


CLEVELAND

BROWNS



MEDIA **2001** GUIDE

SCHEDULE

2001 Cleveland Browns Schedule

Pre-Season

<u>DATE</u>	<u>OPPONENT</u>	<u>NETWORK</u>	<u>KICKOFF</u>
Saturday, Aug. 11	GREEN BAY PACKERS	WKYC-TV	8:00 p.m.
Saturday, Aug. 18	TAMPA BAY BUCCANEERS	WKYC-TV	8:00 p.m.
Friday, Aug. 24	@ Washington Redskins	WKYC-TV	8:00 p.m.
Friday, Aug. 31	@ Carolina Panthers	WKYC-TV	8:00 p.m.

Regular Season

<u>DATE</u>	<u>OPPONENT</u>	<u>NETWORK</u>	<u>KICKOFF</u>
Sunday, Sept. 9	SEATTLE SEAHAWKS	CBS	1:00 p.m.
Sunday, Sept. 16	@ Pittsburgh Steelers	ESPN	8:30 p.m.
Sunday, Sept. 23	DETROIT LIONS	FOX	1:00 p.m.
Sunday, Sept. 30	@ Jacksonville Jaguars	CBS	4:15 p.m.
Sunday, Oct. 7	SAN DIEGO CHARGERS	CBS	1:00 p.m.
Sunday, Oct. 14	@ Cincinnati Bengals	CBS	1:00 p.m.
Sunday, Oct. 21	BALTIMORE RAVENS	CBS	1:00 p.m.
Sunday, Oct. 28	Bye		
Sunday, Nov. 4	@ Chicago Bears	CBS	1:00 p.m.
Sunday, Nov. 11	PITTSBURGH STEELERS	CBS	1:00 p.m.
Sunday, Nov. 18	@ Baltimore Ravens	CBS	1:00 p.m.
Sunday, Nov. 25	CINCINNATI BENGALS	CBS	1:00 p.m.
Sunday, Dec. 2	TENNESSEE TITANS	CBS	1:00 p.m.
Sunday, Dec. 9	@ New England Patriots	CBS	1:00 p.m.
Sunday, Dec. 16	JACKSONVILLE JAGUARS	CBS	1:00 p.m.
Sunday, Dec. 23	@ Green Bay Packers	CBS	1:00 p.m.
Sunday, Dec. 30	@ Tennessee Titans	CBS	1:00 p.m.

* All home games are in bold. All times are Eastern. All games are broadcast on WMJI Radio (105.7 FM). Select games will be simulcast on WTAM Radio (1100 AM).

Team Information

Cleveland Browns Training and Administrative Complex

76 Lou Groza Boulevard
Berea, Ohio 44017
(440) 891-5000

Cleveland Browns Stadium

1085 West 3rd Street
Cleveland, Ohio 44114
(440) 891-5001

Cleveland Browns Ticket Office

1085 West 3rd Street
Cleveland, Ohio 44114
(440) 891-5050
(888) 891-1999 (toll free)

Team Shop at Gridiron Square

(440) 824-3427
(877) 746-8326 (toll free)

The Grille at Gridiron Square

(440) 824-3435

Cleveland Browns Stadium Tours

(440) 824-3361

CLEVELAND
BROWNS
COM

Organization

Cleveland Browns Staff Directory4
 Alfred Lerner.....8
 Carmen A. Policy.....9
 Dwight Clark10
 Butch Davis11
 Senior Management13
 Coaching Staff17
 Player Personnel31
 College Scouts34
 Football Support Staff.....36
 Management39
 Staff40
 The Cleveland Browns Foundation46
 Browns in the Community47

Players

Veterans.....52
 2001 Draft Choices205
 Rookie Free Agents216
 Alphabetical Roster219
 Numerical Roster221
 2001 Transactions223

2000 Review

Final NFL Standings226
 Results227
 Individual and Team Statistics228
 Player Participation230
 Starting Lineups231
 Game-by-Game Offense231
 Game-by-Game Defense232
 Team Superlatives232
 Individual Superlatives233
 Game Summaries234

History

How the Browns Were Named268
 Team History269
 Browns in the Hall of Fame272
 All-League Selections287
 Browns in the Pro Bowl288

Cleveland Browns Media Guide Credits

Editor: Dan Arthur

Assistant Editor: Amy Gretsinger

Assistance: Todd Stewart, Ken Mather, Amy Palcic, Krystal Welch, David Brauer, Joe Carlone

Layout and Printing: Herald Printing

Overall Design Concept: National Communications, Inc.

Cover Photographs: John H. Reid III

Photography: John H. Reid III, Tony Tomsic, Mort Tucker Photography, NFL Photos

CONTENTS

Table of Contents

Retired Jersey Numbers	288
All-Time Roster	289
Browns Head Coaches	299
Browns Assistant Coaches	299
Browns Draft History	301
Browns Drafting by College	312
1999 Expansion Draft	312
Free Agency	313
Plan B Free Agents	314
Trade History (1999-2001)	315
Browns vs. the NFL	316
Ranking by Yards	327
Overtime Results	328
Shutouts	329
Browns on Prime Time	330

Year-by-Year

Pre-season Results	332
Regular Season Results	335
Playoff Results	386
Year-by-Year Attendance	387

Records

Career Top 10	390
Top 10 Seasons	392
Longest Plays	394
Individual Records.....	396
Team Records.....	411
Team Playoff Records	425
Individual Playoff Records	432
Single-Game Playoff Records	433
Rookie Records	436
Opponents' Single-Game Records	440
Seasonal Leaders	443
100-Yard Rushing Games	452
300-Yard Passing Games	456
100-Yard Receiving Games	458
The Last Time.....	462

Extra Points

Cleveland Browns Stadium	464
Training and Administrative Complex	467
Local TV	468
Radio Network	469
Browns Backers	471
NFL Pre-season Schedule	472
NFL Schedule by Date	474
NFL Schedule by Team	482
NFL National TV Schedule	494
NFL Primetime Schedule	496
NFL 2001-2002 Important Dates.....	497
Media Guidelines	497



ORGANIZATION

Staff Directory

Ownership & Executive Management

Alfred Lerner – Owner and Chairman

Carmen A. Policy – President and Chief Executive Officer

Senior Management

Dwight Clark – Executive Vice President, Director of Football Operations

Butch Davis – Head Coach

Kofi Bonner – Executive Vice President, Business Operations & Chief Administrative Officer

Douglas C. Jacobs – Executive Vice President, Finance

Lewis C. Merletti – Executive Vice President, Stadium & Security

Bill Hampton Jr. – Vice President, Operations

Lal Heneghan – Vice President, Assistant Director of Football Operations & General Counsel

Bruce Popko – Vice President, Marketing & Development

Coaching Staff

Bruce Arians – Offensive Coordinator

Foge Fazio – Defensive Coordinator

Jerry Rosburg – Special Teams Coordinator

Phillip Banko – Defensive Assistant

Todd Bowles – Defensive Nickel Package

Keith Butler – Linebackers Coach

Pete Garcia – Assistant Coach/Football Development

Steve Hagen – Tight Ends Coach

Ray Hamilton – Defensive Line Coach

Tim Jorgensen – Head Strength and Conditioning Coach

Todd McNair – Running Backs Coach

Chuck Pagano – Defensive Backs Coach

Rob Phillips – Assistant Strength and Conditioning Coach

Terry Robiskie – Wide Receivers Coach

Carl Smith – Quarterbacks Coach

Larry Zierlein – Offensive Line Coach

Player Personnel

Joe Collins – Executive Director, Player Personnel

Phil Neri – Director, College Personnel

Keith Kidd – Director, Pro Personnel

Les Miller – Senior Assistant, Football Operations

Jeremy Green – Coordinator, Pro Personnel

Steve Sabo – Coordinator, Pro Personnel

College Scouts

Derrick Alexander – Pro and College Scout

Thomas Dimitroff Jr. – College Area Scout - West

Kevin Kelly – College Area Scout

Ken Moll – College Area Scout - Southeast

George Streeter – College Area Scout - Northeast

Football Support Staff

Jerry Butler – Director, Player Development
Mike Colello – Head Athletic Trainer
Patrick Dolan – Video Director
Robert A. Monica – Head Equipment Manager
Todd Stewart – Executive Director, Publicity/Media Relations

Management

Dan Arthur – Director, New Media
Richard Bedell – Controller
Meredith Camp – Director, Events and Special Projects
Mitch Doremus – Director, Scoreboard Operations
Diane Downing – Director, Stadium Operations
Gordon Foust – Director, Information Technology
Michael Jennings – Director, Ticket Operations
Hillary Johnson – Director, Community Relations
Ken Louard – Director, Business Operations
Carl Meyer – Director, Security Operations
Brett Reynolds – Director, Marketing & Sales
Joe Ricciuti – Director, Premium Seating
Jackie Skalba – Director, Human Resources
Judge George White – Director, The Cleveland Browns Foundation

Staff

Michael Akers – Equipment Assistant
Todd Argust – Manager, Stadium Operations
Bram Arrington – Database Administrator
Davita Bailey – Receptionist to Stadium Executive Offices
Obie Bender – Player Programs Consultant
Ross Benjamin – Manager, Stadium Security
John A. Bergfeld, M.D. – Team Physician, Cleveland Clinic Sports Health
Melvin Blake – Coordinator, Customer Relations
Audra Bolender – Coordinator, Customer Relations
Sam Brown – Security Officer
Eric Buckman – Assistant Athletic Trainer
Jacqueline Burke – College Scouting Administrator
Cheryl Cannon – Administrative Assistant to the Coaching Staff
Monica Cianchetti – Executive Assistant to the Vice President, Assistant Director of Football Operations
& General Counsel
Joe Cockburn – Security Officer
Anthony Dick – Assistant Groundskeeper
Linda Dienes – Receptionist to Berea Training Facility
Robert Dimeff, M.D. – Team Physician, Cleveland Clinic Sports Health
Faye Donovan – Executive Assistant to President & Chief Executive Officer
Carla Farison – Executive Assistant to the Executive Vice President, Director of Football Operations
Jason Farrell – Security Officer

ORGANIZATION

Staff Directory

Staff continued

Mitch Fink – Senior Manager, Sales
Amy Gretsinger – Manager, New Media
Amy Gulich – Administrative Assistant to Stadium Operations
Dan Habinek – Coordinator, Customer Relations
Stella Harhay – Executive Assistant to the Executive Director of Player Personnel
Greg Hipp – Manager, Berea Facilities
Ross Hollebon – Video Assistant
Jason Holt – Assistant Groundskeeper
Jamir Howerton – Coordinator, Player Relations
Linwood Jones – Database Analyst
Gregory Kehr – Manager, Marketing Communications
Monée Kidd – Manager, The Cleveland Browns Foundation
Chris Kurman – Assistant Equipment Manager
Marty Lauzon – Assistant Athletic Trainer
Dino Lucarelli – Manager, Alumni Relations
Trip MacCracken – Salary Cap Coordinator
Bob Markowitz – Coordinator, Operations
Ken Mather – Manager, Publicity/Media Relations
Kathy Mathis – Security Specialist
Marcia Maus – Executive Assistant to the Head Coach
Carol Meier – Receptionist to Berea Training Facility
Karen Meier – Coordinator, Customer Relations
Jason Miller – Security Officer
Jolene Miller – Coordinator, Accounts Payable
Michael Mirwald – Manager, Stadium Facilities
Angel "Moe" Morales – Manager, Team Security
Erica Muhleman – Manager, Marketing Services
Michelle Musarra – Executive Assistant to the Executive Vice President, Finance
Lorne Novick – Finance & Legal Associate
Rick Orrico – Manager, Stadium Operations
Amy Palcic – Coordinator, Publicity/Media Relations
Geri Pastor – Administrative Assistant to Alumni Relations
Neal Pate – Assistant Head Groundskeeper
Jeff Patton – Network Administrator
Mike Patton – Senior Manager, Ticket Operations
Eric Penix – Coordinator, Multimedia
Chris Powell – Head Groundskeeper
Erika Ralph – Executive Assistant to the Executive Vice President, Business Operations
& Chief Administrative Officer
Julie Ann Reeder – Manager, Events
John Reid – Team Photographer
Joe N. Ricciuti – Assistant Groundskeeper
Laurie Rice – Assistant Controller
Brendan Rowe – Manager, Operations
Ken Rundle – Manager, Berea Security

Staff continued

- Jeanne Sgro – Manager, Ticketing
- Catherine Slezak – Executive Assistant to Vice President, Operations
- Molly Smith – Coordinator, Browns Backers
- Kelly Solomon – Coordinator, Suite Services
- Scott Springer – Assistant Groundskeeper
- Matt Srodek – Coordinator, Utilities
- Terry Steirer – Payroll Administrator
- Mike Sullivan – Research Assistant for Football Development
- Mark Thewes – Coordinator, Marketing Services
- Krystal Thomas – Coordinator, Premium Seating
- John Tironi – Manager, Ticket Operations
- Jennifer Torrez – Senior Manager, Marketing Services
- Mary Beth Urban – Coordinator, Events and Special Projects
- Joe VanDetta – Video Assistant
- Zak Vranesevic – Coordinator, Mailroom
- Jeff Wallo – Assistant Video Director
- John Watt – Assistant Groundskeeper
- Krystal Welch – Manager, New Media
- Jenner Wise – Coordinator, Community Relations
- Andrea Wymer – Executive Assistant, Marketing



THE GRILLE • TEAM SHOP • HALL OF FAME

The Grille at Gridiron Square

- Open to the public 7 days a week opening at 11:00 a.m.
- A full sports bar menu will be available every day, all day.
- Happy Hour will run 7 days a week from 3:00-7:00 p.m. with 25-cent wings and \$1.00 off all alcoholic beverages. This promises to be the best happy hour in town!
- There is free parking and popcorn for all patrons.

Make This Your Place To:

- Have lunch or dinner.
- Entertain clients, friends, co-workers and family members.
- Watch your favorite sporting events on one of the 21 TVs (including a large screen and four plasma screens).
- Visit the TeamShop, Hall of Fame and Grille in a relaxed and casual setting.

Lunch Tour Packages Also Available

For more information on the lunch tour package and group tours, contact 440-824-3361.

ORGANIZATION

Ownership and Executive Management



ALFRED LERNER

Owner and Chairman

The National Football League awarded the Cleveland franchise to Alfred Lerner on Sept. 8, 1998, with the formal transfer of ownership from the Browns Trust to Lerner and Carmen A. Policy occurring on Oct. 23, 1998.

"We consider the ownership of the Cleveland Browns to represent a very serious responsibility. We will work very hard to make the people of Cleveland and Northern Ohio proud of their football team," said Lerner.

Lerner is currently chairman and chief executive officer of MBNA Corporation (NYSE), the largest independent bank lender through credit cards in the United States, with more than 20,000 employees worldwide including 1,800 in the greater Cleveland area. He is chairman and chief executive officer of Town and Country Trust (NYSE; 17,000 residential apartments). He serves as chairman of the Browns and is also chairman of the NFL Finance Committee, which is one of the most important and influential committees in the League.

Lerner is well known for his generous contributions to and leadership in Cleveland's healthcare and educational communities as well as for his numerous charitable actions that have made a major impact throughout Cleveland. Lerner serves as president and trustee of the Cleveland Clinic Foundation where the Lerner Research Institute is working on new treatments for cancer, coronary artery disease and AIDS. At University Hospitals, where his wife, Norma, is a trustee, there is also the Lerner Tower, a 210-bed state of the art hospital building.

Lerner, who served in the U.S. Marine Corps from 1955-57 (achieving the rank of 1st LT.), is vice chairman and trustee of Columbia University and also is a trustee at Case Western Reserve University and New York Presbyterian Hospital and is a director of the Marine Corps Law Enforcement Association. Norma Lerner is a trustee of the Musical Arts Association (which supports the Cleveland Orchestra).

Lerner was born in Brooklyn, N.Y., graduated from Brooklyn Technical High School in 1951 and obtained a B.A. from Columbia College in 1955. He and his wife, the former Norma Wolkoff, reside in Shaker Heights. They have two children and seven grandchildren.



Lerner (pictured with offensive tackle Roman Oben) is chairman of the NFL Finance Committee, which is one of the most important and influential committees in the League.

CARMEN A. POLICY

President and
Chief Executive Officer



Carmen A. Policy is president and chief executive officer of the Cleveland Browns. He and Chairman and Owner Alfred Lerner were responsible for creating a football and front office organization for an expansion team, which has a rich history and legacy. Lerner named Policy a 10 percent equity partner upon being awarded the franchise on Sept. 8, 1998. Formal transfer of ownership from the Browns Trust to Lerner and Policy occurred on Oct. 23, 1998.

Policy earned a reputation as one of the preeminent executives in professional sports during eight years as president and chief executive officer of the San Francisco 49ers. Both *The Sporting News* and *Pro Football Weekly* named him NFL Executive of the Year in 1994, the latter award having been determined by a vote of NFL owners and executives. *The Sporting News* and *GQ Magazine* have also named him as one of the most influential people in professional sports.

Known for his swift, decisive style, rapid grasp of complex issues and adept problem solving abilities, Policy played a role in all five of the 49ers' Super Bowl winning teams and helped shape the course for a 49ers' organization that became widely viewed as the hallmark sports franchise of the 1980s and '90s.

While practicing law in Northeastern Ohio, Policy served the 49ers' front office in 1983 as vice president and general counsel. Upon becoming executive vice president in 1989, he took on added responsibility for the team's front-office activities and represented the 49ers on league matters. He became president and chief executive officer in 1991, at which time he moved to the San Francisco Bay area.

One of Policy's biggest challenges came during and immediately after the 1993 season, when he was given a mandate to build and maintain a championship team. Creatively applying the NFL's new salary cap rules, he helped retain key veterans and signed top-quality free agents and draft picks to create a team that responded by winning Super Bowl XXIX (1994 season). The 49ers remained Super Bowl contenders for the four years following Super Bowl XXIX.

While with the 49ers, Policy was a member of the NFL Finance Committee and the Committee on Opportunities and Challenges.

An ardent believer in public service, Policy is on the Board of Directors of the Cleveland Clinic Foundation. He expects to maintain a high level of civic and charitable involvement in Cleveland similar to what he did in San Francisco. Those efforts earned him numerous honors, including the prestigious Silver Cable Car Award from the San Francisco Convention and Visitors Bureau for contributions to the development of the city's business community. He also received The Mayor's Fiscal Advisory Committee Award in recognition of his managerial experience. He presently serves on several boards of local charities in Northeastern Ohio, including the Achievement Center for Children.

Policy graduated from Youngstown Ursuline High and is a 1963 graduate of Youngstown State University, which honored him as Alumnus of the Year in 1997. He earned his Juris Doctorate Degree from Georgetown University Law Center in 1966, where he presently serves on the Law Center's Board of Visitors. While he was practicing law, he was listed in all of the existing editions of the highly respected publication, *The Best Lawyers in America*. Inclusion in the publication is a significant honor since it is based on peer evaluation.

Policy has five children. James (a pediatric-orthopedic surgeon); Daniel (an attorney); Edward (an attorney); Kerry Rae (an MBA graduate); and Kathleen (an attorney).

Policy is married to the former Gail Moretti. They make their home in Cleveland.

ORGANIZATION

Senior Management



DWIGHT CLARK

**Executive Vice President,
Director of Football Operations**

Dwight Clark, the team's executive vice president, director of football operations, is in his third season with the club. In conjunction with President and Chief Executive Officer Carmen Policy, Clark forms, finalizes and implements the organizational strategy for football operations and is responsible for all professional and college personnel acquisitions. He works closely with the head coach in determining the goals and standards for the team. Clark is also responsible for establishing financial guidelines and parameters for contract negotiations and yearly football budgets and works directly with the vice president, assistant director of football operations & general counsel in creating a long-term financial plan for all football operations.

Clark directed the team's first three drafts, including the selection of first-round picks Gerard Warren (2001), Courtney Brown (2000) and Tim Couch (1999). The Browns' 1999 draft class contributed five players who developed into regular starters (132 combined starts in 1999-2000), while the team's 2000 draft class featured four players who were regular starters (43 combined starts) in 2000. Clark and his staff have also been responsible for acquiring key veterans through free agency and trades.

Clark, 44, came to the Browns in November 1998 after spending 19 seasons with the San Francisco 49ers – nine years on the field followed by 10 years in the front office. He was a part of all five of the 49ers' Super Bowl winning teams, helping the club to victory in Super Bowl's XVI and XIX as a player and Super Bowl's XXIII, XXIV and XXIX as a member of the front office. The 49ers posted 10+ wins in each of Clark's final 16 seasons with the club and earned playoff berths in 15 of the 16 seasons.

Following his playing career, Clark served as marketing consultant, executive administrative assistant, and as coordinator of football operations and player personnel before being named vice president/director of football operations in 1995, a position he held for four years until joining the Browns. In that capacity, he was responsible for scouting, player personnel, contract negotiations, salary cap management and the team's training camp. During this four-year period, 15 San Francisco players earned a total of 26 Pro Bowl appearances and the 49ers joined the Green Bay Packers as the only teams to earn consecutive playoff berths from 1995-98 while posting an NFL-best 48-16 regular-season mark. During Clark's tenure as vice president/director of football operations, the 49ers acquired six Pro Bowl performers through free agent signings and several of their draft picks enjoyed Pro Bowl honors.

Clark, a 10th round draft choice from Clemson in 1979, built a reputation as a big-game player during his nine-year pro career. He is well remembered for making "The Catch" against the Dallas Cowboys in the 1981 NFC Championship Game that propelled the 49ers into Super Bowl XVI. He earned two Pro Bowl appearances and was named Sports Illustrated's Player of the Year in 1982. He was also one of the most popular players during his tenure with the 49ers and retired as the club's all-time leading receiver with 506 catches (20th player in NFL history to reach the 500-catch milestone), 6,750 receiving yards and 48 touchdowns. His jersey #87 was retired by the 49ers organization before 65,000 cheering Bay Area fans. He is a member of the Clemson Hall of Fame, North Carolina Hall of Fame and South Carolina Hall of Fame.

Born in Kinston, N.C., Clark grew up in Charlotte, N.C. He majored in secondary education (history) at Clemson. He and his wife, Ashley, have three children: daughter Casey, 17, and sons Riley, 16, and Mac, 7.

BUTCH DAVIS

Head Coach

Year with Browns: 1st

Year in NFL: 7th



Butch Davis was named head coach of the Cleveland Browns on Jan. 30, 2001. The 49-year-old Davis is the 10th full-time head coach in franchise history. His 28-year coaching resume includes six seasons in the NFL and 16 seasons at the major college level. He spent the previous six seasons as head coach at the University of Miami and capped his overwhelmingly successful tenure by leading the Hurricanes to an 11-1 record and No. 2 consensus national ranking in 2000.

Davis accepted the head coaching position at Miami in 1995 and rebuilt the Hurricanes program back to college football's elite status. Davis inherited a Miami program following NCAA sanctions that severely reduced the number of available scholarships during his first three years. Under his six years of guidance, Miami totaled a 51-20 record, including a combined mark of 5-0 in pre-season and post-season action (4-0 in bowl games and 1-0 in pre-season action with a 23-12 victory over Ohio State in the 1999 Kickoff Classic). Davis' teams were nationally ranked five times and captured three Big East titles. The 2000 Hurricanes ranked second in the nation in scoring (42.6 points per game), fifth in total offense (460.8 yards per game), fifth in scoring defense (15.5 points per game), eighth in passing defense (220.6 yards per game) and capped their season by defeating SEC Champion Florida 37-20 in the 2001 Nokia Sugar Bowl.

Prior to joining the Hurricanes, Davis coached six seasons (1989-94) with the Dallas Cowboys including the final two as the club's defensive coordinator. Davis helped Dallas post one of the most spectacular turnarounds in sports history as the Cowboys went from a 1-15 season in 1989 to consecutive Super Bowl championships in 1992 and 1993. Davis was defensive line coach in the Cowboys' 52-17 win over Buffalo in Super Bowl XXVII and served as defensive coordinator in the Cowboys' 30-13 win over Buffalo in Super Bowl XXVIII. As defensive line coach in 1992, Davis helped the Cowboys rank first in the NFL in rushing defense (77.8 yards per game). Davis' 1993 defensive squad helped the Cowboys capture their second consecutive Super Bowl, set a club record by allowing just 21 total touchdowns in 16 games and allowed one offensive touchdown or less in 12 of 16 games. He was also defensive coordinator during Barry Switzer's first season as head coach and helped Dallas reach the NFC Championship Game where eventual Super Bowl champion San Francisco denied their bid for a threepeat. Davis' 1994 Cowboys' defense ranked first in the NFL in total defense (269.6 yards per game), first in pass defense (172.0 yards per game), third in scoring defense (15.5 points per game), 10th in rushing defense (97.6 yards per game) and had three Pro Bowl starters: defensive end Charles Haley, defensive tackle Leon Lett and defensive back Darren Woodson. The three defensive starters were the most for the Cowboys since 1983.

Davis accepted the head coaching position at Miami in 1995 and helped the Hurricanes earn a share of the Big East Conference Championship by winning seven straight games to close the season. The Hurricanes would have received an invitation to a BCS bowl game following the 1995 season, however, Miami declined the invitation due to NCAA sanctions previously approved by university officials for violations prior to Davis' arrival in South Florida. Davis again led Miami to a share of the Big East title in 1996 and catapulted the Hurricanes to a top 20 ranking and their first bowl victory in five years with a 31-21 win over Virginia in the Carquest Bowl. He led Miami to a 46-23 win over North Carolina State in the 1998 Micron PC Bowl and capped the 1999 season with a 28-13 victory over Georgia Tech in the Toyota Gator Bowl, the Hurricanes first New Year's Day bowl game under Davis. Miami surpassed the national graduation rate for its football players every year under Davis while receiving recognition from the American Football Coaches Association for exceeding a 70% graduation rate among its football student athletes.

Davis spent five seasons as the defensive line coach for the University of Miami from 1984-88 and helped guide the Hurricanes to the 1987 National Championship. During his first stint at Miami, Davis coached a defensive line corps that sent 15 linemen to the NFL including All-America selections Bill Hawkins, Cortez Kennedy, Russell Maryland, Daniel Stubbs and the late Jerome Brown. Davis' line was a key part of the Miami defense

ORGANIZATION

Senior Management

Butch Davis *continued*

that finished second in the nation in both scoring defense (9.7 points per game) and total defense (242.0 yards per game) in 1988. The 1986 Hurricanes set a school record with 49 sacks, broke the mark with 50 in 1988, and held opposing rushers to fewer than 2.3 yards per carry in 1987 and 1988.

Davis entered the collegiate coaching ranks on the offensive side of the ball as an assistant on Jimmy Johnson's Oklahoma State teams from 1979-83. At Oklahoma State, Davis coached receivers and tight ends while also serving as recruiting coordinator. Prior to joining Oklahoma State, Davis was head coach at Rogers High School in Tulsa, Okla., in 1978 after spending time as an assistant at two high schools in Oklahoma and one in Arkansas where he taught biology, anatomy and physiology. Davis played defensive end for Arkansas under Head Coach Frank Broyles and earned his bachelor's degree in biology and life science in 1974.

Born Paul Hilton Davis in Tahlequah, Okla., on Nov. 17, 1951, Davis and his wife, the former Tammy Townsend of Tulsa, Okla., have a son, Andrew, 8.

Davis' Record at the University of Miami

Year	W	L	T	Pct.	ESPN/ USA Today	AP	Honors
1995	8	3	0	.730	NR	20th	Share of Big East Title
1996	9	3	0	.750	14th	14th	Share of Big East Title; 31-21 Carquest Bowl win over Virginia
1997	5	6	0	.450	NR	NR	
1998	9	3	0	.750	21st	20th	46-23 Micron PC Bowl over North Carolina State
1999	9	4	0	.690	15th	15th	28-13 Gator Bowl win over Georgia Tech
2000	11	1	0	.920	2nd	2nd	Big East Title; 37-20 Sugar Bowl win over Florida
Totals	51	20	0	.720	—	—	3 Big East Titles (1 outright, 2 shared); 4-0 record in bowl games

Davis' Coaching Background:

1973	Fayetteville High School (Ark.), assistant coach
1974-75	Pawhuska High School (Okla.), assistant coach
1976-77	Sand Springs High School (Okla.), assistant coach
1978	Tulsa Rogers High School (Okla.), head coach
1979-83	Oklahoma State University, assistant coach
1984-88	University of Miami, assistant coach
1989-92	Dallas Cowboys, assistant coach
1993-94	Dallas Cowboys, defensive coordinator
1995-2000	University of Miami, head coach
2001	Cleveland Browns, head coach

Hurricanes Selected in the First Round of the NFL Draft (1996-2001)

Year	Pick	Player	Position	Team
1996	26	Ray Lewis	LB	Baltimore Ravens
1997	15	Yatil Green	WR	Miami Dolphins
1997	17	Kenard Lang	DE	Washington Redskins
1997	18	Kenny Holmes	DE	Tennessee Titans
1998	10	Duane Starks	CB	Baltimore Ravens
1999	4	Edgerrin James	RB	Indianapolis Colts
2000	14	Daniel "Bubba" Franks	TE	Green Bay Packers
2001	11	Dan Morgan	LB	Carolina Panthers
2001	12	Damione Lewis	DT	St. Louis Rams
2001	16	Santana Moss	WR	New York Jets
2001	30	Reggie Wayne	WR	Indianapolis Colts

KOFI BONNER

**Executive Vice President,
Business Operations &
Chief Administrative Officer**



Kofi Bonner is responsible for all business affairs of the team, including organizational and administrative items, as well as new business development. He also oversees marketing, business operations, community and governmental affairs. Bonner was the lead person during the construction of, and is now responsible for the business operations of Cleveland Browns Stadium.

Bonner brings to the task a strong economic development background from his years in a series of key government positions in the San Francisco Bay area. Prior to joining the Browns in October 1998, Bonner was the chief economic policy advisor for the City and County of San Francisco, reporting directly to Mayor Willie Brown. As the area's most senior economic development official, Bonner was responsible for the economic growth and redevelopment of San Francisco neighborhoods and directed planning for the city's proposed \$525 million stadium-mall complex. He also led business attraction and retention efforts, industry growth strategies, military base reuse activities and complex real estate negotiations.

Bonner previously served as interim city manager of the City of Oakland, Calif.; director of Oakland's Community Economic Development Agency; and deputy executive director for program and project management of the San Francisco Redevelopment Agency.

Bonner, 45, was born and raised in Ghana. He received a bachelor of science degree with honors from the University of Science and Technology in Ghana. He holds two master's degrees in city planning and architecture from the University of California at Berkeley, where he recently taught.

Currently in Cleveland, Bonner serves on the boards of the Urban League of Greater Cleveland, the Downtown Cleveland Development Partnership, the American Red Cross Blood Services, the American Cancer Society, and the Rock-n-Roll Hall of Fame, in addition to being active in other civic organizations and philanthropies.

Bonner and his wife, Gladys E. Moore, have three children, Noelle, 13, Afia, 11, and Kofi, 6.

DOUGLAS C. JACOBS

Executive Vice President, Finance



Douglas C. Jacobs is responsible for all financial, tax, budgeting, and treasury matters for the team's football and stadium operations.

Prior to joining the Browns in 1999, Jacobs' most recent position was Executive Vice President of Gucci Timepieces after serving as Cleveland office managing partner during a 33-year career with Arthur Andersen LLP.

Jacobs, after serving two years as an officer in the U.S. Navy, began his career with Arthur Andersen in the Cleveland office in 1963 and was admitted to partnership in 1972. He became managing partner in 1977 and served in that capacity until relocating to the southern California office, where he was managing partner from 1978 until his retirement from the firm in 1996.

An active leader in civic and professional affairs, Jacobs formerly served as President of Junior Achievement of Greater Cleveland, Inc., and as a councilman in Kirtland, Ohio. In southern California, he served as Chairman of Pacific Legal Foundation; President of Big Brothers/Big Sisters of Orange County; Vice Chairman-Finance of the Orange County Performing Arts Center and Treasurer of the Bowers Museum Foundation.

He also serves on the Board of Directors of Standard Pacific Corporation in southern California.

Jacobs, a certified public accountant, holds an MBA from Case Western Reserve University and a B.S. degree from Miami (Ohio) University. Jacobs and his wife, Georgia, reside in Moreland Hills, Ohio. The couple has three sons. Doug Jacobs II, is a computer design specialist with Deloitte and Touche in southern California; Brett Jacobs is a computer programmer for Juniper Financial in Wilmington Delaware; and Greg Jacobs is a pitcher in the California Angels baseball organization.



LEWIS C. MERLETTI

Executive Vice President, Stadium and Security

Lewis C. Merletti is responsible for all stadium operations and directing the design and deployment of security for the entire Cleveland Browns operation, including the owners, coaches, players, the Cleveland Browns Stadium, and the team's Berea training facility and offices.

A 25-year veteran of the United States Secret Service, Merletti served as the agency's 19th Director immediately prior to joining the Browns organization. Before becoming Director, Merletti served as assistant director in the Office of Training, where he was responsible for the curriculum, methodology, and content of training for all Secret Service employees. He served in the Presidential Protective Division under three Presidents, Reagan, Bush, and Clinton, and as Special Agent in Charge of Presidential protection during the Clinton Administration, was ultimately responsible for the physical security of the President and First Family. Merletti has also held supervisory positions in the New York Field Office, the Baltimore Office and the Liaison Division and Office of Inspection at the United States Secret Service headquarters in Washington, DC. He joined the agency in 1974 as a special agent assigned to the Philadelphia Field Office.

Merletti has extensive experience with complex criminal investigations, major task force operations, and Secret Service counter-terrorist operations. He testified before Congress on many occasions, and also briefed the President, other top government officials, and world leaders, on a regular basis regarding security as it relates to worldwide situations. He has supervised security arrangements for the visit of the President and First Family to hostile environments such as the DMZ; Cartajena, Colombia; Saudi Arabia during Operation Desert Shield; Egypt, Israel, Jordan, Syria, Kuwait, and Bosnia-Herzegovina.

Merletti received numerous commendations and awards for outstanding performance during his government career, including three Secret Service Special Achievement Awards, and the 1997 Rank of Distinguished Executive in the Senior Executive Service. In 2000, the Secret Service dedicated the largest building at their training facility as the Lewis C. Merletti Classroom for the Office of Training.

Since retirement, Merletti has received the following awards: the 1999 Distinguished Alumnus Award of the McNulty College and Graduate School of Liberal Arts at Duquesne University; the 1999 Distinguished Service Award from the Marine Corp Law Enforcement Foundation; and the 2001 Lex et Justitia Award from Marquette University for Outstanding Service to Our Country and Dedication to Truth and Justice.

Merletti served three years in the United States Army, including a tour of duty with the 5th Special Forces Group in Vietnam. Among the citations he earned were the Bronze Star, Good Conduct Medal, Combat Medical Badge, and Parachute Jump Wings. Merletti, 52, holds a B.A. degree in political science from Duquesne University in Pittsburgh and is now a resident of Cleveland, Ohio.

BILL HAMPTON JR.

Vice President, Operations



Bill Hampton Jr. is responsible for day-to-day business operations of the Browns' Berea Facility, including the coordination of training camp and team logistics.

Hampton brings 18 years of sports management experience to his position with the Browns. From 1993 to 1998, he was director of pro line operations and managed the NFL Coaches Club with NFL Properties in New York. In that capacity, Hampton developed merchandising and marketing opportunities for NFL players and coaches.

From 1982 to 1993, he served as equipment manager for the New York Jets – a position previously held by his father, Bill Sr., and currently by his brother, Clay. Another brother, Drew, is equipment manager for the Jacksonville Jaguars.

Hampton, 39, earned a liberal arts degree from the State University of New York at Brockport. He and his wife, Susanne, have one son, Jack, 4.

LAL HENEGHAN

**Vice President, Assistant
Director of Football Operations
& General Counsel**



Lal Heneghan is responsible for departmental, salary cap and player contract coordination as well as general legal matters for the Cleveland Browns.

Before joining the Browns, Heneghan spent seven years with the National Football League Management Council, where he most recently served as director of labor relations. In that capacity, he supervised the daily operation and interpretation of the NFL salary cap and the Collective Bargaining Agreement and advised clubs on all aspects of their daily labor operations.

After joining the NFL in 1991, Heneghan initially served as labor relations counsel, where he represented clubs in grievance arbitrations and counseled clubs on a variety of labor issues. In 1993, he participated in negotiations with the NFL Players' Association, which resulted in the 1993 Collective Bargaining Agreement. The CBA was extended in 1996 and again in 1998.

Previously, Heneghan was a labor attorney at Akin, Gump, Strauss, Hauer & Feld in Washington, D.C.

Heneghan received a bachelor of arts degree from the University of Pennsylvania and is a graduate of the Georgetown University Law Center. At Penn, he was a tight end and co-captain for the 1984 Ivy League Champion football team. During law school, he worked with the NFL Players' Association in Washington, D.C.

Heneghan, 37, is a native of Rockville, Md. He and his wife, Amy, a pediatrician, have two children, Jack, and Lucy.

ORGANIZATION

Senior Management



BRUCE POPKO

Vice President, Marketing and Development

Bruce Popko is responsible for overseeing all marketing and promotional activities, including sponsorships, local media rights, ticket operations, luxury suite operations and stadium-related events. As part of the development of the Browns marketing campaign and successful opening of Cleveland Browns Stadium, Popko received a Distinguished Sales & Marketing Award from the Sales & Marketing Executives of Cleveland in February 2000.

Popko joined the Browns in October 1998 after previously serving as director of marketing and promotions for two years with the San Francisco 49ers. Before joining the Forty Niners, Popko spent three years with the National Football League in New York. For two of those years he was with the NFL Properties marketing group, where he managed an \$8 million annual budget for regional retail advertising and promotions. He also managed sales and marketing efforts for the NFL's satellite programming service, *NFL Sunday Ticket*.

Prior to joining the NFL, Popko was a marketing manager for the New York Jets Football Club and served as game operations manager for the London Monarchs Football Club (now the England Monarchs as part of NFL Europe).

Currently in Cleveland, Popko serves on the Board of Trustees and the Membership Development Committee for the Convention & Visitors Bureau of Greater Cleveland, the Board of Directors for United Way Services, and the Golf Committee for the Boys Hope Golf Open. Popko was recently named to the Board of Trustees of the Cleveland Zoological Society. He is also a member of the editorial board of *The Sport Marketing Quarterly*.

Popko, 31, is a graduate of the University of Pennsylvania, with a B.A. in international relations, and the Stern School of Business at New York University, where he earned his MBA in finance and marketing. He and his wife have two children and reside in Shaker Heights.

CLEVELAND
BROWNS
■ .COM

**BRUCE
ARIANS**

Offensive Coordinator

Year with Browns: 1st

Year in NFL: 9th



As offensive coordinator for the Browns, Bruce Arians will orchestrate the development of Cleveland's young offense. Arians joined the Browns in February 2001 after accumulating 26 years of coaching experience at the professional and collegiate level, including eight seasons in the NFL.

Arians spent the previous three seasons (1998-2000) with the Indianapolis Colts as quarterbacks coach and was instrumental in the development of Colts quarterback Peyton Manning. Arians helped Manning become the only player in NFL history to surpass 3,000 passing yards in each of his first three seasons.

Under Arians' tutelage, Manning totaled 4,413 yards, 33 touchdowns and 15 interceptions on 357-of-571 passing in 2000 to break his own club seasonal passing yardage record of 4,135 yards in 1999. Manning's passing yards in 1999 and 2000 represent the only 4,000-yard passing seasons in Colts' history. Manning's 33 TD passes in 2000 also established a Colts' franchise record and surpassed the previous record of 32 held by John Unitas since 1959. Manning topped the NFL in 2000 with 4,413 passing yards and 357 completions and tied for a league-high 33 TDs with Minnesota's Daunte Culpepper. Manning also ranked third in the NFL with 571 attempts and second in the AFC with a 94.7 QB rating while being named to the AFC Pro Bowl for the second consecutive year.

Arians, 48, entered coaching as a graduate assistant at Virginia Tech (1975-76) before accepting a full-time job as running backs coach of the Hokies in 1977. He played quarterback for the Hokies (1970-74) and was voted the team's most valuable player as a senior.

Arians went to Mississippi State and served as running backs and receivers coach from 1978-80 before leaving to coach running backs at the University of Alabama from 1981-82 under Paul 'Bear' Bryant. He served as head coach at Temple University from 1983-88 before assuming the role of running backs coach of the Kansas City Chiefs from 1989-92. Chiefs running back Christian Okoye set a club record and topped the NFL in 1989 with 1,480 rushing yards.

Following his stint in Kansas City, Arians returned to Mississippi State as offensive coordinator and quarterbacks coach (1993-95). He served as tight ends coach under Jim Mora with the New Orleans Saints in 1996 before heading to the University of Alabama as offensive coordinator in 1997.

Arians was born Oct. 3, 1952, in Paterson, N.J. He is married to the former Christine Allen of York, Pa. They have a son, Jake, 22 and a daughter, Kristi Anne, 19.

Coaching Background:

1975-77	Virginia Tech, graduate assistant
1978-80	Mississippi State, running backs and wide receivers coach
1981-82	University of Alabama, running backs coach
1983-88	Temple University, head coach
1989-92	Kansas City Chiefs, running backs coach
1993-95	Mississippi State, offensive coordinator
1996	New Orleans Saints, tight ends coach
1997	University of Alabama, offensive coordinator
1998-2000	Indianapolis Colts, quarterbacks coach
2001	Cleveland Browns, offensive coordinator

ORGANIZATION

Coaching Staff



FOGE FAZIO

Defensive Coordinator

Year with Browns: 1st

Year in NFL: 14th

Defensive Coordinator Foge Fazio brings 34 years of coaching experience to the Browns, including the past 13 seasons as an NFL coach.

Fazio's most recent stop prior to Cleveland was with the Washington Redskins, where he served as linebackers coach in 2000 for the Redskins. The Redskins ranked fourth in the NFL in total defense (279.6 yards per game) in 2000 after ranking 30th (356.6 yards per game) in 1999 the year before Fazio's arrival. Fazio was instrumental in the development of rookie linebacker Lavar Arrington.

Prior to joining the Redskins, Fazio spent five seasons on Dennis Green's staff in Minnesota, including four seasons as defensive coordinator. The Vikings qualified for the playoffs every year during Fazio's tenure in Minnesota, including a spot in the 1998 NFC Championship Game. Fazio coached Browns' linebacker Dwayne Rudd, defensive back Corey Fuller, defensive tackle Stalin Colinet and former defensive end Derrick Alexander while with the Vikings.

Fazio's 1998 defense ranked sixth in the league, allowed just 296 points while shutting out opponents in 29 of 73 quarters. He coached Pro Bowl defensive tackle John Randle and linebacker Ed McDaniel. Fazio also has experience integrating first-year players into the starting line-up as rookies Rudd, Colinet and defensive tackle Tony Williams all started for the Vikings in 1997.

Fazio began coaching football as an assistant at Ambridge High (Pa.) in 1961-62 and was the head coach at Coraopolis High (Pa.) from 1963-65. He jumped to the college coaching ranks in 1966 with a two-year stint as offensive line coach at Boston University. He joined the Harvard University staff in 1968 as defensive line coach and helped the Crimson Tide to a 9-0-1 mark – its only undefeated season in 77 years.

Fazio took over the linebacker duties at the University of Pittsburgh from 1969-72 before he became defensive coordinator at Cincinnati from 1973-76. The Bearcats posted their best record in 53 years with a 9-2 mark in 1976. Fazio returned to Pitt as linebackers coach in 1977 and was promoted to defensive coordinator in 1979. His defense was ranked first in the nation two consecutive seasons (1980-81). Fazio became Pitt's head coach in 1982 and guided the Panthers to two bowl games in four seasons. Fazio was the assistant head coach and defensive coordinator at Notre Dame in 1986 and '87, laying the foundation for their 1988 National Championship.

Fazio entered the NFL in 1988 as the special teams and tight ends coach for the Atlanta Falcons. Under his guidance, Elbert Shelley was named to the Pro Bowl four times as a special teamer and the Falcons led the conference in punt coverage.

Fazio joined the New York Jets in 1990 as the linebackers coach. In his five years, the Jets ranked among the top five in the NFL in run defense and scored nine defensive touchdowns (three by linebackers). He joined the Minnesota staff following his five seasons with the Jets.

Fazio played linebacker and center at the University of Pittsburgh from 1957-60 where he was a teammate with Mike Ditka. Fazio earned honorable mention All-America honors in 1960 at center and was one of the first draft choices of the expansion Boston Patriots as a future pick in 1960.

Born Feb. 28, 1939 in Dawmont, W.Va., Serafino Dante Fazio and his wife, Norma, have one daughter, Kristen Anne, and one son, Vince.

Coaching Background:

1961-62	Ambridge High School (Pa.), assistant coach
1963-65	Coraopolis High School (Pa.), head coach
1966-67	Boston University, offensive line coach
1968	Harvard University, defensive line coach
1969-72	University of Pittsburgh, linebackers coach/defensive coordinator
1973-76	University of Cincinnati, defensive coordinator
1977-81	University of Pittsburgh, defensive coordinator
1982-85	University of Pittsburgh, head coach
1986-87	Notre Dame, assistant head coach/defensive coordinator
1988-89	Atlanta Falcons, special teams/tight ends coach
1990-94	New York Jets, linebackers coach
1995-99	Minnesota Vikings, defensive coordinator
2000	Washington Redskins, linebackers coach
2001	Cleveland Browns, defensive coordinator

**JERRY
ROSBURG**

Special Teams Coordinator

**Year with Browns: 1st
Year in NFL: 1st**



Jerry Rosburg is in his first season as the Browns' special teams coordinator, bringing 20 years of experience as a college coach to the Browns.

Rosburg served as cornerbacks/special teams coach at Notre Dame for two seasons (1999-2000). The Fighting Irish ranked third nationally in kickoff returns (24.92 yards per return), 10th in net punting (38.44 yards), 12th in punt returns (15.13 yards per return) and blocked 6 punts in 2000 while earning a Fiesta Bowl appearance to finish 9-3.

He spent two seasons as secondary coach at Boston College (1997-98), one season as secondary coach at the University of Minnesota (1996) and served as an assistant coach for four seasons at the University of Cincinnati (1992-95). He coached the secondary in 1995, linebackers from 1992-94 and helped the Bearcats to an 8-3 record in 1993 and a 6-5 record in 1995. Rosburg coached linebackers and special teams at Western Michigan University from 1987-91. The Broncos posted a nine-win season in 1988 and earned a California Bowl appearance.

Rosburg began his coaching career at Northern Michigan University as a two-year graduate assistant in 1981 and '82 and helped the school earned Division II playoff appearances each season. He was appointed to a full-time assistant position at NMU the following season and coached the Wildcats' linebackers for three years (1983-85) before being elevated to defensive coordinator and secondary coach in 1986.

Rosburg was an assistant coach at Fargo (N.D.) Shanley High School (1979-80) prior to coaching on the collegiate level. He played linebacker at North Dakota State, where he received his bachelor's degree in 1978. Rosburg received his master's degree from Northern Michigan in 1983. A native of Fairmont, Minn., Rosburg was born Nov. 24, 1955. He and his wife, Sherry, have two daughters, Megan and Margaret, and one son, Jerad.

Coaching Background:

1979-80	Fargo (N.D.) Shanley High School, assistant coach
1981-82	Northern Michigan, graduate assistant
1983-85	Northern Michigan, linebackers
1986	Northern Michigan, defensive coordinator/secondary
1987-91	Western Michigan, linebackers/special teams coach
1992-94	Cincinnati, linebackers coach
1995	Cincinnati, secondary coach
1996	Minnesota, secondary coach
1997-98	Boston College, secondary coach
1999-2000	Notre Dame, cornerbacks/special teams coach
2001	Cleveland Browns, special teams coordinator



PHILLIP BANKO

Defensive Assistant

Year with Browns: 1st

Year in NFL: 1st

Phillip Banko is in his first season as a defensive assistant with the Cleveland Browns. Banko joins the Browns from the University of Miami, where he was a graduate assistant the previous three seasons.

As a graduate assistant at Miami from 1998-2000, Banko helped the Hurricanes to three consecutive bowl appearances, including a 2001 Sugar Bowl victory over Florida and a consensus No. 2 national ranking.

Banko coached in a variety of capacities at the high school level before joining Miami's staff. He served as defensive line coach at John Curtis (Metairie, La.) High School from 1994-98 and helped the school capture three consecutive state championships (1995-97). Banko also served as men's track and weight lifting coach, guiding the school to four consecutive state weight lifting championships and two consecutive state track titles.

Banko spent the 1993 season as secondary coach at Jesuit (New Orleans, La.) High School and coached the defensive line at Archbishop Shaw (New Orleans, La.) High School from 1989-92.

He played linebacker at Northeast Louisiana in 1982-83. Banko received his bachelor's degree from Southern University in 1988 and his master's degree from the University of Miami in 2000. Born Aug. 9, 1964, Banko, a native of Belle Chasse, La., is married to the former Laurie Cosse.

Coaching Background:

1989-92	Archbishop Shaw (New Orleans, La.) High School, defensive line coach
1993	Jesuit (New Orleans, La.) High School, secondary coach
1994-98	John Curtis (Metairie, La.) High School, defensive line coach
1994-98	John Curtis (Metairie, La.) High School, men's track and weight lifting coach
1998-2000	University of Miami, graduate assistant
2001	Cleveland Browns, defensive assistant

**TODD
BOWLES**

Defensive Nickel Package

Year with Browns: 1st

Year in NFL: 2nd



Todd Bowles is in his first season on Butch Davis' staff, serving as the defensive nickel package coach. Bowles joins the Browns after one season as defensive backs coach for the New York Jets.

Bowles played eight seasons in the NFL as a defensive back for the Washington Redskins (1986-90, 1991-93) and San Francisco 49ers (1990). He played on three Super Bowl championship teams (Washington in Super Bowls XXII and XXVI and San Francisco in Super Bowl XXIV). Bowles started 65 consecutive games at safety during his career and totaled 570 tackles, 15 interceptions and 4 fumble recoveries.

He worked in the Green Bay Packers personnel department from 1995-96 as a college personnel scout. Bowles began his coaching career in 1997 at Morehouse College where he was the team's defensive coordinator and secondary coach. Bowles joined Grambling State University in 1998 as defensive coordinator and defensive backs coach and served in that capacity through the 1999 season. Bowles played defensive back at Temple from 1982-85.

Bowles, who was born Nov. 18, 1963, is a native of Elizabeth, N.J. He and his wife, Jill, have one daughter, Sydri.

Coaching Background:

1995-96	Green Bay Packers, college personnel scout
1997	Morehouse College, defensive coordinator/secondary coach
1998-99	Grambling State University, defensive coordinator/defensive backs coach
2000	New York Jets, defensive backs coach
2001	Cleveland Browns, defensive nickel package

**KEITH
BUTLER**

Linebackers Coach

Year with Browns: 3rd

Year in NFL: 3rd



Keith Butler is in his third season as the Browns linebackers coach. Butler is a former NFL player, who spent the previous nine seasons before joining the Browns as a collegiate coach.

Butler's most recent coaching post prior to joining the Browns was with Arkansas State University, where he served as defensive coordinator and linebackers coach.

Butler began his coaching career in 1990 at the University of Memphis. He coached the inside linebackers for the Tigers from 1990-91 and switched to outside linebackers at Memphis from 1992-94. Memphis' defense

ORGANIZATION

Coaching Staff

Keith Butler *continued*

ranked third in total defense and second in yards per play in 1992 and third in total defense and third in yards per play in 1994. Butler coached defensive ends, outside linebackers and served as special teams coordinator from 1995-97. Under Butler, Memphis' total defense was listed 27th nationally, 45th in scoring defense and 16th in punt returns in 1997.

Selected in the second round of the 1978 NFL Draft by the Seattle Seahawks, Butler played 10 seasons with the Seahawks. He served as a defensive captain for the team and started 132 of 146 games in his career. Butler currently ranks second on the club's all-time tackles list with 813.

Butler was a three-year starter at inside linebacker for Memphis, leading the school in tackles in both his junior and senior seasons. He finished his career with 384 tackles and 7 interceptions. He was named 1977 Associated Press All-America and All-South Independent, playing in the 1977 Senior Bowl and Blue-Gray All-Star game.

Born May 16, 1956 in Anniston, Ala., Butler and his wife, Janet, have three sons – Blake (18), Brandon (16) and Brett (14).

Coaching Background:

1990-91	Memphis, inside linebackers coach
1992-94	Memphis, outside linebackers coach
1995-97	Memphis, defensive ends/outside linebackers/special teams coach
1998	Arkansas State, defensive coordinator/linebackers coach
1999-2001	Cleveland Browns, linebackers coach



PETE GARCIA

Assistant Coach/ Football Development

Year with Browns: 1st

Year in NFL: 2nd

Pete Garcia is in his first season with the Browns, serving as assistant coach-football development. Garcia spent the previous five seasons prior to his arrival in Cleveland as the director of football operations under Butch Davis at the University of Miami.

Garcia's responsibilities at Miami included directing the university's football camps and coordinating the school's football coaches' clinics. Garcia worked in a variety of capacities with the Miami football program since 1990, including a previous stint as director of football operations in 1994. Garcia served as an assistant coach for the Hurricanes in 1995. He spent the 1992 and 1993 seasons as recruiting coordinator after being promoted from assistant recruiting coordinator during the 1990 and '91 seasons.

He oversaw the entire recruiting process and was instrumental in recruiting Hurricane standouts Daniel "Bubba" Franks, Kenny Holmes, Edgerrin James, Kenard Lang, Ray Lewis, Earl Little, Dan Morgan, Santana Moss, Warren Sapp and Duane Starks.

Garcia joined the University of Miami football program after working in the personnel department for two years (1989-90) with the Miami Dolphins.

Born Sept. 18, 1961 in Havana, Cuba, Garcia and his wife, Edylin, have one daughter, Kristie.

Coaching Background:

1989	Miami Dolphins, personnel department
1990-91	University of Miami, assistant recruiting coordinator
1992-93	University of Miami, recruiting coordinator
1994	University of Miami, director of football operations
1995	University of Miami, assistant coach
1996-2000	University of Miami, director of football operations/academic advisor
2001	Cleveland Browns, assistant coach/football development

**STEVE HAGEN****Tight Ends Coach****Year with Browns:** 1st**Year in NFL:** 1st

Tight Ends Coach Steve Hagen is in his first season with the Browns after working as a full-time assistant at the collegiate level the past 14 years.

Most recently, Hagen spent two seasons (1999-2000) as the offensive coordinator at California after serving as offensive coordinator, quarterbacks coach and recruiting coordinator at San Jose State in 1997 and '98.

Hagen spent one season as head coach at Wartburg (Iowa) College where he led the school to a 7-3 record and the team ranked eighth in Division III in total offense.

Hagen coached quarterbacks at UNLV (1994-95), Nevada (1992-93) and Kent State (1991). He assisted Nevada in leading the nation in total offense (569.1 ypg) and passing offense (397.5 ypg) in 1992, while helping UNLV break 20 offensive records during his two seasons.

Hagen coached on Lou Holtz's Notre Dame staff as a graduate assistant and receivers coach during the 1989 and 1990 seasons. He worked as Raghib "Rocket" Ismail's position coach and helped develop the 1990 Heisman Trophy runner-up.

His first full-time assignment came at Northern Arizona where he coached the receivers and tight ends in 1987 and 1988. He began his coaching career with graduate assistant stints at Illinois and Kansas.

Hagen was a four-year letterman at Cal Lutheran from 1979-82 where he earned NAIA All-America honors as a senior.

Born Sept. 15, 1961, Hagen and his wife, Amy, have three children.

Coaching Background:

1987-88	Northern Arizona, receivers and tight ends coach
1989-90	Notre Dame, graduate assistant/receivers coach
1991	Kent State, quarterbacks coach
1992-93	Nevada, offensive coordinator and quarterbacks coach
1994-95	UNLV, offensive coordinator and quarterbacks coach
1996	Wartburg (Iowa) College, head coach
1997-98	San Jose State, offensive coordinator/quarterbacks coach/recruiting coordinator
1999-2000	California, offensive coordinator
2001	Cleveland Browns, tight ends coach

ORGANIZATION

Coaching Staff



RAY HAMILTON

Defensive Line Coach

Year with Browns: 1st

Year in NFL: 15th

Defensive Line Coach Ray Hamilton joins the Browns after coaching the defensive line for the New York Jets in 2000.

Hamilton spent three seasons as New England Patriots defensive line coach (1997-99) prior to joining the Jets in 2000. His 1998 defensive line tallied 25 of the team's 36 sacks, the seventh best total in the NFL. New England's 1997 defense registered 45 sacks, ranking eighth in the NFL.

Hamilton served a prior stint as defensive line coach with the Jets (1995-96) where he was instrumental in the development of defensive end Hugh Douglas, who was named the 1995 NFL Defensive Rookie-of-the-Year. Hamilton spent the 1993 and '94 seasons as defensive line coach for the Los Angeles Raiders, where he helped develop Chester McGlockton and the front line of a defense which combined for 83 sacks in his two seasons with the Raiders.

Hamilton spent the 1992 season as defensive line coach at the University of Tennessee, following stints as defensive line coach with the Tampa Bay Buccaneers (1991) and head coach of the Bay State Titans (1990), a semi-pro team that featured DT Eric Swann.

He began his coaching career in 1985, spending five seasons as an assistant defensive line coach with the New England Patriots under the direction of Raymond Berry. He helped the Patriots to their first AFC Championship title and a Super Bowl XX appearance in his first season in New England.

Hamilton was a 14th round draft choice by the New England Patriots and was a fixture on the Patriots defensive line from 1973-81. He established a New England rookie record with seven sacks while starting every game as a rookie. Hamilton went on to start a team-record 110 consecutive games and currently ranks fourth on the Patriots all-time sack list with 54.

Born Jan. 20, 1951 in Omaha, Neb., Hamilton excelled as both a student and an athlete at the University of Oklahoma, making the Dean's list and graduating with a bachelor's degree in business. Hamilton received a master's degree in public administration in 1977 from Suffolk University in Boston while playing for the Patriots. He has two sons: Kadar and Damon. Kadar graduated from Stanford on a football scholarship, attended two NFL training camps (St. Louis Rams and New England Patriots) and played in NFL Europe where he played in the championship game in 1999 for the Barcelona Dragons. Damon graduated this past spring from the Wharton School of Business at the University of Pennsylvania.

Coaching Background:


1985-89	New England Patriots, assistant defensive line coach
1990	Bay State Titans (semi-pro), head coach
1991	Tampa Bay Buccaneers, defensive line coach
1992	University of Tennessee, defensive line coach
1993-94	Los Angeles Raiders, defensive line coach
1995-96	New York Jets, defensive line coach
1997-99	New England Patriots, defensive line coach
2000	New York Jets, defensive line coach
2001	Cleveland Browns, defensive line coach

**TIM
JORGENSEN**

**Head Strength and
Conditioning Coach**

Year with Browns: 3rd

Year in NFL: 18th



Head Strength and Conditioning Coach Tim Jorgensen is in his third season with the Browns after working the previous 12 seasons with the Atlanta Falcons, including the 1998 campaign when the Falcons won the NFC Championship and a berth in Super Bowl XXXIII. Jorgensen's mark with the Browns can be detected in the noticeable improvement in conditioning and body mass displayed by the young squad.

With the Falcons, Jorgensen was instrumental in the development of the team's conditioning program. A leader in his field and a respected speaker, Jorgensen has taught clinics and seminars about strength and conditioning throughout the Southeast.

Before joining the Falcons, Jorgensen spent three seasons (1984-86) as the first strength and conditioning coach of the Philadelphia Eagles. Previously, he was strength coach at Louisiana State University for four seasons, where he organized weight training programs for all of the school's athletic teams as well as fulfilling the role as the director of the Louisiana Chapter of the National Strength Coaches Association.

He was a graduate assistant at the University of Alabama and served as an assistant at his alma mater, Southwest Missouri State University. Jorgensen remains an active participant in many national associations. He received an award from the Professional Strength and Conditioning Coaches Association in 1999 as recognition for his contributions to the field of strength and conditioning. He is a graduate of Southwest Missouri State, where he played football and participated in track.

Jorgensen was born April 21, 1955 in St. Louis, Mo. He and his wife, Cindy, have three children – Jaclyn, Jessica and Jake.

Coaching Background:

1978	Southwest Missouri State, graduate assistant strength coach
1979	Alabama, graduate assistant strength coach
1980-1984	Louisiana State, strength coach
1984-1986	Philadelphia Eagles, strength and conditioning coach
1987-1998	Atlanta Falcons, strength and conditioning coach
1999-2001	Cleveland Browns, head strength and conditioning coach



ORGANIZATION

Coaching Staff



TODD MCNAIR

Running Backs Coach

Year with Browns: 1st

Year in NFL: 1st

Todd McNair is in his first season as the Browns' running backs coach.

McNair played eight seasons in the NFL as a running back and special teams standout after beginning his career as an eighth-round draft pick of the Kansas City Chiefs in 1989. After five seasons with the Chiefs, McNair played two seasons with the Houston Oilers (1994-95) before returning to Kansas City in 1996, where he retired as the 10th leading receiver in Chiefs' history. During his career, he saw action in 121 games and rushed for 803 yards (5.5 average per carry) and three touchdowns. Additionally, McNair caught 252 passes for seven touchdowns while averaging 18.6 yards per kickoff return on special teams.

A two-time honorable mention All-America running back at Temple, McNair finished his collegiate career ranked third on the school's all-time rushing list with 2,383 yards (529 rushes and 16 TDs).

McNair was born Aug. 16, 1965 in Camden, N.J., where he developed his football skills with four other future NFL players: John Taylor (San Francisco 49ers), Keith Taylor (Indianapolis Colts), Billy Griggs (New York Jets) and David Griggs (San Diego Chargers). McNair and his wife, Lynnette, have two daughters: Logan, 8, and Daryn, 2.

Coaching Background:

2001 Cleveland Browns, running backs



CHUCK PAGANO

Defensive Backs Coach

Year with Browns: 1st

Year in NFL: 1st

Chuck Pagano joined Butch Davis' staff as defensive backs coach following 17 years as a collegiate coach.

Pagano spent the previous six years with Davis at the University of Miami where he was secondary coach and coordinator of special teams. During the 2000 season, his defensive secondary was tabbed the nation's best by the *Football News*. The Hurricanes ranked fifth in the nation in scoring defense (15.5 points per game), eighth in passing defense (220.6 yards per game) and capped their season by defeating Florida, 37-20, in the 2001 Nokia Sugar Bowl.

In the 1999 season, the Hurricanes secondary did not allow a passing touchdown over the last 27 quarters as Miami finished with a record of 9-4, including 6-1 in the Big East and capped the season with a 28-13 win over Georgia Tech in the Gator Bowl.

During his six years at Miami, Pagano coached several Hurricanes who have made a name for themselves in the NFL including: Duane Starks, Baltimore; Tremain Mack, Cincinnati; Carlos Jones, Seattle; Earl Little, Cleveland; and Marcus Wimberly, Atlanta. In 1997, his Miami defensive secondary led the Big East in pass defense.

Pagano directed a very successful Hurricanes special teams unit. Over a five year period (1995-99), Pagano's squad blocked 39 kicks in 59 games, including a Hurricanes single-season record 12 blocks in 1996, which shattered the previous high of six set in 1970. In the 10 years prior to the 1995 season, Miami totaled 23 blocked kicks.

He began his coaching career in 1984-85 as a graduate assistant at Southern California before heading to Miami in 1986 as a graduate assistant. He was the outside linebackers coach at Boise State for two years (1987-88) before landing at East Carolina University as the Pirates' defensive backs coach in 1989.

He joined the UNLV staff in 1990 as defensive backs coach before being promoted to the defensive coordinator in 1991. In his second stint at East Carolina, Pagano spent three seasons (1992-94) as defensive backs/outside linebackers coach.

Born Oct. 2, 1960 in Boulder, Colo., Pagano received a bachelor's degree in Marketing from the University of Wyoming in 1984. He was a four-year letter winner at Wyoming where he started two seasons at strong safety.

Pagano and his wife, Tina, have three children: Tara, 19, Taylor, 11, and Tori, 7.

Coaching Background:

1984-85	University of Southern California, graduate assistant
1986	University of Miami, graduate assistant
1987-88	Boise State, outside linebackers coach
1989	East Carolina University, defensive backs coach
1990	UNLV, defensive backs coach
1991	UNLV, defensive coordinator
1992-94	East Carolina University, defensive backs/outside linebackers coach
1995-2000	University of Miami, secondary coach/coordinator of special teams
2001	Cleveland Browns, defensive backs

**ROB
PHILLIPS**

**Assistant Strength
and Conditioning Coach**

Year with Browns: 1st

Year in NFL: 1st



Assistant Strength and Conditioning Coach Rob Phillips is in his first season with the Browns.

Phillips joins the Browns from the University of Miami, where he was head strength and nutrition coach in 2000 after working as assistant strength and conditioning coach in 1999.

Phillips spent two years (1997-99) as strength and conditioning coordinator at Western Carolina University before joining the Hurricanes staff. He also served a four-year stint (1994-97) as graduate assistant strength and conditioning coach at the University of Tennessee.

Born Dec. 3, 1971, Phillips is a native of Fort Wayne, Ind. He graduated from Tennessee in 1994 with a bachelor's degree in fitness management and earned his master's degree from Tennessee in human performance in 1997.

Coaching Background:

1994-97	Tennessee, graduate assistant-strength and conditioning
1997-99	Western Carolina, strength and conditioning coordinator
1999	University of Miami, assistant strength and conditioning coach
2000	University of Miami, co-head strength and conditioning coach/nutrition coach
2001	Cleveland Browns, assistant strength and conditioning coach



TERRY ROBISKIE

Wide Receivers Coach

Year with Browns: 1st

Year in NFL: 20th

Terry Robiskie, the wide receivers coach for the Browns, brings 19 years of NFL coaching experience to the job.

Robiskie spent the last seven years with the Washington Redskins and concluded the 2000 season as the Redskins' head coach for the final three games of the regular season following the departure of Norv Turner. Robiskie's record as head coach was 1-2, including a 20-3 win over Arizona on Dec. 24.

Robiskie began the 2000 season as passing game coordinator in Washington and helped the Redskins rank fifth in the NFC in total offense (337.3 yards per game) and passing (228.0 yards per game). He helped running back Stephen Davis total 1,318 yards and 11 touchdowns on 332 attempts, including five 100-yard outings.

He entered the coaching profession with the Los Angeles Raiders in 1982 as the running backs coach where he coached Marcus Allen to two Pro Bowls and 1,000-yard seasons. Robiskie assumed special teams duties in 1985 and tutored the Raiders tight ends in 1988 before being named offensive coordinator in 1989. His 12 years with the Raiders included seven playoff stints, four division titles, and a victory over the Redskins in Super Bowl XVIII.

Originally an eighth round selection by Oakland in the 1977 draft, Robiskie was a four-year letter winner and the 1976 SEC MVP as a senior. Robiskie spent five years in the NFL as a running back with the Raiders (1977-79) and the Miami Dolphins (1980-81), playing for legendary coaches, John Madden, Don Shula and Tom Flores.

Born Nov. 12, 1954, in New Orleans, Robiskie and his wife, Cynthia, have three sons: Brian, Andrew and Kyle.

Coaching Background:

1982-84	Los Angeles Raiders, running backs coach
1985-87	Los Angeles Raiders, special teams coach
1988	Los Angeles Raiders, tight ends coach
1989-93	Los Angeles Raiders, offensive coordinator
1994-2000	Washington Redskins, assistant coach/head coach (three games in 2000)
2001	Cleveland Browns, wide receivers coach

CARL SMITH

Quarterbacks Coach

Year with Browns: 1st

Year in NFL: 15th



Carl Smith, who is in his first season as quarterbacks coach on Butch Davis' staff, brings 15 years of experience as an NFL coach to the Browns.

Smith joins the Browns after spending three seasons as an assistant coach for the New England Patriots from 1997-99 where he was assistant head coach/quarterbacks coach (1997) and tight ends coach (1998-99).

Patriots quarterback Drew Bledsoe established career highs in touchdowns (28), touchdown percentage (5.4%), completion percentage (60.2%), average gain per attempt (7.1 yard avg.), quarterback rating (87.7) and a career-low 15 interceptions while garnering a Pro Bowl selection under Smith in 1997.

Smith served as offensive coordinator for the New Orleans Saints from 1986-96 prior to his stint in New England. His offenses in New Orleans annually ranked among the league leaders. The Saints ranked second in the league in scoring (26.4 points per game) in 1987, led the league in third-down conversions in 1988 and time of possession in both 1989 and '91. New Orleans' offense allowed just 168 sacks (24.0 per season) from 1990-96, fewest in the NFL during that span. The Saints finished among the top 10 in the NFL in passing offense during the 1994 and '95 seasons.

Smith joined the professional ranks as an assistant coach under Jim Mora for the Philadelphia/Baltimore Stars of the United States Football League. He coached special teams in 1983 before moving on to quarterbacks and receivers in 1984-85, the two seasons in which the Stars captured USFL titles.

He served as offensive coordinator at the collegiate level for six seasons, including stints at North Carolina State (1982), Lamar University (1979-81) and Southwestern Louisiana (1977-78). He also coached defensive backs (1975-76) and the defensive line (1974) for the Ragin' Cajuns.

Smith spent two seasons at the University of Colorado where he coached linebackers (1973) and served as a graduate assistant (1972). He started his coaching career as a graduate assistant at Cal Poly-San Luis Obispo.

Smith lettered in football as a defensive back at Cal Poly-San Luis Obispo from 1969-70 after transferring from Bakersfield College, where he played quarterback from 1966-67.

Born April 26, 1948, in Wasco, Calif., Smith and his wife, Dianne, have three sons: Tracy, Tyler and Nicholas.

Coaching Background:

1971	Cal Poly-San Luis Obispo, graduate assistant
1972	Colorado, graduate assistant
1973	Colorado, linebackers coach
1974	Southwestern Louisiana, defensive line coach
1975-76	Southwestern Louisiana, defensive backs coach
1977-78	Southwestern Louisiana, offensive coordinator
1979-80	Lamar, offensive coordinator
1981	Lamar, offensive coordinator/offensive line coach
1982	North Carolina State, offensive coordinator
1983	Philadelphia Stars (USFL), special teams coach
1984-85	Philadelphia/Baltimore Stars (USFL), quarterbacks/wide receivers coach
1986-96	New Orleans Saints, offensive coordinator/quarterbacks coach
1997	New England Patriots, assistant head coach/quarterbacks coach
1998-99	New England Patriots, tight ends coach
2001	Cleveland Browns, quarterbacks coach

ORGANIZATION

Coaching Staff



LARRY ZIERLEIN

Offensive Line Coach

Year with Browns: 1st

Year in NFL: 1st

Larry Zierlein, who has more than 30 years of coaching experience, is in his first season as the Browns offensive line coach.

Zierlein spent the last four seasons as offensive line coach for the University of Cincinnati. During the 2000 season, Zierlein also served as the Bearcats' running game coordinator.

Zierlein's offensive line helped Cincinnati set a Conference USA rushing record with 215.5 yards per game in 1997. From that line, tackle Jason Fabini was a fourth-round draft choice of the New York Jets. His 1999 line led the nation by allowing a school-record 8 sacks despite having four first-year starters. During his tenure at Cincinnati, the Bearcats earned bowl berths in the 1997 Humanitarian Bowl and the 2000 Motor City Bowl.

Prior to his tenure at Cincinnati, Zierlein spent two seasons as offensive line coach at Tulane (1995-96) and Louisiana State (1993-94). He also served as offensive line coach at the University of Houston (1978-86) and during an earlier stint at Tulane (1988-90).

Zierlein gained experience at the professional level as co-offensive coordinator and offensive line coach for the New York/New Jersey Knights of the WLAF in 1991-92 and as an assistant coach for Washington of the Arena Football League in 1987.

In addition to coaching, Zierlein also served as a corporal in the United States Marine Corps for two years (1966-68), including a one-year tour of duty in Vietnam (1967).

A 1971 graduate of Fort Hays (Kan.) State College, Zierlein began his coaching career at Fort Hays State as linebackers coach in 1970. After two years at Fort Hays State, he coached high school for six years at Abernathy and Lamar Consolidated high schools in Texas (1972-77).

A native of Lenora, Kan., Zierlein and his wife, Marcia, have three children, sons Lance and Mike, and daughter Nicci, and grandchildren Chelsea and Drake.

Coaching Background:

1970-71	Fort Hays (Kan.) State, graduate assistant/linebackers coach
1972-77	Abernathy and Lamar (Texas) H.S., assistant coach
1978-86	Houston, offensive line coach
1987	Washington (Arena Football League), assistant coach
1988-90	Tulane, offensive line coach
1991-92	New York/New Jersey Knights (WLAF), offensive coordinator/line coach
1993-94	Louisiana State, offensive line coach
1995-96	Tulane, offensive line coach
1997-2000	Cincinnati, offensive line coach/running game coordinator
2001	Cleveland Browns, offensive line coach

**JOE
COLLINS****Executive Director,
Player Personnel**

Joe Collins manages and oversees the Browns' personnel departments, including the evaluation of professional and college personnel.

He joined the Browns in March 1999 after working from 1995-99 with the San Francisco 49ers as Coordinator of Pro Personnel. Collins has 29 years of experience in coaching and scouting.

He entered the coaching profession as an assistant at Eastern Michigan in 1972, then moved to Xavier University (Cincinnati, Ohio) as offensive coordinator in 1973 before assuming offensive coordinator duties at Central State (Ohio) from 1974-76 and at North Carolina A&T in 1977. Collins began his scouting career with Blesto in 1978 and joined the New York Jets in 1979 where he worked 16 years as a talent scout before joining the 49ers.

Collins was a standout strong safety at South Dakota (1965-68), where he set the school record for interceptions. He graduated from South Dakota in 1969 with a degree in accounting and business management. His father, Rip, served as the visiting clubhouse man for many years with the Detroit Tigers after a career in the Marine Corps. Collins, 55, was born in Detroit, Mich., and is married to the former Sue Hisey of Celina, Ohio. They currently reside in Fairview Park, Ohio.

The Collins' four children were all born in Ohio. They have three sons – Steve, Joe, and Craig – and a daughter, Michelle, who has two children – Alec and Caroline – with husband Patrick.

**PHIL
NERI****Director,
College Personnel**

Phil Neri coordinates the Browns' college scouting efforts, including the evaluation of college players and the supervision of the college scouts. He joined the Browns in June 1998 after working with the New Orleans Saints in 1997.

Neri was originally hired by the Blesto Scouting Combine as an area scout in 1978. He joined Dick Vermeil and Carl Peterson with the Philadelphia Eagles in 1979 and worked with the Eagles until joining the Seattle Seahawks in 1984. He worked in various scouting capacities including director of college scouting with the Seattle Seahawks from 1984-96. Neri was responsible for drafting standouts such as Joey Galloway, Walter Jones, Pete Kendall, Cortez Kennedy, Michael Sinclair and Shawn Springs.

Neri, 50, was born in Santa Monica, Calif., and attended Santa Clara University from 1969-73. He taught and coached football at Notre Dame High School before serving two years as a graduate assistant at San Jose State. Neri is married to the former Julie Johnson of Kirkland, Wash. They have a son, Anthony, 10, and a daughter, Allison, 8, and reside in Strongsville, Ohio.

ORGANIZATION

Player Personnel



KEITH KIDD

Director, Pro Personnel

Keith Kidd is responsible for managing the pro personnel department, including the scouting and evaluation of NFL players and the advance scouting of Browns' opponents. He also plays a role in the acquisition of players during the NFL free-agent signing periods and the regular season, as well as assisting in the negotiation of player contracts.

Kidd joined the Browns in 1999 after working with the Arizona Cardinals from 1991-98. He joined the Cardinals as a staff administrative assistant and began serving in a professional personnel capacity in 1994 before adding advance NFL scouting to his list of responsibilities in 1997.

He entered the coaching profession as tight ends coach at Eastern Kentucky University in 1987-88 before coaching defensive backs at Arizona State University from 1989-90. His father, Roy, has posted a 299-117-8 record as the Head Coach at Eastern Kentucky University the past 37 years, making him the third-winningest coach among active Division 1 and 1-AA coaches trailing only Penn State's Joe Paterno (322) and Florida State's Bobby Bowden (315). His brother, Marc, is executive vice president with Lexington, Ky., based Host Communications and lives in Dallas, Texas.

Kidd, 37, was born in Richmond, Ky. He holds a B.S. in administration and a M.S. in sports administration from Eastern Kentucky. He and his wife, Laura, have a son, Kody, 4, and reside in Strongsville, Ohio.



LES MILLER

Senior Assistant, Football Operations

Les Miller assists Dwight Clark in all areas of football operations and player personnel, with particular involvement in player evaluations and acquisitions. He joined the Browns in 1998 after working as the director of player development with the St. Louis Rams from 1996-98.

After playing in the New York Yankees minor league system in 1955, Miller coached football, basketball and baseball at the high school level and worked in private business from 1958-67. He was an assistant coach working with quarterbacks, running backs and wide receivers at Brigham Young University from 1968-72 before working with the Miami Dolphins as a player personnel scout between 1972-75. Miller then served as director of player personnel with the Kansas City Chiefs from 1975-87, as director of college scouting with the San Diego Chargers from 1988-90 and as director of player personnel/assistant director of football operations with the World League, now NFL Europe (1990-96).

Miller, 64, was born in Bernice, Okla. He attended Oklahoma State from 1954-55 and graduated from Pittsburg (Kansas) State University in 1958. He is married to the former Joyce Holmquest of Miami, Okla., and they reside in Avon Lake, Ohio. They have four adult children (Mike, Debbie, Marty, and Matt, who is an assistant football coach at Kansas State) and two grandchildren (Casey and Leslie).

**JEREMY
GREEN****Coordinator,
Pro Personnel**

As coordinator, pro personnel, Jeremy Green is responsible for scouting 10 NFL teams. Green is involved in evaluating and compiling advance scouting reports on some of the Browns upcoming opponents. He also plays a role in the acquisition of unrestricted free agents.

Green joined the Browns staff after serving as the Southwest area scout for the San Francisco 49ers in 1998-99.

Green, whose father, Dennis, is the head coach/vp of football operations of the Minnesota Vikings, was a personnel scout with the football publication The War Room from 1995-1997. In his duties with the War Room, Green evaluated both college and NFL personnel.

Green was recruited to play basketball at Iona College in 1989. He transferred to Cal-Poly San Luis Obispo in 1991 where he was a two-year starter for the Mustangs. He graduated from Cal Poly in 1993 with a bachelor's degree in Physical Education.

Green, 30, was born in Harrisburg, Pa. He and his wife, Shari, have one daughter, Mollie, 2, and reside in Broadview Heights, Ohio.

**STEVE
SABO****Coordinator,
Pro Personnel**

As coordinator, pro personnel, Steve Sabo is responsible for scouting 10 NFL teams, and he assists with advance scouting of upcoming opponents. He also plays a role with the acquisition of unrestricted free agents.

Sabo joined the Browns after working with the New Orleans Saints from 1994-98. He worked as an administrative assistant with the Saints from 1994-96 and as a pro scout from 1996-98. Prior to joining the Saints, Sabo worked as a research assistant with NFL Films in 1993-94.

Sabo, 30, was born in Willingboro, N.J. and graduated from Kutztown University in 1993. He is married to the former Ursula Anderson of Knoxville, Tenn. They have a daughter, Anderson, and reside in Middleburg Heights, Ohio.

ORGANIZATION

College Scouts



DERRICK ALEXANDER

Pro & College Scout

Derrick Alexander is in his second year in the team's front office following his retirement from football in August 2000.

In his current position, Alexander evaluates both professional and college players, concentrating his efforts on the defensive line. He assists with the procurement of restricted and unrestricted free agents and in the preparation for the annual college draft.

Alexander played five seasons in the NFL – including the 1999 season with the Browns – before injuries forced him to retire during training camp in 2000. Alexander was selected by the Minnesota Vikings in the first round of the 1995 NFL Draft after a stellar career at Florida State. He started 67 NFL games and tallied 294 tackles (172 solos) and 20 sacks.

He spent the 2000 season as the team's coordinator of player programs, assisting the players and their families with life skills training, financial education, continuing education/degree completion and non-football internships.

Alexander was born in Jacksonville, Fla. on Nov. 13, 1973. He and his wife, Kira, have three children.



THOMAS DIMITROFF, JR.

College Area Scout - West

Thomas Dimitroff, Jr. joined the Browns in 1998 after working as an area scout for the Detroit Lions from 1994-1997. He came to Detroit from the Kansas City Chiefs where he scouted the Ohio/Pennsylvania area in 1993. Prior to his stint with Kansas City, Dimitroff worked for a year in the scouting/player personnel area with the World League. He assisted in overseeing all NFL, CFL and World League player transactions. Dimitroff previously worked with the Saskatchewan Roughriders of the CFL in 1990-91 as the Canadian scouting coordinator. He captained the University of Guelph (Canada) football team from 1987-89. Dimitroff, 35, was born in Barberton, Ohio. He is single and resides in Boulder, Colo. He is the son of the late Cleveland Browns scout, Tom Dimitroff.

**KEVIN
KELLY****College Area Scout**

Kevin Kelly joins the Cleveland Browns as a college area scout following five years (1996-2000) as head coach and offensive coordinator for St. Viator High School in Arlington Heights, Ill. Kelly previously coached at Case Western Reserve University in 1995 as defensive coordinator and defensive backs coach and John Carroll University in 1994 as a linebackers coach. He served as a college and NFL scout (Midwest) for the Ottawa Rough Riders (CFL) in 1993 and as a scout for the Prep Football Report in 1992. He began his coaching career with a three-year stint at Indiana University as a graduate assistant.

He holds a master's degree in Sports Marketing and Management and a bachelor's degree in Economics from Indiana University. Kelly was a walk-on player at Indiana University and following a stint at the 1986 All-American Bowl, he captained the Hoosiers to the 1987 Peach Bowl. Kelly also played at the University of Miami (Fla.) and was a member of the Hurricanes' 1983 National Championship Team.

Kelly and his wife, Allison, have two sons, Ryan, 6, and Payton, 1, and reside in Indianapolis, Ind.

**KEN
MOLL****College Area
Scout – Southeast**

After working as a college scout with the Jacksonville Jaguars from 1994-98, Ken Moll joined the Browns in 1998 in a similar capacity. He previously worked as a college scout with National Football Scouting in 1993-94. Moll spent 15 years as an assistant coach on the collegiate level, including nine years (1983-91) at Richmond and six years (1977-82) at Louisville. Moll received a bachelor's degree (1977) and master's degree (1979) from Louisville. Moll, 46, was born in Harrison, N.Y., and is married to the former Kimberly Collins of Brandenburg, Ky. They have two children, Joshua, 15, and Chelsea, 12, and reside in Crestwood, Ky.

**GEORGE
STREETER****College Area
Scout – Northeast**

Prior to joining the Browns in 1998, George Streeter worked for the San Francisco 49ers from 1996-97 as the pro personnel/AFC scout. He came to San Francisco after working from 1992-95 as the Green Bay Packers' midwest area scout. Streeter holds a bachelor's degree in business from Notre Dame where he was a four-year letterman and three-year starter at strong safety. He was selected by the Chicago Bears in the 11th round of the 1989 NFL Draft and saw action as a defensive back with the Bears in 1989 and the Indianapolis Colts in 1990. Streeter, 34, was born in Chicago, Ill., and is married to the former Jennifer Hurt of Phoenix, Ariz. They have a daughter, Shea, 10, and sons, Jordan, 8, and Benjamin, 6, and reside in Charlotte, N.C.

ORGANIZATION

Football Support Staff



JERRY BUTLER

**Director,
Player Development**

Jerry Butler is in his third year with the Browns and first year as the team's director, player development. Butler coached the Browns wide receivers in 1999 and 2000.

In Butler's current position, he assists the players and their families by providing a comprehensive career development program that creates a smooth transition into and out of professional football. Players are provided with assistance in life skills training, continuing education/degree completion, financial education and career internships.

One of the most productive receivers in the game during his nine-year (1979-87) NFL playing career, Butler coached wide receivers for two seasons in Cleveland after six years in the Buffalo Bills' front office as the director of player development/alumni relations. He also assisted the Bills' coaching staff, working with the receivers during training camps.

When Butler retired from the Bills following the 1987 season, he held several of the club's all-time receiving marks, including two which still stand - most receiving yards in a game (255 vs. N.Y. Jets, 9/23/79) and most touchdowns in a game (4 vs. N.Y. Jets, 9/23/79). Buffalo's first-round draft choice in 1979, Butler received numerous accolades and awards, including recognition as the AFC Offensive Rookie of the Year in 1979 and a spot in the Pro Bowl in 1981.

During his playing career, Butler also established himself as a community leader. He was the Bills' "Man-of-the-Year" in 1981 and '82 for his outstanding community service, and he was honored in 1983 by the Buffalo and Erie County YMCA with the Jackie Robinson Award.

Butler has continued his involvement in the community following his playing career. He holds the Jerry Butler Athletes in Action Football Camp at Hilbert College and currently sits on the Board for Athletes in Action in Buffalo, N.Y. Butler is also on the Board of Trustees at Park School in Hamburg, N.Y. and at Hilbert College in Amherst, N.Y.

Butler is also president of Butler Construction Company, which he started up in 1983.

Butler was an outstanding performer at Clemson where he was an All-America choice as a senior, and he was inducted into the Clemson Hall of Fame in 1986. He recently was named to the Clemson Ring of Honor - the highest honor a Clemson athlete can receive. In 1997, he was inducted into the South Carolina Hall of Fame.

A native of Ware Shoals, S.C., Butler was born on Oct. 12, 1957. He and his wife, Paula, have two children, Jerry (Jan. 12, 1987) and Chrissy (Dec. 28, 1988). The family presently resides in Shaker Heights, Ohio.

**MIKE
COLELLO****Head Athletic Trainer**

Mike Colello is in his fourth year as the head athletic trainer with the Browns, coordinating the medical care for the organization and players. He previously worked as an assistant athletic trainer with the New York Giants from 1994-98. He holds a B.S. in education from UNLV (1983) and a M.S. in physical education from Syracuse University (1985).

Colello is a certified member of the National Athletic Trainers Association and a licensed athletic trainer in the state of Ohio. He worked as an athletic trainer with Lynchburg in the Class A Carolina League in the New York Mets organization from 1982-84. He also worked as head athletic trainer at Diablo Valley Junior College (1985-86) and as assistant athletic trainer at the University of Southern California (1987-92) and UCLA (1993-94) before joining the Giants.

Colello was born in Middletown, N.Y. He is married to the former Jean McMahon of Farmingville, N.Y. They have a son, Michael James, 8, and a daughter, Julia Ann, 2, and reside in Strongsville, Ohio.

**PATRICK
DOLAN****Video Director**

Patrick Dolan is in his fourth year with the Browns after working as assistant video director with the Pittsburgh Steelers from 1988-98. He holds a B.S. degree in business administration/accounting from the University of Pittsburgh (1987) and worked as a graduate assistant in 1987-88. Dolan, 36, was born in Sharon, Pa., and is married to the former Tammy Lockhart of Port Vue, Pa. They have two daughters, Jenna, 7, and Julia, 4, and reside in Medina, Ohio.

**ROBERT A.
MONICA****Head Equipment
Manager**

In his fourth year with the Browns, Equipment Manager Bobby Monica joined the club in 1998 after previously serving as equipment manager of the Jacksonville Jaguars from 1994-98. He also worked from 1980-93 with the Miami Dolphins. He holds a B.A. in Sports Administration from St. Thomas University. Monica, 44, was born in Madison, N.J. He is married to the former Donna Beets of Miami, Fla. They have a son, Gino Anthony, 9, and a daughter, Victoria Marie, 5, and reside in Strongsville, Ohio.

ORGANIZATION

Football Support Staff



TODD STEWART

**Executive Director,
Publicity/Media Relations**

As executive director, publicity/media relations, Todd Stewart oversees the department responsible for serving as the liaison between the team and the general public through its work with the local and national media.

Stewart joined the Browns in March 1999 after working the previous nine years (1990-99) as assistant director of public relations with the Indianapolis Colts. He is on the Board of Directors for the Cleveland Touchdown Club and also serves on the NFL's Media Services Committee.

Stewart assisted the NFL as the AFC public relations representative at the 2000 Pro Bowl in Hawaii, and he also served on the NFL public relations staff at Super Bowl XXVII and at three consecutive AFC Championship Games (1997-99). He was a member of the Colts public relations staff awarded the 1996 Pete Rozelle Award, an annual honor bestowed to the NFL's top PR staff as voted by the Pro Football Writers of America.

He obtained a B.S. in communications from Miami (Ohio) University in 1988 and worked as a graduate assistant in the sports information department at the University of Tennessee from 1988-90 while also pursuing a master's degree in communications.

Stewart, 35, is a native of Cincinnati, Ohio. He and his wife, Rebecca, reside in Brunswick Hills, Ohio, with their son, Blake, 1.





Dan Arthur
Director, New Media



Richard Bedell
Controller



Meredith Camp
Director, Events and
Special Projects



Mitch Doremus
Director, Scoreboard
Operations



Diane Downing
Director, Stadium
Operations




Gordon Foust
Director, Information
Technology



Michael Jennings
Director, Ticket Operations



Hillary Johnson
Director, Community
Relations



Ken Louard
Director, Business
Operations



Carl Meyer
Director, Security
Operations




Brett Reynolds
Director, Marketing & Sales



Joe Ricciuti
Director, Premium Seating



Jackie Skalba
Director, Human Resources



Judge George White
Director, The Cleveland
Browns Foundation

ORGANIZATION

Front Office Staff



Michael Akers
Equipment Assistant



Todd Argust
Manager, Stadium
Operations



Bram Arrington
Database Administrator



Davita Bailey
Receptionist to Stadium
Executive Offices



Ross Benjamin
Manager, Stadium Security



John A. Bergfeld, M.D.
Team Physician, Cleveland
Clinic Sports Health



Melvin Blake
Coordinator, Customer
Relations



Audra Bolender
Coordinator, Customer
Relations



Sam Brown
Security Officer



Eric Buckman
Assistant Athletic Trainer



Jacqueline Burke
College Scouting
Administrator



Cheryl Cannon
Administrative Assistant to
the Coaching Staff



Monica Cianchetti
Executive Assistant to the
Vice President, Assistant
Director of Football
Operations & General
Counsel



Joe Cockburn
Security Officer



Anthony Dick
Assistant Groundskeeper



Linda Dienes
Receptionist to Berea
Training Facility

ORGANIZATION
Front Office Staff



Robert Dimeff, M.D.
Team Physician, Cleveland
Clinic Sports Health



Faye Donovan
Executive Assistant to
President & Chief
Executive Officer



Carla Farison
Executive Assistant to the
Executive Vice President,
Director of Football
Operations



Jason Farrell
Security Officer



Mitch Fink
Senior Manager, Sales



Amy Gretzinger
Manager, New Media



Amy Gulch
Administrative Assistant to
Stadium Operations



Dan Habinek
Coordinator, Customer
Relations



Stella Harhay
Executive Assistant to the
Executive Director of Player
Personnel



Greg Hipp
Manager, Berea Facilities



Ross Hollebon
Video Assistant



Jason Holt
Assistant Groundskeeper



Jamir Howerton
Coordinator, Player
Relations



Linwood Jones
Database Analyst



Gregory Kehr
Manager, Marketing
Communications



Monée Kidd
Manager, The Cleveland
Browns Foundation

ORGANIZATION

Front Office Staff



Chris Kurman
Assistant Equipment
Manager



Marty Lauzon
Assistant Athletic Trainer



Dino Lucarelli
Manager, Alumni Relations



Trip MacCracken
Salary Cap Coordinator



Bob Markowitz
Coordinator, Operations



Ken Mather
Manager, Publicity/Media
Relations



Kathy Mathis
Security Specialist



Marcia Maus
Executive Assistant to the
Head Coach



Carol Meier
Receptionist to Berea
Training Facility



Karen Meier
Coordinator, Customer
Relations



Jason Miller
Security Officer



Jolene Miller
Coordinator, Accounts
Payable



Michael Mirwald
Manager, Stadium Facilities



Angel "Moe" Morales
Manager, Team Security



Erica Muhleman
Manager, Marketing
Services



Michelle Musarra
Executive Assistant to the
Executive Vice President,
Finance

ORGANIZATION

Front Office Staff



Lorne Novick
Finance & Legal Associate



Rick Orrico
Manager, Stadium
Operations



Amy Palcic
Coordinator,
Publicity/Media Relations



Geri Pastor
Administrative Assistant to
Alumni Relations



Neal Pate
Assistant Head
Groundskeeper



Jeff Patton
Network Administrator



Mike Patton
Senior Manager, Ticket
Operations



Eric Penix
Coordinator, Multimedia



Chris Powell
Head Groundskeeper



Erika Ralph
Executive Assistant to the
Executive Vice President,
Business Operations &
Chief Administrative Officer



Julie Ann Reeder
Manager, Events



John Reid
Team Photographer



Joe N. Ricciuti
Assistant Groundskeeper



Laurie Rice
Assistant Controller



Brendan Rowe
Manager, Operations



Ken Rundle
Manager, Berea Security

ORGANIZATION

Front Office Staff



Jeanne Sgro
Manager, Ticketing




Catherine Slezak
Executive Assistant to Vice
President, Operations




Molly Smith
Coordinator, Browns
Backers



Kelly Solomon
Coordinator, Suite Services




Scott Springer
Assistant Groundskeeper



Matt Srodek
Coordinator, Utilities



Terry Steirer
Payroll Administrator



Mike Sullivan
Research Assistant for
Football Development



Mark Thewes
Coordinator, Marketing
Services



Krystal Thomas
Coordinator, Premium
Seating



John Tironi
Manager, Ticket Operations



Jennifer Torrez
Senior Manager, Marketing
Services



Mary Beth Urban
Coordinator, Events and
Special Projects



Joe VanDetta
Video Assistant




Zak Vranesevic
Coordinator, Mailroom



Jeff Wallo
Assistant Video Director

ORGANIZATION
Front Office Staff



John Watt
Assistant Groundskeeper



Krystal Welch
Manager, New Media



Jenner Wise
Coordinator, Community
Relations



Andrea Wymer
Executive Assistant,
Marketing

CLEVELAND
BROWNS
■ COM

ORGANIZATION

The Cleveland Browns Foundation



Judge George White
Director, The Cleveland
Browns Foundation

The Cleveland Browns Foundation was formed as the philanthropic arm of the Cleveland Browns in December 1998. Founded by Browns Chairman Alfred Lerner, The Cleveland Browns Foundation supports the local community by funding programs that improve the lives of those who are at risk, especially children, in Northeast Ohio communities. The Foundation conducts numerous fundraisers throughout the year, and the funds raised are distributed annually through a grant process and other programs that provide financial assistance to non-profit organizations working with young people. In 2000, over forty organizations of all sizes received money through the Foundation's Grant Application Process. Through grants, the Foundation was able to support groups of all sizes - from large institutions such as The Health Museum, and the Great Lakes Science Center, and smaller, community based groups such as Duffy Liturgical Dance Ensemble and Santa's Hide-A-Way Hollow.

Dream Seats

The Cleveland Browns Foundation's Dream Seats program provides an opportunity for economically and socially disadvantaged children between the ages of 9 and 16 to see a Browns game, by encouraging them to set goals and follow them through to completion. Last year, some of the students who participated in Dream Seats earned their seats by building a playground in honor of a friend, teaching other classmates about the importance of organ donation, and entertaining terminally ill children with Santa. To be eligible for a Dream Seat, students must also sign a pledge card, promising not to smoke, drink or use illegal drugs. In order for students to be successful in life, the Foundation knows that they must remain drug, tobacco and alcohol free.

Creating Executive Opportunities

In 2001, the Foundation created the Creating Executive Opportunities program. This exciting new initiative brings high school seniors from the Cleveland Municipal School District and the Cleveland Catholic Schools together with top executives in the Greater Cleveland area, who will help prepare them for a career in business. C.E.O. participants have an opportunity to personally meet the men and women who lead local businesses, and hear about their climb up the corporate ladder. Students will also have a chance to ask questions and get valuable, first hand advice. By visiting businesses in a variety of different industries, students will be able to make informed career choices when they enter college the following year.



Executive Vice President, Director of Football Operations Dwight Clark along with other team executives, players and coaches participated in the Foundation's Golf Outing, which was sponsored by Arthur Andersen.

Community Programs and Events

The Cleveland Browns are committed to becoming the heart and soul of the Northern Ohio community. The organization embraces charities, charitable causes and non-profit organizations concentrating in one of the following areas: education, youth and health.

The team's players, coaches, executives and staff members donate a significant amount of time and funding to support charities, charitable causes, non-profit organizations, schools, hospitals and civic groups through financial contributions, charitable and paid appearances, in-kind donations, community event sponsorships, employee volunteer programs and special programming.

The Browns are focused on bringing a championship to Cleveland in addition to striving to give back to the Northern Ohio community and the best fans in the NFL.

Adopt-A-Family for the Holiday

Initiated in 1999 by Dave and Virginia Wohlabaugh, Cleveland Browns players and their families adopt Cleveland families during the holidays. The Wohlabaugh's and several other players put on their Santa caps and make dreams come true for families within the Cuyahoga County Department of Children and Family Services.

Browns Rush for Reading

The Cleveland Browns, The Plain Dealer and OfficeMax offer elementary schools the opportunity to participate in the Browns Rush for Reading program. The program kicks off in the fall and lasts five weeks.

Students must read a designated number of books to successfully complete the program. Students who successfully complete the program will earn their class a tour of Cleveland Browns Stadium and The Plain Dealer Building as well as a pizza party and several other surprises.

The student who individually reads the most books in their respective grade wins a pair of tickets and transportation to a Cleveland Browns home game. Each student who participates, regardless of whether her or his class wins the challenge, receives tradable Browns' bookmarks and a certificate recognizing their reading achievement.

Celebrity Waiter

The Make-A-Wish "Celebrity Waiter" event is a unique fund-raising evening featuring Cleveland area celebrities. Each celebrity, including several current Browns players are assigned a table of guests to wait on throughout the night. Celebrities are encouraged to show off their personalities and entertain their guest for tips. All proceeds, including tips, made wishes come true for children with life threatening illnesses.

Cleveland Browns Community Quarterback Award

The Cleveland Browns Community Quarterback Award recognizes community volunteers who demonstrate leadership, dedication and a commitment to bettering their communities. Community volunteers are selected by nonprofit charitable organizations throughout Northern Ohio.

A committee comprised of local and community leaders select ten finalists. Each finalist is invited to attend an honorary reception at Cleveland Browns Stadium and receive a \$1,000 contribution to her or his nominating organization.

During a Cleveland Browns home game, each finalist is invited to participate in a pre-game ceremony during which the Browns announce the two runner-ups and the Cleveland Browns Community Quarterback Award Winner. The two runner-ups receive a \$2,500 contribution to their organization, while the Cleveland Browns Community Quarterback receives a \$10,000 donation to their representing organization. The Cleveland Browns Community Quarterback Award winner goes on to compete against the 30 other NFL teams for the NFL Community Quarterback Award and the chance to win an additional \$25,000 for their nominating organization. The NFL Community Quarterback Award is announced the last week in December.

ORGANIZATION

Browns in the Community

Cleveland Browns House & Habitat for Humanity

The Browns partner each spring with the Habitat for Humanity of Greater Cleveland to build a Cleveland Browns House. The players trade in their football helmets and spikes for construction hats and work boots in their efforts to build houses for less fortunate families. The team's coaches, executives and staff also contribute on the project.

Cleveland Municipal Schools Special Olympics Holiday Celebration

Special Olympians enjoy a day at the team's indoor practice field. The children enjoy food, entertainment, dancing and the thrill of meeting current and former players as well as Santa Claus. The 2000 holiday celebration was made possible by the Browns, the Doug Dieken Foundation, the Cleveland Touchdown Club and many local volunteers.

Coach of The Week Program

Head Coach Butch Davis, WKYC-TV3's Jim Donovan and the NFL honor greater Cleveland area high school coaches. One area coach is recognized as the "coach of the week" for 10 weeks throughout each season.

Coach's Community Corner

Each year more than 1,000 guests participate in the Coach's Community Corner at training camp. The program targets disadvantaged youth, mentally challenged individuals, elderly and minority children. Youth from Make-A-Wish, surrounding Boys and Girls Clubs, Big Brothers & Big Sisters and Berea Children's Home are just a few of the groups which benefit from the Coach's Community Corner. Each person attending receives VIP treatment with special parking, reserved seating, t-shirts, beverages, snacks and the opportunity to meet with and receive autographs from the Browns players and coaches.

Ed Block Courage House Dedication

On Sept. 30, 2001, Providence House was officially dedicated as the Cleveland Browns Courage House. Providence House and the Cleveland Browns became the eleventh team member to join the Courage House National Support Network in the National Football League.

The Ed Block Courage House award is given to one non-profit organization that embraces and supports children in the local community faced with abuse, risk of being abused and family crisis within each of the 32 NFL cities.

Football Field Grants

The Cleveland Browns Community Football Fields Program is an annual joint program supported by the Cleveland Browns, NFL Charities and Local Initiatives Support Corporation (LISC) that provides annual grants to improve, refurbish or develop football fields. In three years, the program has provided approximately \$5 million in grant funding to help community organizations rebuild dozens of football fields in hard-pressed urban neighborhoods across the country. ParkWorks and the Boys & Girls Club of Cleveland were selected as the Cleveland Browns 2000 Community Football Field grant recipients.

Gatorade Junior Training Camp

During the three-day program over 700 children are provided the opportunity to "practice like a pro" at the team's training facility in Berea, Ohio. Activities include motivational speaking from Browns alumni, obstacle courses and offensive and defensive drills. All children attending receive Browns t-shirts, Gatorade beverages, snacks, mini footballs and sport bottles as well as the opportunity to receive autographs from the alumni participating in the program.

Giant Eagle Jr. Training Table

The Cleveland Browns Giant Eagle Jr. Training Table is a fun and exciting program created to enlighten and educate the entire student body about the benefits of nutrition, fitness and healthy lifestyles. The Browns and Giant Eagle present the Jr. Training Table program to nine Cleveland Schools each season. During each visit, players talk to students, encourage healthy eating habits and answer questions during the assembly.

To thank each school for their participation, a Cleveland Browns' helmet autographed by the players in attendance is presented to the school to display. Upon the conclusion of the program, players distribute apples to those in attendance.

Giving Tree Project

The Browns family reaches out to children in the foster care program in the Cuyahoga County Department of Children and Family Services by granting holiday wishes. Ornaments hang on a "giving tree" at the Browns headquarters and one by one, members of the Browns family pull as many as three ornaments to fulfill a child's wish. Through the generosity of the Browns family, two trucks filled with gifts were delivered to foster children throughout the Cleveland area.

Hometown Huddle

The Cleveland Browns, National Football League and United Way Services join together each fall to build a playground for youth in the Positive Education Program. Players trade in their helmets and spikes for hammers and screwdrivers as they join the team's coaches, executives and staff and local businesses to build a playground for troubled children as part of the NFL National Hometown Huddle Day. After using some muscle on the playground, players take time to sit and talk with students in the center.

Hospital Visits

Browns Buddies Program: Each month during the season Browns players visit children in University Hospital Health System's Rainbow Babies and Children's Hospital as part of the Browns Buddies Program. During each visit, players take photos with the children, participate in craft projects and present Browns memorabilia. For

a special holiday celebration in 2000, Browns players donated their time and money to make children's holiday wishes come true, shopping for and delivering wrapped gifts to children in the hospital.



Jamir Miller (front) and Wali Rainer (back) assisted building a playground in Cleveland as a part of the Hometown Huddle program.

Puppy Pound Program: The Cleveland Browns are committed to the welfare of children and have teamed up with the Cleveland Clinic Foundation Children's Hospital. To brighten a child's day during their hospital stay the Browns greet each child with a "Cleveland Browns Cheering You On" card. In addition, once a month throughout the season the Browns players personally visit each child's room. During the visit, each child has the opportunity to take a photograph with the player. The photo is placed in a keepsake frame and autographed for the child to treasure the memory of their special visit. The Browns also grant Christmas wishes to all the children at Cleveland Clinic Children's Hospital Rehabilitation Center. Early in the week, children write a Christmas list and two days later players arrive with gifts in hand.

Make-A-Wish Foundation

The Cleveland Browns make wishes come true every home game with the Make-A-Wish Foundation. Children with life threatening illnesses throughout the country are granted their biggest wish to see first hand the Browns players and coaches compete at Cleveland Browns Stadium.

ORGANIZATION

Browns in the Community

March of Dimes WalkAmerica

Through the Cleveland Browns Employee Volunteer Program, a team of Browns employees walked three miles together in April 2001 to support the March of Dimes WalkAmerica. All money raised by the Cleveland Browns staff was donated toward saving babies in Northern Ohio.

Shoes & Clothes – Cleveland Cares for Kids

The Cleveland Browns and Shamrock Moving Company demonstrate their affection for children as they offer their services to Shoes and Clothes for Kids for a day. Browns players deliver care packages of clothes, shoes, toys and surprises to local non-profit agencies to provide to needy families.

Taste of the NFL


The Browns are participants in the "Taste of the NFL", which is an annual event featuring 20 of Northeast Ohio's finest chefs who team up with past and present Cleveland Browns players and local and national celebrities to raise money for the Cleveland Foodbank and Food Rescue of Northeast Ohio.

Thanksgiving Dinner


The Cleveland Browns and Giant Eagle tackle something other than football during the holiday season – Thanksgiving dinner. Browns players and staff serve a traditional Thanksgiving dinner with all the trimmings to over 300 homeless Clevelanders. The event took place at the Harbor Light Complex, a Salvation Army program, in 2000.

Turkey Giveaway

The Browns players and staff team up with the United Black Fund to distribute turkeys to needy and deserving families to the Fairfax Place and Senior Outreach Services organizations. The players and staff are on hand for approximately three hours in the cold, in addition, they find time to spread cheer to the elderly in the nursing home.



Courtney Brown and many of his teammates sign autographs for fans following training camp practices at the team's facility in Berea, Ohio.



Corey Fuller

PLAYERS

Veterans

**RAHIM
ABDULLAH**

53

Linebacker



HEIGHT	YEAR W/BROWNS
6-5	3rd
WEIGHT	YEAR IN NFL
251	3rd
BIRTHDATE	COLLEGE
March 22, 1976	Clemson
HOW ACQUIRED	
D (2b) - '99	

Games Played/Started: 1999 (16/13); 2000 (13/4).

Career Totals: 29 games, 17 starts.

Career Transactions: Selected by the Cleveland Browns in the second round, 45th overall, in the 1999 NFL Draft.

Career Highlights: Ranked fourth on the club in 1999 with 90 tackles (68 solos)...Started his first NFL game Sept. 26, 1999 at Baltimore at leftside linebacker...Recorded a career-high 14 tackles at New Orleans on Oct. 31, 1999.

Seasonal Reviews

2000: In his second season with the Browns started three of the first four games of the season at the strongside linebacker position before a groin injury kept him on the sidelines for four of the next five regular season games...Completed the season by playing in a total of 13 regular-season games, including four starting assignments, with 17 tackles, 12 solos, and established a career-high 2 sacks for 14 yards...Also was a factor on special teams with six solo tackles...Had a season-high 4 tackles at Jacksonville on Dec. 3, including his first career sack on Jaguars QB Mark Brunell...Game 1 vs. Jacksonville (9/3): Played linebacker with 2 solo tackles...Did not start as Jacksonville opened with three wide receivers as the Browns shifted to the nickel package...Game 2 at Cincinnati (9/10): Started at strongside linebacker and recorded 3 solo tackles...Game 3 vs. Pittsburgh (9/17): Started at strongside linebacker with 3 tackles, including 2 solos...Game 4 at Oakland (9/24): Started at strongside linebacker and recorded 2 tackles, 1 solo...Left the game in the third quarter (groin strain) and did not return...Game 5 vs. Baltimore (10/1): Inactive (groin strain)...Game 6 at Arizona (10/8): Started at strongside linebacker with 2 tackles...Game 7 at Denver (10/15): Inactive (groin)...Game 8 at Pittsburgh (10/22): Inactive (groin)...Game 9 vs. Cincinnati (10/29): Saw limited action due to injury (groin)...Played on special teams with 1 tackle...Game 10 vs. N.Y. Giants (11/5): Appeared on special teams...Game 11 vs. New England (11/12): Played linebacker and also appeared on special teams...Game 12 at Tennessee (11/19): Played linebacker and also appeared on special teams...Game 13 at Baltimore (11/26): Played linebacker and also appeared on special teams with 3 solo tackles...Game 14 at Jacksonville (12/3): Played linebacker and recorded 4 tackles, including 3 solos and 1 sack...Recorded his first career sack on Jaguars QB Mark Brunell for a 9-yard loss in the second quarter...Also played on special teams with 1 tackle...Game 15 vs. Philadelphia (12/10): Played special teams with 1 tackle...Game 16 vs. Tennessee (12/17): Played linebacker with 1 solo tackle, with a sack of Titans QB Steve McNair for a 5-yard loss...Also played special teams.

1999: Appeared in all 16 regular-season games and earned the starting leftside linebacker position early in the year with 13 starts...Ranked fourth on the club with 90 tackles (68 solos, 22 assists)...Played reserve linebacker and special teams Weeks 1 and 2...Started his first NFL game Week 3 at left linebacker on Sept. 26 at Baltimore, and responded with 5 tackles and his first career interception off Ravens QB Stoney Case...Continued his fine performance Week 4 vs. New England on Oct. 3 with 11 total tackles and shadowed Patriots TE Ben Coates allowing no receptions...Recorded a career-high 14 tackles in Cleveland's 21-16 win at New Orleans on Oct. 31...Game 1 vs. Pittsburgh (9/12): Played in his first NFL game and replaced John Thierry (calf cramp) during the third quarter and recorded 2 tackles...Also played on special teams...Game 2 at Tennessee (9/19): Recorded 4 solo tackles...Game 3 at Baltimore (9/26): Started his first NFL game at the left linebacker position and responded with 5 solo tackles and 1 interception...Recorded his first career interception off Ravens QB Stoney Case at the Ravens 33-yard line on the first play of the second half...His interception early

Rahim Abdullah *continued*

in the third quarter set up a Cleveland 49-yard field goal...Game 4 vs. New England (10/3): Started at left linebacker and recorded 10 tackles, including 6 solos...Stopped Patriots running back Lamont Warren for a loss of 3 yards late in the fourth quarter...Game 5 vs. Cincinnati (10/10): Started at left linebacker and recorded 7 solo tackles...Game 6 at Jacksonville (10/17): Started at left linebacker and was second on the team with 8 tackles, including 7 solos...Also played special teams with 2 solo tackles...Game 7 at St. Louis (10/24): Started at left linebacker and recorded 4 tackles, including 2 solos...Also recorded 1 hit on Rams QB Kurt Warner...Left the game in the third quarter (hip) and did not return...Game 8 at New Orleans (10/31): Started at left linebacker and was second on the club with 14 tackles, including 9 solos...His 14 tackles were a career high...Game 9 vs. Baltimore (11/7): Started at left linebacker with 4 tackles, 1 solo...Also played special teams with 1 solo tackle...Game 10 at Pittsburgh (11/14): Started at left linebacker with 8 tackles, including 7 solos, 1 pass broken up and 1 hit on Steelers QB Kordell Stewart...Also played special teams with 2 solo tackles...Game 11 vs. Carolina (11/21): Started at left linebacker with 4 tackles, including 3 solos...Also played special teams...Game 12 vs. Tennessee (11/28): Started at left linebacker with 2 solo tackles...Also played special teams...Game 13 at San Diego (12/5): Played left linebacker and recorded 4 tackles, including 3 solos...Registered a hit on Chargers QB Jim Harbaugh...Also played special teams...Game 14 at Cincinnati (12/12): Started at left linebacker and was third on the club with 8 tackles, including 6 solos and 1 pass broken up...Also played special teams...Game 15 vs. Jacksonville (12/19): Started at left linebacker with 6 tackles, including 4 solos...Also played special teams with 1 solo tackle...Game 16 vs. Indianapolis (12/26): Started at left linebacker...Also played special teams.

College: In three year collegiate career, totaled 34 games with 26 starts, 198 tackles (114 solo), 3 fumble recoveries, 3 forced fumbles, 12 passes broken up, 16.5 sacks and 2 interceptions...One of just three players in Clemson history to record 3 return touchdowns in a career...Junior year All-Atlantic Coast Conference First-Team selection...Lined up at the "Bandit" (strongside outside linebacker) position...Fifth in the ACC with 7.5 sacks for minus 44 yards and 15 stops for losses of 61 yards...Fourth on the team with 89 tackles (49 solos)...Deflected 4 passes and had 8 quarterback pressures...Caused 2 fumbles and posted 3 hits on the special team units...Sophomore year took over the "Bandit" position, recording 73 tackles (39 solos) with 3 sacks for minus 24 yards and 4 stops for losses of 28 yards...Credited with 16 quarterback pressures and a 63-yard interception return...Deflected 5 passes and recovered 2 fumbles...Also blocked a pair of kicks...Freshman year played in 11 games, with three starts...Finished with 36 tackles (26 solos), 6 sacks for minus 41 yards, 11 stops for losses of 53 yards and 6 quarterback pressures...Deflected 3 passes and intercepted another...Redshirted as a freshman...Entered college as a 195-pound outside linebacker.

Personal: Ranked as one of the top eight defensive ends in the Dixie region by *Blue Chip Illustrated*, which also selected him to their All-America team, adding Super Prep Florida 75, *USA Today* All-USA honorable mention as a senior at Fletcher (Jacksonville, Fla.) High...Speech Communications major at Clemson...Born Rahim Fahim Abdullah (his first name means "merciful" in Arabic)...Has one child, Arahim Khaia Abdullah...Resides in Jacksonville Beach, Fla....Rahim's concern for inner-city youth sparks his community efforts ...Assisted building a home for a deserving family with the Habitat for Humanity Program, has spoke to the Fairfax Recreational and Community Center, a local community center, and has committed time to the Taste of the NFL and served as a Celebrity Waiter for the Make-A-Wish Foundation.

ABDULLAH'S SINGLE-GAME CAREER HIGHS

TACKLES: 14 at New Orleans 10/31/99

SACKS: 1 at Jacksonville 12/3/00; vs. Tennessee 12/17/00

INTERCEPTIONS: 1 at Baltimore 9/26/99

ABDULLAH'S DEFENSIVE STATISTICS

Year	TACKLES			Sacks No/Yds	Int's No/Yds	Passes Def.	Fumbles Rec./For.	Special Teams Tackles
	Total	Solo	Asst.					
1999 (Cle.)	90	68	22	0/0	1/0	1	0/0	7
2000 (Cle.)	17	12	5	2/14	0/0	0	0/0	6
Career	107	80	27	2/14	1/0	1	0/0	13

PLAYERS

Veterans

RASHIDI
BARNES
28

**HEIGHT**

5-11

WEIGHT

205

BIRTHDATE

June 26, 1978

HOW ACQUIRED

D (7c) - '00

YEAR W/BROWNS

2nd

YEAR IN NFL

2nd

COLLEGE

Colorado

Defensive Back

Games Played/Started: 2000 (14/0).

Career Totals: 14 games, 0 starts.

Career Transactions: Selected by the Cleveland Browns in the seventh round, 225th overall, in the 2000 NFL Draft.

Career Highlights: Made his NFL debut vs. Jacksonville on Sept. 3, 2000...Recorded a career-high 3 tackles vs. Cincinnati on Oct. 29, 2000.

Seasonal Reviews

2000: In his rookie season appeared in 14 games with 10 tackles, including seven solo...Opened the season mainly as a special teams contributor, however by Week 5 of the season began seeing action in the dime defensive package at safety...Recorded a career high 3 tackles vs. Cincinnati on Oct. 29...Also contributed on special teams with 8 tackles, including 5 solos...Listed as inactive for the final two regular-season games...Game 1 vs. Jacksonville (9/3): Made his NFL debut by playing on special teams with 1 tackle...Game 2 at Cincinnati (9/10): Played on special teams with 1 tackle...Game 3 vs. Pittsburgh (9/17): Played special teams with 2 tackles...Game 4 at Oakland (9/24): Played safety in the dime package and also played special teams with 1 tackle...Game 5 vs. Baltimore (10/1): Played safety in the dime package and also played special teams...Game 6 at Arizona (10/8): Played on special teams...Game 7 at Denver (10/15): Played safety in the regular and nickel defensive package with 2 tackles...Also played special teams...Game 8 at Pittsburgh (10/22): Played safety in the regular and nickel defensive package with 2 solo tackles as the defensive secondary held the Steelers to 105 net yards passing...Also played special teams...Game 9 vs. Cincinnati (10/29): Played safety in the regular and nickel defensive package with 3 tackles, including 2 solo...Also played special teams...Game 10 vs. N.Y. Giants (11/5): Played safety in the regular and nickel defensive package...Appeared on special teams with 1 tackle...Game 11 vs. New England (11/12): Played safety in the regular and nickel defensive package with 1 solo tackle...Also played special teams with 1 tackle...Game 12 at Tennessee (11/19): Played safety in the regular and nickel defensive packages with 1 tackle...Also played special teams with 1 tackle...Game 13 at Baltimore (11/26): Played safety in the regular and nickel defensive package...Also played special teams...Game 14 at Jacksonville (12/3): Played safety in the regular and nickel defensive package with 1 solo tackle...Also played special teams...Game 15 vs. Philadelphia (12/10): Inactive...Game 16 vs. Tennessee (12/17): Inactive.

College: Career totals include 193 tackles, 122 solos, and 3 interceptions...In 1999, All-Big Twelve Conference Third-Team pick by the league's coaches...Recipient of the Regiment Award, given to the Buffalo player who provided the greatest contribution with the least recognition...Started all year at free safety, finishing second on the team with a career-high 108 tackles (74 solos) with 3 sacks for minus 34 yards and 4 stops for losses of 15 yards... Had 5 third-down hits and 2 quarterback pressures...Caused and recovered 3 fumbles...Deflected 5 passes and intercepted another...In 1998, appeared in six games, starting the first four contests at free safety...Recorded 45 tackles (22 solos) with a pair of third-down stops...Recovered a fumble and deflected 3 passes...Also had an interception...Missed four games due to an injury...In 1997, reserve free safety, earning his only start at strongside outside linebacker vs. Iowa State...Recorded 12 tackles on special teams and delivered 28 tackles (17 solos) with 2 sacks for minus 15 yards on defense...Had 5 third-down stops and 2 quarterback pressures...Caused and recovered a fumble... Deflected 2 passes and intercepted another...In 1996, reserve free safety, appearing in nine games...Recorded 13 tackles on special teams and

Rashidi Barnes *continued*

posted 12 tackles (9 solos) with an assisted sack, 3 third-down stops and 3 quarterback pressures...Also recovered 1 fumble.

Personal: Active in the Cleveland community with various community events including hunger relief efforts in the Taste of the NFL, building a playground during Hometown Huddle and collecting toys at the Holiday Blitz for Kids toy drive...*Blue Chip Illustrated* All-America selection, earning First-Team All-Bay Valley Athletic League, All-Centennial, All-Contra Costa, All-Alameda County and honorable mention All-CIF accolades at Berkeley (Calif.) High...*Blue Chip* ranked him the No. 12 defensive back in the west region, while *SuperPrep* tabbed him the No. 39 player overall in the Far West (the No. 6 receiver)...One of 16 defensive backs to earn mention on the *Tacoma News-Tribune's* "Western 100"...Played mostly free safety and some outside linebacker on the area's stingiest defense, as he was in on 103 tackles, with 4 interceptions, 15 pass deflections, 7 quarterback sacks, 3 fumble recoveries and 2 blocked kicks...Had 24 receptions for 534 yards and 4 touchdowns on offense, and averaged over 8 yards per punt return...Also lettered four times in basketball (guard; averaging 12 points and 7 assists per game as a senior on a league championship team), and lettered once in track (400-meter run, with a 49.3 personal best, and relays)...Graduated with a 3.0 grade point average...Majored in environmental studies/conservation...Hopes to become a marine biologist once he finishes playing football...Received two community service recognition awards from the city of Berkeley for his work with kids...Cousin, Licious Davis, played basketball at UC-Santa Barbara and as a pro in Greece...Cousin, Ralph Banks, played free safety at California...Born Rashidi (pronounced rah-she-dee) Barnes on June 26, 1978 in Berkeley, Calif.

BARNES' SINGLE-GAME CAREER HIGHS

TACKLES: 3 vs. Cincinnati 10/29/00

BARNES' DEFENSIVE STATISTICS

Year	TACKLES			Sacks No/Yds	Int's No/Yds	Passes Def.	Fumbles Rec./For.	Special Teams Tackles
	Total	Solo	Asst.					
2000 (Cle.)	10	7	3	0/0	0/0	0	0/0	8
Career	10	7	3	0/0	0/0	0	0/0	8

HEIGHT

6-4

YEAR W/BROWNS

2nd

WEIGHT

299

YEAR IN NFL

2nd

BIRTHDATE

Feb. 12, 1977

COLLEGE

Colorado

HOW ACQUIRED

D (6b) - '00



**BRAD
BEDELL**

63

Offensive Lineman

Games Played/Started: 2000 (12/0).

Career Games: 12 games, 0 starts.

Career Transactions: Selected by the Cleveland Browns in the sixth round, 206th overall, in the 2000 NFL Draft.

Career Highlights: Made his NFL debut by playing on special teams vs. Pittsburgh on Sept. 17, 2000.

Seasonal Reviews

2000: In his rookie season appeared in 12 games mainly on special teams...Inactive the first two weeks of the season...Played on special teams and limited time on goal line unit...Saw first action with the starting

PLAYERS

Veterans

Brad Bedell continued

offense replacing RG Everett Lindsay in the third quarter at Tennessee 11/19 after Lindsay was ejected from the game...Saw action at LG at Baltimore 11/26...Game 1 vs. Jacksonville (9/3): Inactive...Game 2 at Cincinnati (9/10): Inactive...Game 3 vs. Pittsburgh (9/17): Made his NFL debut by playing on special teams...Game 4 at Oakland (9/24): Played special teams...Game 5 vs. Baltimore (10/1): Played on special teams...Game 6 at Arizona (10/8): Did not play... Game 7 at Denver (10/15): Played on special teams...Game 8 at Pittsburgh (10/22): Played on special teams...Game 9 vs. Cincinnati (10/29): Played on special teams...Game 10 vs. N.Y. Giants (11/5): Saw limited action on goal-line unit...Played on special teams...Game 11 vs. New England (11/12): Inactive... Game 12 at Tennessee (11/19): Replaced starting RG Everett Lindsay in the third quarter after Lindsay was ejected from the game...Also played special teams...Game 13 at Baltimore (11/26): In the fourth quarter played left guard...Also appeared on special teams...Game 14 at Jacksonville (12/3): Appeared on special teams...Game 15 vs. Philadelphia (12/10): Played on special teams...Game 16 vs. Tennessee (12/17): Appeared on special teams.

College: Started in 22 games in his final two seasons at Colorado...In 1999, Football Writers Association and SportsPage.com All-America First-Team selection, earning Second-Team honors from the *Associated Press* and Third-Team accolades from *Football News*...Consensus All-Big Twelve Conference First-Team pick...Started every game at strongside guard, participating in 770 plays...Graded 89.2% for blocking consistency...Led the team with 84 knockdowns and tied for the lead with 24 touchdown-resulting blocks as the offense generated 4,674 yards...In 1998, co-winner of the Derek Singleton Award, presented by the coaches for spirit, dedication and enthusiasm...All-Big Twelve Conference Third-Team pick...Started 10 regular-season games and the Aloha Bowl at left guard...Graded 88.4% for blocking consistency and participated in 691 plays...Led the team with 78 knockdown blocks, and was third in touchdown blocks (9) and downfield blocks (7)...Helped the Buffs average 202.4 yards per game passing...In 1997, saw action in two games (Michigan and Wyoming, starting the latter), but a nerve irritation in his neck kept him out of the lineup the rest of the season...Granted a medical hard-ship due to the injury...Participated in 123 plays, settling down after being thrown to the wolves at Michigan in his first major college game (replacing an injured Aaron Wade midway through the first half)...Had 1 pancake block and allowed 4 pressures and 2 sacks in the two games...*SuperPrep* ranked him as the fourth-best junior college recruit in the nation for 1996 (and the best offensive lineman), while *PrepStar* listed him among its top JUCO linemen (23 in all) at Mt. San Antonio (Calif.) College.

Personal: Active in the Cleveland community during the holiday season by providing Thanksgiving dinners to families in the Cleveland area and assisted with building a playground as part of the United Way's Hometown Huddle project...As a senior at Arcadia (Calif.) High, he earned *Blue Chip* honorable mention All-America honors, in addition to *Super Prep* and *Prep Football Report* All-Region accolades... Second-Team All-State selection and a First-Team All-CIF pick as a senior...Earned First-Team All-Pacific League and All-San Gabriel Valley (*Los Angeles Times*, *Pasadena Star-News*) honors as both a junior and senior...Did not allow a quarterback sack as a junior or senior, earning the Pacific League's Lineman of the Year award both years...Also played defensive tackle, making 85 tackles and registering 6 quarterback sacks with 2 blocked field goals as a senior...Had 70 tackles and 5 sacks as a junior...Majored in sociology, with a minor in Criminal Justice...Born Feb. 12, 1977 in Arcadia, Calif.

**BRANT
BOYER**
52
Linebacker



HEIGHT	YEAR W/BROWNS
6-1	1st
WEIGHT	YEAR IN NFL
230	8th
BIRTHDATE	COLLEGE
June 27, 1971	Arizona
HOW ACQUIRED	
UFA (Jac.) - '01	

Games Played/Started: 1994 (14/0, 2/0); 1995 (2/0); 1996 (12/0, 3/1); 1997 (16/2, 1/0); 1998 (11/0); 1999 (16/0, 2/1); 2000 (12/5).

Career Totals: 83 games, 7 starts.

Brant Boyer *continued*

Postseason Games: 8 games, 2 starts.

Career Transactions: Originally a sixth-round draft choice (177th pick overall) by Miami in the 1994 NFL Draft...Waived by Miami on Sept. 21, 1994...Signed by Miami practice squad on Sept. 22, 1994...Signed by Miami to active roster on Oct. 5, 1994...Selected by Jacksonville as their 22nd selection (43rd overall) in the 1995 Expansion Draft on Feb. 15, 1995...Waived by Jacksonville on Aug. 27, 1995...Signed by Jacksonville as a free agent on Dec. 13, 1995...Waived by Jacksonville on Aug. 25, 1996...Signed by Jacksonville as a free agent on Sept. 24, 1996...Waived by Jacksonville on Sept. 25, 1996...Signed by Jacksonville as a free agent on Sept. 27, 1996...Signed by Jacksonville as a free agent on Mar. 31, 1997...Signed by Jacksonville as an unrestricted free agent on March 12, 1999...Signed by Cleveland as an unrestricted free agent on March 12, 2001.

Career Highlights: Played nickel linebacker and in short-yardage defense, starting final five games of 2000 season...Led Jaguars with 21 special teams tackles in 1999, marking the third time in four seasons he led the club in special teams tackles...Was Jaguars' top special teams tackler in both seasons prior to injury-shortened 1998 campaign...Has 103 special teams tackles in seven-year career.

Seasonal Reviews

2000: Played 12 games and started the final five games of the season...Totaled a career-high 45 tackles, 13 special teams tackles, 3.5 sacks, and 1 interception...Saw action on two plays in situational defense and shared team lead with 2 special teams tackles at Cleveland on Sept. 3...Played on special teams and made 1 tackle at Baltimore on Sept. 10...Inactive (groin) vs. Cincinnati on Sept. 17, at Indianapolis on Sept. 25 and vs. Pittsburgh on Oct. 1...Dressed but did not play vs. Baltimore on Oct. 8...Played on special teams and made 1 tackle at Tennessee on Oct. 16...Played on special teams and led team with 3 special teams tackles vs. Washington on Oct. 22...Played on special teams and made 1 tackle at Dallas on Oct. 29...Totaled 2 tackles on defense and one on special teams and served as defensive game captain vs. Seattle on Nov. 12...Saw most extensive action of season on defense and led team with 7 tackles including 4 solos, 1 sack and 1 quarterback pressure at Pittsburgh on Nov. 19...Made first start of season at linebacker in nickel defense and tied for team lead with 9 tackles (5 solos) while serving as special teams captain vs. Tennessee on Nov. 26...Started at linebacker in nickel formation making 4 tackles (1 solo) and 1 quarterback pressure while serving as special teams captain vs. Cleveland on Dec. 3...Started at linebacker in nickel formation making 4 tackles, 2 sacks and 1 interception while serving as special teams captain vs. Arizona on Dec. 10...Game marked his second multi-sack game of career...Started at linebacker in nickel defense and finished second on team with 7 tackles (2 solo) and 1 pass defended at Cincinnati on Dec. 17...Served as special teams captain in game and contributed 1 special teams tackle...Made fifth straight start at linebacker in nickel defense at New York Giants on Dec. 23...Recorded game-high 12 tackles on defense, (6 solos) while serving as special teams captain.

1999: (Post-season) Played in both Jaguars playoff games with one start...Started in nickel defense vs. Miami on Jan. 15, 2000, making 4 tackles of defense and 1 special teams tackle...Backup to Kevin Hardy in AFC Championship Game vs. Tennessee on Jan. 23, 2000...(Regular Season) Played in 16 games...Registered 43 tackles (23 solos) and 4 sacks...Led team with 21 special teams tackles and had 1 forced fumble...Led or shared lead in special teams tackles in four games...Earned special teams game ball vs. Cleveland on Oct. 17 for his team-leading four special teams tackles and first career forced fumble...Turned in first 2-sack game of career at Atlanta on Nov. 7...Made first career interception off Brian Griese vs. Denver (12/13)...Shared team lead with 11 tackles and got his fourth sack of the season at Cleveland on Dec. 19.

1998: Missed the final five weeks of the season on injured reserve with a neck injury...Played in 11 games making 26 tackles (11 solos), 1 sack, 1 pass defense and 1 quarterback pressure...Made 19 special teams tackles, just one behind team leader Zack Crockett, even though missing the final five games...Saw action in situational defenses in every game he played.

1997: Played in all 16 games with two starts...Led team with 25 special teams tackles...Named the special teams player on *USA Today's* "All-Joe" team that honored the league's top unsung players...Made the first sack of his career vs. Pittsburgh on Sept. 22...First regular-season start of his career at linebacker in nickel defense vs. Baltimore on Nov. 30, finishing with 7 tackles, 4 solos...Also led team with season-high 4 special teams tackles.

PLAYERS

Veterans

Brant Boyer *continued*

1996: Played in 12 games...Finished season with 7 tackles on defense, including 3 solos...Led team with 16 special teams tackles despite missing four games...Led team in the postseason with 7 special teams tackles in three games.

1995: In his first season with Jacksonville, played in final two games on special teams after signing as a free agent...Made 1 special teams tackle.

1994: In his rookie season with Miami, played in 14 games, primarily on special teams...Spent two weeks on Dolphins practice squad...Ranked sixth on team with 8 special teams tackles and had 2 tackles on defense.

College: A two-year starter at Arizona after transferring from Snow Junior College in Ephraim, Utah...Was the team tackle leader both seasons at Snow and was team captain and an All-Western States Conference choice as a sophomore after beginning his career as a walk-on...At Arizona, named honorable mention All-Pac-10 as junior with 66 tackles to rank second on the team...Made 7 tackles for loss, 1 sack and 1 interception...As a senior co-captain, earned second-team All Pac-10 honors after leading the team with 90 tackles (70 solos), 8 tackles for loss, 3 fumble recoveries and 2 sacks.

Personal: Full name is Brant T. Boyer...Born June 27, 1971 in Ogden, Utah...Lives in Fruit Heights, Utah...Attended North Summit High in Coalville, Utah...First-team All-State selection as a senior, was a three-year letterman at middle linebacker...Lettered three times in track...Participated in numerous community fund-raisers while with Jacksonville...Hosted a charity golf tournament in February 1999 to benefit Dreams Come True in Jacksonville.

BOYER'S SINGLE-GAME CAREER HIGHS

TACKLES: 12 at New York Giants 12/23/00

SACKS: 2 vs. Arizona 12/10/00; at Atlanta 11/7/99

INTERCEPTIONS: 1 vs. Arizona 12/10/00; vs. Denver 12/13/99

BOYER'S DEFENSIVE STATISTICS

Year	TACKLES			Sacks No/Yds	Int's No/Yds	Passes Def.	Fumbles Rec./For.	Special Teams Tackles
	Total	Solo	Asst.					
1994 (Mia.)	2	2	0	0/0	0/0	-	0/0	8
1995 (Jac.)	0	0	0	0/0	0/0	-	0/0	1
1996 (Jac.)	7	3	4	0/0	0/0	-	0/0	16
1997 (Jac.)	43	27	16	1.5/-	0/0	-	0/0	25
1998 (Jac.)	26	11	15	1.0/-	0/0	1	0/0	19
1999 (Jac.)	43	23	20	4.0/-	1/5	0	0/1	21
2000 (Jac.)	45	23	22	3.5/-	1/12	1	0/0	13
Career	164	89	77	10.0/-	2/17	2	0/1	103

HEIGHT
6-2

WEIGHT
197


BIRTHDATE
March 26, 1977

HOW ACQUIRED
FA - '00

YEAR W/BROWNS
2nd

YEAR IN NFL
2nd

COLLEGE
Notre Dame



**BOBBY
BROWN**
89

Wide Receiver

Games Played/Started: 2000 (6/0).

Career Totals: 6 games, 0 starts.

Career Transactions: Signed by Green Bay as an undrafted rookie free agent on April 20, 2000...Waived by Green Bay on Aug. 27, 2000...Signed by Cleveland to practice squad on Aug. 29, 2000.

Career Highlights: Made his NFL debut vs. New England on Nov. 12, 2000...Recorded his first NFL reception with an 8-yard catch vs. Philadelphia on Dec. 10, 2000.

Seasonal Reviews

2000: Began the season with the Green Bay Packers in training camp...Waived by Green Bay on Aug. 27, 2000...Signed by Cleveland to practice squad on Aug. 29, 2000...Signed by Cleveland to the 53-man roster Nov. 11, 2000 and played in six regular season games with 2 receptions for 14 yards...Game 11 vs. New England (11/12): Made his NFL debut by playing wide receiver and also special teams...Game 12 at Tennessee (11/19): Played wide receiver and also appeared on special teams...Game 13 at Baltimore (11/26): Played wide receiver and also appeared on special teams...Game 14 at Jacksonville (12/3): Played special teams with 1 tackle...Game 15 vs. Philadelphia (12/10): Played wide receiver and recorded his first career receptions for 8 yards...Also played special teams...Game 16 vs. Tennessee (12/17): Played wide receiver with 1 reception for 6 yards...Also played special teams.

College: Three-year starter and four-time letter winner (1996-99) for Notre Dame at wide receiver...Made 94 receptions for 1,495 yards (15.9 avg.) and 12 touchdowns over his career, including a career-high 43 catches in 1997... Played in 43 games, starting 28...He appeared in 37 consecutive contests to close his collegiate career... Was Notre Dame's leading receiver in 1997 and '99...Had a career-high 12 receptions in 1999 game at Pittsburgh and his 208 yards receiving vs. the Panthers were the most by an Irish player in 34 years...Was redshirted in 1995.

Personal: Member of the Notre Dame track team for three years, specializing in the 400 meters...Earned B.A. degree in government, sociology and computers with an African-American studies minor...Won *SuperPrep* All-America honors as a senior wide receiver and defensive back at St. Thomas Aquinas High School in Fort Lauderdale, Fla...Lettered four years each in football, basketball and track...Brother, Terry, played football at Columbia (1986-88)...Was a member of 'Notre Dame Athletes Against Drugs' while on campus...Desires to eventually practice corporate law...Hobbies include video games, playing *Monopoly* and reading...Single... Given name: Braynard Ontawyn Brown, born in Fort Lauderdale, Fla...Assisted in the Browns building a playground as part of the Hometown Huddle program for the United Way.

BROWN'S SINGLE-GAME CAREER HIGHS

RECEPTIONS: 1 vs. Philadelphia 12/10/00; vs. Tennessee 12/17/00

RECEIVING YARDS: 8 vs. Philadelphia 12/10/00

LONG RECEPTION: 8 vs. Philadelphia 12/10/00

BROWN'S RECEIVING STATISTICS

Year	Rec.	Yards	Average	Long	TD
2000 (Cle.)	2	14	7.0	8	0
Career	2	14	7.0	8	0

Special teams tackles: 1 tackle at Jacksonville 12/3/00.

PLAYERS

Veterans

COURTNEY BROWN 92

Defensive End



HEIGHT 6-4	YEAR W/BROWNS 2nd
WEIGHT 266	YEAR IN NFL 2nd
BIRTHDATE Feb. 14, 1978	COLLEGE Penn State
HOW ACQUIRED D (1) - '00	

Games Played/Started: 2000 (16/16).

Career Totals: 16 games, 16 starts.

Career Transactions: Selected by the Cleveland Browns as the first overall pick in the 2000 NFL Draft.

Career Highlights: Recorded career-high 3 sacks for 15 yards and totaled 9 tackles vs. Pittsburgh on Sept. 17, 2000 and was named AFC Player of the Week...Registered a career-high 11 tackles vs. Tennessee on Dec. 17, 2000.

Seasonal Reviews

2000: In his rookie season with the Browns started in 16 games at left defensive end and ranked fifth on the club with 85 tackles, 56 solo, 4.5 sacks and 9 passes defended...Led the team with 25 QB pressures...Registered a career-high 3 sacks for 15 yards, and also had 9 tackles in the Browns 23-20 victory vs. Pittsburgh on Sept. 17 and was named AFC Defensive Player of the Week for his efforts...Recorded a career-high 11 tackles vs. Tennessee on Dec. 17...Also recorded 1 sack at Pittsburgh on Oct. 22 and .5 sack vs. Cincinnati on Oct. 29...Recorded 5 or more tackles in 10 games and registered at least 1 quarterback pressure in 13-of-16 contests...Game 1 vs. Jacksonville (9/3): Started at left defensive end and recorded 2 tackles, 1 solo and 1 quarterback pressure on Jaguars QB Mark Brunell...Game 2 at Cincinnati (9/10): Started at left defensive end and recorded 1 solo tackle and 3 QB pressures on Bengals QB Akili Smith...On first play of the second half stopped RB Corey Dillon for 3-yard loss in the backfield...Game 3 vs. Pittsburgh (9/17): Started at left defensive end and ranked second on the club with 9 tackles, including 6 solos, recorded a career-high 3 sacks for 15 yards, 3 quarterback pressures on Steelers QB Kent Graham and Kordell Stewart and 1 pass defended...On the Steelers opening drive sacked QB Graham for a 5-yard loss forcing a fourth-and-17 from the Steelers 17-yard line...Late in the third quarter sacked QB Graham for a 6-yard loss forcing a third-and-14 from the Cleveland 37-yard line and forced the Steelers out of FG range...On the final play of the game, sacked QB Graham for a 4-yard loss on third-and-6 from the Browns 6-yard line as the game clocked expired and the Steelers were out of time outs securing the Browns 23-20 win...Game 4 at Oakland (9/24): Started at left defensive end and recorded 5 tackles, including 2 solos and 3 quarterback pressures of Raiders QB Rich Gannon...Game 5 vs. Baltimore (10/1): Started at left defensive end with 7 tackles, 3 solos, 2 quarterback pressures of Ravens QB Tony Banks and 1 pass defended...In the second quarter recorded a quarterback pressure on a third-and-goal from the 12-yard line, forcing the Ravens to attempt a FG...Game 6 at Arizona (10/8): Started at left defensive end with 1 tackle, 2 quarterback pressures of Cardinals QB Jake Plummer and 1 pass defended...Game 7 at Denver (10/15): Started at left defensive end and was tied for second on the club with 9 tackles, including 8 solos and 2 quarterback pressures on Broncos QB Brian Griese...Game 8 at Pittsburgh (10/22): Started at left defensive end and recorded 7 tackles, including 5 solos, 1 sack on Steelers QB Kent Graham for a 5-yard loss and 1 quarterback pressure...Game 9 vs. Cincinnati (10/29): Started at left defensive end with 4 solo tackles and 2 quarterback pressures...Recorded .5 sack along with DT Orpheus Roye on Bengals QB Akili Smith for a 5-yard loss...Game 10 vs. N.Y. Giants (11/5): Started at left defensive end with 5 solo tackles, 1 pass defended and 1 quarterback pressure on Giants QB Kerry Collins...Game 11 vs. New England (11/12): Started at left defensive end with 5 tackles, including 3 solos, as the Browns defense forced 4 Patriots turnovers...Game 12 at Tennessee (11/19): Started at left defensive end with 6 tackles, including 3 solos and 2 quarterback pressures as the defense forced the Titans to turn the ball over a season-high 7 times (4 interceptions and 3 fumbles) ...Game 13 at Baltimore (11/26): Started at left defensive end with 6 tackles, including 4 solos and 2 passes

defensed...Game 14 at Jacksonville (12/3): Started at left defensive tackle with 4 tackles, including 3 solos, and 1 quarterback pressure on Jaguars QB Mark Brunell...Game 15 vs. Philadelphia (12/10): Started at left defensive end with 3 tackles, including 2 solos, 2 passes defensed and 2 quarterback pressures...Game 16 vs. Tennessee (12/17): Started at left defensive end and recorded a career-high 11 tackles, including 6 solos, and 1 pass defensed.

College: Holds the Penn State career records with 33 quarterback sacks and 70 tackles behind the line of scrimmage, topping the previous marks of 30 sacks and 45 stops for losses by Larry Kubin (1977-80)...Only Jeff Zgonina of Purdue (72, 1989-92) and Jared DeVries of Iowa (78, 1995-98) had more tackles behind the line of scrimmage in Big Ten Conference annals...In 1999, unanimous All-America First-Team selection...All-Big Ten Conference First-Team choice, adding Defensive Player of the Year and Lineman of the Year honors...Finalist for the Lombardi Award, Chuck Bednarik Award and the Bronko Nagurski Trophy...Started every game at left defensive end...Recorded 55 tackles (33 solos) with 13.5 sacks for minus 107 yards and a school season-record 29 stops for losses of 150 yards...His 13.5 sacks rank behind Larry Kubin's 1979 school record of 15 and his 29 stops for losses broke Kubin's previous mark of 23, set in 1979...Caused 3 fumbles and deflected a pass...In 1998, All-Big Ten Conference First-Team selection...Started all year at left defensive end... Recorded 47 tackles (37 solos) as he led the team with 11.5 sacks for minus 86 yards and 23 stops for losses of 113 yards...Deflected 4 passes and recovered 1 fumble...In 1997, Second-Team All-Big Ten Conference choice...Lined up at left defensive end...Made 33 tackles (25 solos) with 6 sacks for minus 42 yards and 15 stops for losses of 60 yards...Also deflected 3 passes and blocked 1 kick...Played in his final nine games wearing a cast to protect a dislocated left thumb...In 1996, played behind Chris Snyder at left end, finishing with 17 tackles (6 solos), a forced fumble, a pass deflection and 3 stops for losses of 19 yards.

Personal: Donates his time to various Cleveland area charitable causes including building homes with Habitat For Humanity, promoting the Browns Rush For Reading program, building a playground for the United Way's Hometown Huddle program, and delivering Christmas toys to needy families in the Cleveland Metropolitan Housing Authority...All-State and *USA Today* All-America selection at Macedonia (Alvin, S.C.) High...Rated the nation's top linebacker by *Super Prep*...As a senior, he recorded 132 tackles, 18 tackles for loss, 3 interceptions and recovered 4 fumbles...Gatorade South Carolina Player-of-the-Year...Made 38 catches for 770 yards...Played in the Shrine Bowl and the South Carolina-North Carolina All-Star game...Played in the 1996 North-South All-Star basketball game...Received All-State recognition in basketball and weightlifting...Outstanding student, earning a 4.0 grade-point average...Earned a degree in integrative arts, earning GTE/CoSIDA and Big Ten Conference academic honors in 1997...Cousin, former Georgia Tech quarterback Joe Hamilton, was a teammate at Macedonia High...Born Courtney Lanair Brown on Feb. 14, 1978 in Charleston, S.C...Resides in Alvin, S.C.

BROWN'S SINGLE-GAME CAREER HIGHS

TACKLES: 11 vs. Tennessee 12/17/00

SACKS: 3 vs. Pittsburgh 9/17/00

QB PRESSURES: 3 at Cincinnati 9/10/00; vs. Pittsburgh 9/17/00; at Oakland 9/24/00

BROWN'S DEFENSIVE STATISTICS

Year	TACKLES			Sacks No./Yds.	Int's No/Yds	Passes Def.	Fumbles Rec./For.	QB Pressures
	Total	Solo	Asst.					
2000 (Cle.)	85	56	29	4.5/22.5	0/0	9	0/0	25
Career	85	56	29	4.5/22.5	0/0	9	0/0	25

PLAYERS

Veterans

Courtney Brown *continued*

BROWN'S 2000 GAME-BY-GAME DEFENSIVE STATISTICS

Year	TACKLES			Sacks No/Yds	Int's No/Yds	Passes Def.	Fumbles Rec./For.	QB Pressures
	Total	Solo	Asst.					
9/3 vs. Jac.	2	1	1	0/0	0/0	0	0/0	1
9/10 @ Cin.	1	1	0	0/0	0/0	0	0/0	3
9/17 vs. Pit.	9	6	3	3/15	0/0	1	0/0	3
9/24 @ Oak.	5	2	3	0/0	0/0	0	0/0	3
10/1 vs. Bal.	7	3	4	0/0	0/0	1	0/0	2
10/8 @ Ari.	1	0	1	0/0	0/0	1	0/0	2
10/15 @ Den.	9	8	1	0/0	0/0	0	0/0	2
10/22 @ Pit.	7	5	2	1/5	0/0	0	0/0	1
10/29 Cin.	4	4	0	0.5/2.5	0/0	0	0/0	2
11/5 N.Y.G.	5	5	0	0/0	0/0	1	0/0	1
11/12 N.E.	5	3	2	0/0	0/0	0	0/0	0
11/19 @ Ten.	6	3	3	0/0	0/0	0	0/0	2
11/26 @ Bal.	6	4	2	0/0	0/0	2	0/0	0
12/3 @ Jac.	4	3	1	0/0	0/0	0	0/0	1
12/10 Phi.	3	2	1	0/0	0/0	2	0/0	2
12/17 Ten.	11	6	5	0/0	0/0	1	0/0	0
Totals	85	56	29	4.5/22.5	0/0	9	0/0	25

JIM
BUNDREN
65

Offensive Lineman



HEIGHT 6-3
YEAR W/BROWNS 3rd
WEIGHT 303
YEAR IN NFL 4th
BIRTHDATE Oct. 6, 1974
COLLEGE Clemson
HOW ACQUIRED ED (N.Y.J.) - '99

Games Played/Started: 1998 (0/0); 1999 (16/1); 2000 (11/9).

Career Totals: 27 games, 10 starts.

Career Transactions: Originally drafted in the seventh round in 1998 by Miami, the 210th selection overall...Waived by Miami on Aug. 30, 1998...Claimed off waivers by New York Jets on Aug. 31, 1998...Selected by Browns in 1999 Expansion Draft, the 23rd overall selection (New York Jets).

Career Highlights: Saw his first NFL game action against the Pittsburgh Steelers on Sept. 12, 1999, playing on special teams...Started his first NFL game, starting at center against the Indianapolis Colts on Dec. 26, 1999.

Seasonal Reviews

2000: Versatile offensive lineman who began the season as the backup at the right guard position and ended up starting nine games at left guard before a right ankle injury in Week 11 ended his season...Replaced starting LG Jim Pyne (knee) in the second quarter at Cincinnati in Week 2 in the Browns 24-7 win over the Bengals...Started at left guard in Weeks 3-11 before injuring his right ankle in the third quarter vs. New England in Week 11...Game 1 vs. Jacksonville (9/3); Played on special teams...Game 2 at Cincinnati (9/10); Replaced starting left guard Jim Pyne (right knee) in the second quarter, as the offensive line allowed only 1 sack of Browns QB Tim Couch and helped the offense rush for 105 yards on 33 carries (3.2 avg.)...Also played spe-

Jim Bundren *continued*

cial teams...Game 3 vs. Pittsburgh (9/17): Started at left guard, replacing starter Jim Pyne (IR-knee), as the offensive line did not allow a sack and helped give QB Tim Couch enough time to throw for a career-high 316 yards and offense to rush for 61 yards on 23 carries...Game 4 at Oakland (9/24): Started at left guard...Game 5 vs. Baltimore (10/1): Started at left guard as the offensive line did not allow a sack...Game 6 at Arizona (10/8): Started at left guard as the offensive line helped the offense rush for 104 yards on 31 carries (3.4 avg.) and allowed only 1 sack of QB Tim Couch...Game 7 at Denver (10/15): Started at left guard...Game 8 at Pittsburgh (10/22): Started at left guard...Game 9 vs. Cincinnati (10/29): Started at left guard...Game 10 vs. N.Y. Giants (11/5): Started at left guard...Game 11 vs. New England (11/12): Started at left guard...Late in the third quarter left the game with a fractured right ankle and did not return...Placed in Reserve-Injured list on Nov. 13, 2000.

1999: Played in all 16 games mainly on special teams duty and started the season finale vs. Indianapolis...Made his NFL debut Week 1 vs. Pittsburgh on Sept. 12 as he appeared in his first NFL game as a member of the special teams unit...Played on special teams for the first 14 weeks of the season...Received his first action on the offensive line Week 15 vs. Jacksonville on Dec. 19 by replacing starting center Dave Wohlabaugh at the start of the second quarter after Wohlabaugh left the game with a right knee sprain...Also played special teams...Made his first NFL start at center Week 16 vs. Indianapolis on Dec. 26, replacing Dave Wohlabaugh (knee) and was a key contributor in not allowing the Colts any sacks on QB Ty Detmer.

1998: Inactive for all 16 games and playoffs with New York Jets.

College: Four-year starter...Named Second-Team All-America by *Football News* and Third-Team All-America by the *Associated Press* and *The Sporting News* as a senior...Earned First-Team All-ACC honors as a junior after starting every game at LT...Named First-Team All-ACC by *The Sporting News* as a sophomore...Started at LT as a freshman...Was redshirted in 1993...Holds degree in sports management.

Personal: Born Oct. 6, 1974, in Pontiac, Mich....Attended Valley Forge (Pa.) Military Academy in 1992...Attended A.I. DuPont (Wilmington, Del.) High School...Single...Resides in Newark, Del...Active in Cleveland community by encouraging reading to children through the Cleveland School of the Arts – Reading Allowed Program and BRICK Reading Program, visits children at the Cleveland Clinic Foundation Children's Hospital and has assisted with charitable events including the Taste of the NFL, the Make-A-Wish Foundation's Celebrity Waiter event and the Cleveland Browns Football 101 program.

HEIGHT	YEAR W/BROWNS
5-10	2nd
WEIGHT	YEAR IN NFL
230	2nd
BIRTHDATE	COLLEGE
April 15, 1975	Arizona
HOW ACQUIRED	
FA - '00	



CHESTER
BURNETT

54

Linebacker

Games Played/Started: 1998 (5/0); 1999 (0/0, 0/0); 2000 (7/0).

Career Totals: 12 games, 0 starts.

Career Transactions: Originally a seventh round draft choice of the Minnesota Vikings, 208th overall, in the 1998 NFL Draft...Waived by Minnesota on Sept. 3, 1998...Signed by Washington to practice squad on Oct. 7, 1998...Signed by Washington to the 53-man active roster on Nov. 27, 1998...Waived by Washington on Sept. 5, 1999...Signed by Jacksonville as a free agent on Sept. 29, 1999...Waived by Jacksonville on Oct. 19, 1999...Signed by Jacksonville to the practice squad on Dec. 28, 1999...Signed by Jacksonville to the 53-man active roster on Jan. 4, 2000...Waived by Jacksonville on Sept. 11, 2000...Signed by Cleveland to the practice squad on Oct. 25, 2000...Signed by Cleveland to the 53-man active roster on Nov. 1, 2000.

PLAYERS

Veterans

Chester Burnett *continued*

Seasonal Reviews

2000: Young, aggressive linebacker added to the roster midway through the season to add depth to the special teams unit...Played in seven regular season games on special teams and totaled 6 tackles, including 3 solos...Signed to the Browns 53-active roster from the practice squad on Nov. 1, 2000...Game 10 vs. N.Y. Giants (11/5): Played on special teams with 3 tackles...Had one kickoff return for 18 yards...Game 11 vs. New England (11/12): Played on special teams...Game 12 at Tennessee (11/19): Played on special teams with 1 tackle...Game 13 at Baltimore (11/26): Played on special teams...Game 14 at Jacksonville (12/3): Appeared on special teams...Game 15 vs. Philadelphia (12/10): Played on special teams with 2 tackles...Game 16 vs. Tennessee (12/17): Played on special teams.

1999: Had two stints with the Jacksonville Jaguars and was inactive for three games during the regular season and two games in the playoffs...Spent training camp with the Washington Redskins and was waived on Sept. 5...Signed by Jacksonville to the 53-man active roster as a free agent on Sept. 29 after Tom McManus went on injured reserve...Inactive for games on Oct. 3, 11 and 17 before being waived on Oct. 19 when DE Regan Upshaw was aquired in a trade with Tampa Bay...Re-signed to the practice squad on Dec. 28 and then was moved to the active roster on Jan. 4 for the playoffs to replace an injured Bryan Schwartz...Inactive for both playoff games (Jan. 15 and 23).

1998: Played in the final five regular-season games for the Washington Redskins...Originally drafted in the seventh round by Minnesota, the 208th choice overall...Waived by Vikings on Sept. 3 in the final cuts, then was signed to Redskins' practice squad on Oct. 7...Activated to the 53-man roster on Nov. 27 and saw his first NFL action two days later vs. Oakland...Played mostly on special teams (2 tackles) but also saw limited action at middle linebacker...Also returned 1 kickoff for 5 yards on Dec. 19 vs. Tampa Bay.


College: Four-year letterman...Two-time All-Pacific 10 Second-Team selection...Career totals include 281 tackles, 10 sacks, 7 forced fumbles, 6 passes defended, 4 interceptions and 4 fumbles recovered...Started every game as a senior in 1998, leading team with 93 tackles...Led team with 124 tackles in 1997 and was named team's co-Most Valuable Player of the Year...Started 11 games in 1996, 10 at weakside linebacker and one at strong safety...Majored in communications.

Personal: Single...Lives in Denver, Colo...Two-time All-Conference selection at Mullen High in Denver...Named Super Prep and All-Midland while playing three different positions...Also lettered in track, winning the Colorado state championship in the 4 x 200 meter relay...Named an honorary Boy Scout for his volunteer work win the Reston, Va. area...Full name: Chester Dean Burnett...Named after his uncle, Chester Burnett, who is also known as Howlin' Wolf, a legendary blues artist who was inducted into the Rock and Roll Hall of Fame and Museum in Cleveland in 1991...Assisted in Browns Buddies Christmas program bringing toys and gifts to terminally ill patients.

BURNETT'S DEFENSIVE STATISTICS

Year	TACKLES			Sacks No/Yds	Int's No/Yds	Passes Def.	Fumbles Rec./For.	Special Teams Tackles
	Total	Solo	Asst.					
1999 (Was.)	0	0	0	0/0	0/0	0	0/0	2
2000 (Cle.)	0	0	0	0/0	0/0	0	0/0	6
Career	0	0	0	0/0	0/0	0	0/0	8

HEIGHT	YEAR W/BROWNS
6-6	3rd
WEIGHT	YEAR IN NFL
253	3rd
BIRTHDATE	COLLEGE
Dec. 6, 1975	Michigan
HOW ACQUIRED	
FA - '99	



**MARK
CAMPBELL**

83

Tight End

Games Played/Started: 1999 (14/4); 2000 (16/10).

Career Totals: 30 games, 14 starts.

Career Transactions: Signed by Browns as an undrafted rookie free agent on April 23, 1999.

Career Highlights: Earned a roster spot with the Browns in 1999 as a rookie free agent, starting four games while playing in 14 contests...Finished his rookie season with 9 catches for 131 yards...Added 12 receptions his second season with the Browns including his first career-touchdown at Cincinnati on Sept. 10, 2000.

Seasonal Reviews

2000: Big, physical tight end who added 12 receptions for 80 yards and 1 touchdown...Appeared in all 16 regular-season games, including 10 starting assignments, as a blocking tight end and key contributor on special teams...Recorded his first career touchdown reception at Cincinnati on Sept. 10 on a 5-yard TD toss from QB Tim Couch...Had a career-high 3 receptions vs. Philadelphia on Dec. 10...Also played on the kickoff return unit and had 3 returns for 30 yards...Game 1 vs. Jacksonville (9/3): Played tight end and also played on special teams...Game 2 at Cincinnati (9/10): Played tight end and recorded his first NFL TD reception in the second quarter on a 5-yard TD pass from QB Tim Couch, providing the Browns with a 14-7 lead...Threw a key block on RB Travis Prentice 16-yard TD run in the first quarter to give the Browns the early 7-0 lead...Played special teams...Game 3 vs. Pittsburgh (9/17): Played tight end and special teams...Game 4 at Oakland (9/24): Started at tight end with 2 receptions for 16 yards (8.0 avg.), including a long of 15 yards...Played special teams with 1 kickoff return for 12 yards...Game 5 vs. Baltimore (10/1): Played tight end and special teams...Game 6 at Arizona (10/8): Started at tight end as the Browns opened in a 2 tight end formation...Added 1 reception for 4 yards...Played special teams...Game 7 at Denver (10/15): Played tight end and also appeared on special teams...Game 8 at Pittsburgh (10/22): Started at tight end as the Browns opened in a two-tight end formation...Had 1 reception for 2 yards...Played special teams...Game 9 vs. Cincinnati (10/29): Started at tight end...Played special teams...Game 10 vs. N.Y. Giants (11/5): Started at tight end and also appeared on special teams...Game 11 vs. New England (11/12): Started at tight end as the club opened in a two-tight end formation...Also played special teams...Game 12 at Tennessee (11/19): Played tight end with 2 receptions for 11 yards (5.5 avg.)...Also played special teams...Game 13 at Baltimore (11/26): Started at tight end with 2 receptions for 25 yards, including a long of 17 yards...Played special teams...Game 14 at Jacksonville (12/3): Started at tight end and also played on special teams...Added 2 kickoff returns for 18 yards...Game 15 vs. Philadelphia (12/10): Started at tight end as the Browns opened in a two-tight end formation...Had 3 receptions for 17 yards (5.7 avg.)...His 3 receptions marked a career-high...Played special teams...Game 16 vs. Tennessee (12/17): Started at tight end and also appeared on special teams.

1999: In his first season in the NFL, earned a roster spot during training camp and went on to play in 14 regular-season games, including four starting assignments...Totaled 9 receptions for 131 yards (14.6 avg.) and a long of 21 yards...Made his NFL debut Week 1 vs. Pittsburgh on Sept. 12 at backup tight end and special teams...Recorded his first NFL reception Week 2 at Tennessee on Sept. 19 with an 11-yard reception from QB Tim Couch and totaled 2 receptions for 28 yards (14.0 avg.) on the afternoon...Started his first NFL game Week 3 at Baltimore on Sept. 26 at tight end in place of the injured Irv Smith (knee) and also played special teams...Started the next two games Week 4 vs. New England on Oct. 3 and Week 5 vs. Cincinnati on Oct. 10...Returned to backup tight end and special teams duty the next four consecutive weeks (Week 6 at Jacksonville 10/17; Week 7 at St. Louis 10/24; Week 8 at New Orleans on Oct. 31; and Week 9 vs. Baltimore on Nov. 7...

PLAYERS

Veterans

Mark Campbell *continued*

Played backup tight end Week 10 at Pittsburgh on Nov. 14 with 1 reception for 12 yards and also played special teams...Week 11 vs. Carolina on Nov. 21 added his longest reception on a 21-yard grab and also played special teams...Started Week 12 vs. Tennessee on Nov. 28 and had 2 receptions for 25 yards (12.5 avg.), including a long of 15 yards...Had a key fourth-down reception on a fourth-and-12 for 15 yards to the Titans 10-yard line...Also returned 1 kickoff for 8 yards...Week 13 at San Diego on Dec. 5 played tight end with 1 reception for 12 yards...Also played special teams with 2 solo tackles...Week 14 at Cincinnati on Dec. 12 played tight end with 2 receptions for 33 yards, including a long of 21 yards...Also played special teams with 1 kick-off return for 10 yards...Placed on Injured Reserve Dec. 14, 1999 with an ankle injury.

College: Four-year letterman...One of only five players in history of Michigan football with 50 career games played...Career totals included 50 games, 15 starts, and 32-357, 1 TD receiving...Saw action in 13 games with seven starts as senior and totaled 9-89 receiving...Saw action in 12 games with two starts as a junior and posted 6-61, 1 TD receiving...Had 12-yard reception vs. Minnesota for only career TD...Saw action in 12 games with five starts as a sophomore and totaled 13-169 receiving...Saw action in 13 games with one start as a freshman and posted 4-38 receiving...Was redshirted in 1994...Majored in movement science.

Personal: Born Dec. 6, 1975, in Clawson, Mich...Attended Bishop Foley (Mich.) High School...Single...Resides in Clawson, Mich...Volunteered time in the Cleveland community by helping build a playground with the United Way's Hometown Huddle program, and also assisted the community through supporting Taste of the NFL a hunger relief fundraising event for the Cleveland Food Bank.

CAMPBELL'S SINGLE-GAME CAREER HIGHS

RECEPTIONS: 3 vs. Philadelphia 12/10/00

RECEIVING YARDS: 33 at Cincinnati 12/12/99

RECEIVING TD's: 1 at Cincinnati 9/10/00

LONG RECEPTION: 21 vs. Carolina 11/21/99; at Cincinnati 12/12/99

CAMPBELL'S RECEIVING STATISTICS

Year	Rec.	Yards	Average	Long	TD
1999 (Cle.)	9	131	14.6	21	0
2000 (Cle.)	12	80	6.7	17	1
Career	21	211	10.5	21	1

Additional Stats: Special Teams Tackles: 1999 (4), 2000 (0). Special Teams: Kickoff returns: 1999 (2, 8 yards vs. Tennessee 11/28/99; 10 yards 12/12/99 at Cincinnati); 2000 (3, 12 yards at Oakland 9/24/00; and 2 for 18 yards 12/3/00 at Jacksonville).

**ROGER
CHANOINE**
69

Offensive Tackle



HEIGHT
6-4

WEIGHT
305

BIRTHDATE
Sept. 11, 1976

HOW ACQUIRED
FA - '99

YEAR W/BROWNS
3rd

YEAR IN NFL
2nd

COLLEGE
Temple

Games Played/Started: 1999 (1/0); 2000 (7/0).

Career Totals: 8 games, 0 starts.

Career Transactions: Signed by St. Louis Rams as undrafted free agent April 20, 1998...Placed on Injured Reserve Aug. 25, 1998...Signed by Cleveland to practice squad Sept. 7, 1999...Signed by Cleveland to the active roster Dec. 8, 1999.

Roger Chanoine *continued*

Seasonal Reviews

2000: Backup at the right tackle position and also played on special teams in seven regular season games... Was able to receive some playing time with the starting unit at right tackle late in the season including stints Week 13 at Baltimore, Week 14 at Jacksonville and Week 16 vs. Tennessee...Game 1 vs. Jacksonville (9/3): Did not play...Game 2 at Cincinnati (9/10): Appeared late in the fourth quarter replacing left guard Jim Bundren (left quad cramp), as Chanoine joined the offensive line at right tackle and starting right tackle Steve Zahursky moved to left guard...Game 3 vs. Pittsburgh (9/17): Inactive...Game 4 at Oakland (9/24): Did not play...Game 5 vs. Baltimore (10/1): Did not play...Game 6 at Arizona (10/8): Played special teams...Game 7 at Denver (10/15): Did not play...Game 8 at Pittsburgh (10/22): Did not play...Game 9 vs. Cincinnati (10/29): Played as tackle eligible on goal line unit and special teams...Game 10 vs. N.Y. Giants (11/5): Inactive... Game 11 vs. New England (11/12): Did not play...Game 12 at Tennessee (11/19): Did not play...Game 13 at Baltimore (11/26): Played right tackle in the fourth quarter...Game 14 at Jacksonville (12/3): Played several offensive series at right tackle...Game 15 vs. Philadelphia (12/10): Lined up as tackle eligible on goal line unit...Game 16 vs. Tennessee (12/17): Played right tackle.

1999: Signed by Cleveland to the practice squad Sept. 7, 1999...Signed by Cleveland to 53-man roster Dec. 8, 1999...Listed as inactive Week 14 at Cincinnati on Dec. 12 and Week 15 vs. Jacksonville on Dec. 19...Appeared in his first NFL game Week 16 vs. Indianapolis on Dec. 26 by playing on special teams.

College: Had 21 starts in 30 games for Temple...Never missed a game due to injury in college career...Earned B.A. in marketing with a minor in business law.

Personal: Born Roger Chanoine Jr. on Sept. 11, 1976 in Linden, N.J...Attended Linden High...Played center on varsity basketball team...Father to twins: Zanay Li-Vonne and Zhianne Lillie.

HEIGHT

6-0

YEAR W/BROWNS

2nd

WEIGHT

186

YEAR IN NFL

2nd

BIRTHDATE

Nov. 6, 1976

COLLEGE

Kansas State

HOW ACQUIRED

D (5b) - '00



LAMAR
CHAPMAN

27

Defensive Back

Games Played/Started: 2000 (7/0).

Career Games: 7 games, 0 starts.

Career Transactions: Selected by the Cleveland Browns in the fifth round, 146th overall, in the 2000 NFL Draft.

Career Highlights: Recorded his first career interception at Tennessee on Nov. 19, 2000.

Seasonal Reviews

2000: In his rookie season, appeared in seven games with 12 tackles, 11 solo, 1 interception and 3 passes defended...Appeared on special teams with 4 tackles...Listed as inactive the first eight games of the regular season...Made his NFL debut vs. Cincinnati on Oct. 29 by playing on special teams...Saw his first action at corner vs. New England on Nov. 12 in the dime defensive package and recorded 2 tackles and 1 pass defended...Recorded his first career interception at Tennessee on Nov. 19 with a second quarter interception off Titans QB Steve McNair on a pass intended for WR Yancey Thigpen...Recorded a career-high 5 tackles and 2 passes defended at Jacksonville on Dec. 3...Also handled punt return duties in final regular-season game vs. Tennessee on Dec. 19 with 1 punt return for 5 yards and 2 fair catches...Game 1 vs. Jacksonville (9/3): Inactive...Game 2 at Cincinnati (9/10): Inactive...Game 3 vs. Pittsburgh (9/17): Inactive...Game 4 at Oakland (9/24): Inactive...Game 5 vs. Baltimore (10/1): Inactive...Game 6 at Arizona (10/8): Inactive...Game 7 at Denver (10/15): Inactive...Game 8 at Pittsburgh (10/22): Inactive...Game 9 vs. Cincinnati (10/29): Made his NFL debut by playing on special teams...Game 10 vs. N.Y. Giants (11/5): Inactive...Game 11 vs. New England

PLAYERS

Veterans

Lamar Chapman *continued*

(11/12): Saw limited action at corner in the dime defensive package with 2 solo tackles and 1 pass defended...Played special teams...Game 12 at Tennessee (11/19): Played corner in the nickel defensive package with 1 tackle and recorded his first career interception...In the second quarter intercepted Titans QB Steve McNair's pass intended for WR Yancey Thigpen at the Tennessee 46-yard line...Played special teams...Game 13 at Baltimore (11/26): Played corner in the regular and nickel defensive package with 2 solo tackles...Played special teams...Game 14 at Jacksonville (12/3): Played corner in the nickel defensive package and recorded a career-high 5 tackles, including 4 solos, and 2 passes defended...Played special teams...Game 15 vs. Philadelphia (12/10): Played corner in the nickel defense with 2 solo tackles...Played special teams with 3 tackles...Game 16 vs. Tennessee (12/17): Played corner in the nickel defensive package...Played special teams with 1 tackle...Had 1 punt return for 5 yards and a fumble and 2 fair catches.

College: Career totals include 228 tackles (168 solos) and 7 interceptions...In 1999, All-Big Twelve Conference First-Team selection by SportsPage.com...Served as defensive co-captain...Manned the free safety position, finishing third on the team with 68 tackles (54 solos)...Had 1 assisted sack for a 7-yard loss and 2 stops for minus 11 yards...Recovered 2 fumbles and caused another...Deflected 11 passes and led the team with 5 interceptions for 117 yards in returns and a touchdown...Added 61 yards on 10 punt returns (6.1 avg.)...In 1998, First-Team All-Big Twelve Conference pick by the league's coaches, adding Second-Team honors from the Associated Press...Started all year at free safety, ranking fourth on the team with 67 tackles (43 solos)...Had a pair of stops for losses of 5 yards and 3 pass deflections...Caused and recovered a fumble...Returned an interception 17 yards, 5 punts for 78 yards (15.6 avg.) and had a 27-yard kickoff return...In 1997, All-Big Twelve Conference Second-Team choice...Started at free safety, recording 54 tackles (47 solos) with 3 fumble recoveries and a forced fumble in 10 games...Deflected a pass and returned 10 punts for 138 yards (13.8 avg.), including 1 touchdown...In 1996, appeared in nine games as a reserve cornerback and free safety...Finished with 39 tackles (24 solos), 7 pass deflections and a 30-yard interception return...In 1995, redshirted as a freshman.

Personal: Assisted with community outreach by participating in several fund-raising initiatives including The Cleveland Browns Foundation Tailgate Party and Golf Outing and has helped collect toys for children during the holidays with teammates for the Holiday Blitz for Kids party...*Blue Chip Illustrated* All-America selection, adding All-State and All-Area honors at Liberal (Kan.) High...Competed as a defensive back, quarterback and running back...Rushed for 1,160 yards with 25 touchdowns and threw 7 TD passes as a senior...Lettered three times in football and track...Added four letters in basketball...Majored in social science...Son of Saddie and Alvin Madden...Born Nov. 6, 1976 in Liberal, Kan.

CHAPMAN'S SINGLE-GAME CAREER HIGHS

TACKLES: 5 at Jacksonville 12/3/00
INTERCEPTIONS: 1 at Tennessee 11/19/00
PASSES BROKEN UP: 2 at Jacksonville 12/3/00
PUNT RETURNS: 1 vs. Tennessee 12/17/00
PUNT RETURN YARDS: 5 vs. Tennessee 12/17/00
LONGEST PUNT RETURN: 5 vs. Tennessee 12/17/00

CHAPMAN'S CAREER DEFENSIVE STATISTICS

Year	TACKLES			Sacks No/Yds	Int's No/Yds	Passes Def.	Fumbles Rec./For.	Special Teams Tackles
	Total	Solo	Asst.					
2000 (Cle.)	12	11	1	0/0	1/0	3	0/0	4
Career	12	11	1	0/0	1/0	3	0/0	4

CHAPMAN'S CAREER SPECIAL TEAMS STATISTICS

Year	PUNT RETURNS						KICKOFF RETURNS						Special Teams Tackles	
	Ret.	FC	Yards	Avg.	Long	TD	Ret.	FC	Yards	Avg.	Long	TD		
2000 (Cle.)	1	2	5	5.0	5	0	0	0	0	0	0	0	0	0
Career	1	2	5	5.0	5	0	0	0	0	0	0	0	0	0

HEIGHT	YEAR W/BROWNS
6-2	3rd
WEIGHT	YEAR IN NFL
210	3rd
BIRTHDATE	COLLEGE
Oct. 12, 1977	Colorado
HOW ACQUIRED	
D (5) - '99	



**DARRIN
CHIAVERINI**

84

Wide Receiver

Games Played/Started: 1999 (16/8); 2000 (10/2).

Career Totals: 26 games, 10 starts.

Career Transactions: Selected by the Cleveland Browns in the fifth round, 148th overall, in the 1999 NFL Draft.

Career Highlights: His rookie season in 1999 ranked fifth among NFL rookies in receptions (44) and sixth in receiving yards (487)...Established a career-high and franchise rookie record vs. Jacksonville on Dec. 19, 1999 for receptions in a game, with 10 receptions for 108 yards and 1 touchdown...Made his first career start on Oct. 3, 1999 vs. New England, recording his first NFL reception from QB Tim Couch...Marked his first touchdown reception from Couch on a 12-yard strike on Nov. 21, 1999 vs. Carolina.

Seasonal Reviews

2000: Opened the season as the club's third receiver and appeared in 10 regular-season games with two starting assignments...Totaled 8 receptions for 68 yards and 1 touchdown...Began the season on the opening series with a concussion suffered by Jaguars LB Hardy Nickerson...Saw limited action until starting the next two games Week 3 vs. Pittsburgh with a season-high 5 receptions and Week 4 at Oakland with 2 receptions including a 15-yard TD reception from QB Tim Couch...Played the next four weeks at wide receiver and special teams...Was inactive six of the final eight weeks of the regular season with a nagging knee injury...Game 1 vs. Jacksonville (9/3): On the third play from scrimmage to open the first quarter, was tackled by Jaguars LB Hardy Nickerson on an incomplete pass and suffered a mild concussion...Did not return...Game 2 at Cincinnati (9/10): Played wide receiver and had a key 18-yard reception to the Bengals 5-yard line to set-up the Browns third TD drive...Played special teams...Game 3 vs. Pittsburgh (9/17): Started at wide receiver in place of starter JaJuan Dawson (fractured clavicle)...Led the team with 5 receptions for 26 yards (5.2 avg.), including a long of 10 yards...Added 2 receptions for 17 yards on the Browns second possession, including a 10-yard reception on a second-and-4 as the Browns took an early 14-0 lead...Played special teams...Game 4 at Oakland (9/24): Started at wide receiver with 2 receptions for 24 yards (12.0 avg.), including a 15-yard TD reception on the Browns opening drive...Both receptions were for first downs...Played special teams...Game 5 vs. Baltimore (10/1): Played wide receiver and special teams...Game 6 at Arizona (10/8): Played wide receiver and also on special teams...Game 7 at Denver (10/15): Played wide receiver and also appeared on special teams...Game 8 at Pittsburgh (10/22): Played on special teams...Game 9 vs. Cincinnati (10/29): Inactive (knee)...Game 10 vs. N.Y. Giants (11/5): Inactive (knee)...Game 11 vs. New England (11/12): Inactive (knee)...Game 12 at Tennessee (11/19): Inactive (knee)...Game 13 at Baltimore (11/26): Played wide receiver and also appeared on special teams...Game 14 at Jacksonville (12/3): Inactive (knee)...Game 15 vs. Philadelphia (12/10): Inactive...Game 16 vs. Tennessee (12/17): Played wide receiver and also appeared on special teams.

1999: In his rookie season, was third on the team with 44 receptions and 487 receiving yards and second with 4 TD receptions...Ranked fifth among NFL rookies in receptions (44) and sixth in receiving yards (487), and his receptions were the fifth highest total by a rookie in club history, while his yardage ranked sixth...Appeared in all 16 regular-season games including eight starts at wide receiver replacing the injured WR Leslie Shepherd...Had a breakout second half of the year as 38 of his 44 receptions representing 409 of his 487 yards came in the final seven weeks of the regular season...Established a career-high and franchise rookie record on Dec. 19 vs. Jacksonville for receptions in a game with 10 receptions for 108 yards and 1 touchdown...26 of his 44 receptions were for first downs and 9 of 26 first down receptions came on third

PLAYERS

Veterans

Darin Chiaverini *continued*

down...Started in his first NFL game on Oct. 3 vs. New England and recorded his first NFL reception with a 5-yard reception from QB Tim Couch...Recorded his first TD reception on Nov. 21 vs. Carolina on a 12-yard touchdown pass from Couch...Had TD reception in the final three regular-season games on Dec. 12 at Cincinnati, on Dec. 19 vs. Jacksonville and on Dec. 26 vs. Indianapolis...Had six games with 4 or more receptions...Game 1 vs. Pittsburgh (9/12): In his first NFL game, saw action as the third receiver and on special teams...Returned 2 kickoffs for 35 yards (17.5 avg), including a long of 22 yards...Game 2 at Tennessee (9/19): Saw reserve action with no receptions and also played on special teams...Game 3 at Baltimore (9/26): Saw reserve action with no receptions and also played on special teams...Game 4 vs. New England (10/3): Started at wide receiver in place of Leslie Shepherd (hamstring)...Recorded 2 receptions for 23 yards (11.5 avg.), including a long of 18 yards...Recorded his first NFL reception in his first NFL start at wide receiver with a 5-yard reception from Tim Couch in the first quarter...Connected with Couch for an 18-yard completion late in the fourth quarter...Also played special teams...Game 5 vs. Cincinnati (10/10): Saw reserve action at wide receiver with 1 reception for 10 yards...Also played special teams with 1 tackle...Game 6 at Jacksonville (10/17): Started at wide receiver in place of the injured Leslie Shepherd (hamstring)...Recorded 5 receptions for 45 yards, including a long of 12 yards...Made 2 receptions on the Browns touchdown drive in the second quarter, including a key third-down reception for 12 yards to keep the Browns drive going...3 of his 5 receptions were third-down completions for first downs...Game 7 at St. Louis (10/24): Saw reserve action at wide receiver and also played special teams...Left game in third quarter with a bruised forearm...Game 8 at New Orleans (10/31): Saw action at wide receiver with no catches...Also played special teams...Game 9 vs. Baltimore (11/7): Saw action at wide receiver with no receptions...Also played special teams...Game 10 at Pittsburgh (11/14): Played wide receiver and replaced Leslie Shepherd (calf) with the starting unit in the second half...Had 3 receptions for 44 yards (14.7 avg.), including a long of 23 yards...Collected a 23-yard pass from Couch on the Browns final drive late in the fourth quarter setting the Browns up at midfield as the drive resulted in a game-winning 39-yard field goal by Phil Dawson for a 16-15 win over the Steelers...Game 11 vs. Carolina (11/21): Started at wide receiver replacing Leslie Shepherd (calf)...Recorded 8 receptions for 72 yards, including 1 touchdown...Connected with QB Tim Couch for a 12-yard touchdown late in the fourth quarter for his first career touchdown reception...3 of his receptions were for first downs...Had 5 receptions for 50 yards in the fourth quarter...Game 12 vs. Tennessee (11/28): Started at wide receiver replacing Leslie Shepherd (calf)...Recorded 4 receptions for 51 yards (12.8 avg.), including a long of 18 yards...3 of his 4 receptions were for first downs...Game 13 at San Diego (12/5): Started at wide receiver with 4 receptions for 46 yards (11.5 avg.), including a long of 18 yards...2 of his 4 receptions were third-down receptions for first downs, including an 18-yard reception and a 10-yard grab...Game 14 at Cincinnati (12/12): Started at wide receiver with 4 receptions for 48 yards (12.0 avg.) and 1 touchdown...Recorded his second career NFL touchdown with a 19-yard reception from QB Ty Detmer at 0:49 in the fourth quarter...Game 15 vs. Jacksonville (12/19): Started at wide receiver and established a career-high with 10 receptions for 108 yards and 1 touchdown...Established a franchise rookie record for receptions in a game (10), breaking the mark of Ernie Green (9, vs. N.Y. Giants 12/9/62)...Connected with QB Ty Detmer in the third quarter for a 10-yard touchdown reception, reducing the Jaguars lead to 17-14...On the Browns scoring drive, recorded 3 receptions for 42 yards, including the 10-yard TD grab...Seven of his 10 receptions were for 10 yards or more and, were for first downs...Game 16 vs. Indianapolis (12/26): Started at wide receiver and recorded 3 receptions for 40 yards, including a 28-yard touchdown...Early in the second quarter, provided the Browns a 14-7 lead compliments of a 28-yard touchdown from QB Ty Detmer...2 of his 3 receptions were for first downs.

College: Ranks seventh on the Colorado's career-record list with 97 receptions and eighth with 1,199 yards receiving...Played in 42 games with 19 starts during his four-year collegiate career, totaling 97 receptions for 1,199 yards (12.4 avg.) and 6 TDs...During his senior season named All-Big Twelve Conference Second-Team selection...Recipient of the Buffalo Heart Award, voted on by Buffalo fans and given to the team's Most Valuable Player...Started 10 games, coming off the bench against Iowa State...Caught a career-high 52 passes for 630 yards (12.1 avg.) and 5 touchdowns...Added 10 yards on a reverse...His junior year earned honorable mention All-Big Twelve Conference honors from the coaches, as he was fifth in the league in receptions per game (3.2) and seventh in yards-per-game (41.9)...Played in every game, starting nine contests...Finished second on the Colorado squad with 35 catches for 461 yards (13.2 avg.)...Caught 13 balls on first down (earning 9 first downs), and his 10 third-down receptions (for 8 first downs) led the team...In his

Darrin Chiaverini *continued*

sophomore year, played in 10 games as a reserve, seeing action at the X, Y, Z and slot receiver positions...Caught 7 passes for 61 yards (8.7 avg.) and 1 touchdown...Named the team's Most Improved Player by the coaching staff after the season...His freshman season, played in 10 games, catching 3 passes for 47 yards (15.7 avg.).

Personal: Enjoys being in the community and has taken part in several initiatives including supporting the Muscular Dystrophy Association (MDA), the Taste of the NFL and the Cleveland Browns Foundation Tailgate Party and Golf Outing...Majored in communications...Last name is pronounced "shew-er-re-knee"...Uncle, Tony Chiaverini, lost by TKO in the seventh round to Sugar Ray Leonard for the middleweight title in the 1980s...Twin brother, Ryan, is eight minutes older than him and joined him on the CU football team in 1998 as a walk-on...Born Oct. 12, 1977 in Orange County, Calif....Earned *Blue Chip Illustrated* and *USA Today* (honorable mention) All-America honors at Corona (Calif.) High...*Prep Football Report* had him on its All-West team, and he was named to the *Tacoma News-Tribune's* Western 100 squad...Also earned First-Team All-Mountain View League, All-Riverside County, All-CIF and All-State accolades...Led the state in receiving as he caught 88 passes for 1,242 yards and 10 touchdowns as a senior, and also rushed 30 times for 330 yards, including 3 scores...Had 178 career receptions for 2,698 yards and 22 touchdowns...Lettered in baseball, as he batted .415 with 25 stolen bases as a junior to earn All-League and All-County honors...Two-time Academic All-Mountain View League choice...He and his wife, Shannon, have a son, Curtis Ryan, and a daughter, Kaylee.

CHIAVERINI'S RECEIVING SINGLE-GAME CAREER HIGHS

RECEPTIONS: 10 vs. Jacksonville (12/19/99)

RECEIVING YARDS: 108 vs. Jacksonville (12/19/99)

RECEIVING TD's: 1 vs. Carolina (11/21/99); at Cincinnati (12/12/99);
vs. Jacksonville (12/19/99) vs. Indianapolis (12/26/99); at Oakland (9/24/00)

LONG RECEPTION: 28t vs. Indianapolis (12/26/99)

CHIAVERINI'S CAREER RECEIVING STATISTICS

Year	Rec.	Yards	Average	Long	TD
1999 (Cle.)	44	487	11.1	28t	4
2000 (Cle.)	8	68	8.5	18	1
Career	52	555	10.7	28t	5

CHIAVERINI'S CAREER SPECIAL TEAMS STATISTICS

Year	Ret.	PUNT RETURNS					KICKOFF RETURNS					Special Teams	
		FC	Yards	Avg.	Long	TD	Ret.	FC	Yards	Avg.	Long	TD	Tackles
1999 (Cle.)	0	0	0	0	0	0	2	-	35	17.5	22	0	1
2000 (Cle.)	0	0	0	0	0	0	0	-	0	0	0	0	0
Career	0	0	0	0	0	0	2	-	35	17.5	22	0	1

PLAYERS

Veterans

STALIN COLINET 93

Defensive Lineman

**HEIGHT**

6-6

WEIGHT

288

BIRTHDATE

July 17, 1974

HOW ACQUIRED

Tr. (Min.) - '99

YEAR W/BROWNS

3rd

YEAR IN NFL

5th

COLLEGE

Boston College

Games Played/Started: 1997 (10/2, 2/2); 1998 (11/3, 2/0); 1999 (14/10); 2000 (16/16).

Career Totals: 51 games, 31 starts.

Postseason Totals: 4 games, 2 starts.

Career Transactions: Originally drafted by the Minnesota Vikings as a third-round choice, 78th overall, in the 1997 NFL Draft...Acquired from Minnesota along with a future draft choice by Cleveland for DT Jerry Ball on Sept. 28, 1999...Signed by Cleveland as an unrestricted free agent on March 1, 2001.

Career Highlights: Recorded first career sack when he caught Charlie Batch at Detroit on Oct. 25, 1998...Established career-highs in 2000 with 32 tackles, 3.5 sacks, 6 passes defensed, 2 forced fumbles and 2 fumble recoveries.

Seasonal Reviews

2000: For the first time in his career started all 16 regular-season games at right defensive tackle and established career-highs with 32 tackles, including 22 solos, and 3.5 sacks for 25 yards, 6 passes defensed, 2 forced fumbles and 2 fumble recoveries...Had a season high 5 tackles at Pittsburgh on Oct. 22...Had one of the finest games of his career on Nov. 12 vs. New England with a career-high 1.5 sacks for 8 yards, 1 forced fumble, 1 recovered fumble, 1 pass defensed and 1 quarterback pressure...His sacks came at Cincinnati on Sept. 10; vs. Baltimore on Oct. 1 and 1.5 vs. New England on Nov. 12...Fumble recoveries came vs. New England on Nov. 12 and at Tennessee on Nov. 19...Forced fumbles came vs. New England on Nov. 12 and at Baltimore on Nov. 26...Game 1 vs. Jacksonville (9/3): Started at right defensive tackle and recorded 1 solo tackle...Game 2 at Cincinnati (9/10): Started at right defensive tackle and recorded 3 tackles, 1 solo, 1 sack of Bengals QB Akili Smith for an 8-yard loss and 1 pass defensed...His fourth quarter sack of QB Smith for an 8-yard loss forced a third-and-18 from the Bengals 18-yard line...Game 3 vs. Pittsburgh (9/17): Started at right defensive tackle with 4 tackles, including 2 solos and 1 pass defensed...Game 4 at Oakland (9/24): Started at right defensive tackle with 1 pass defensed...Left the game in the third quarter (neck strain) and did not return...Game 5 vs. Baltimore (10/1): Started at right defensive tackle and recorded 1 tackle, 1 sack, 2 quarterback pressures on Ravens QB Tony Banks and 1 pass defensed...On the Ravens opening series, recorded a 9-yard sack of Ravens QB Tony Banks at the Ravens 48-yard line forcing a fourth down punting situation...Game 6 at Arizona (10/8): Started at right defensive tackle and recorded 1 solo tackle...Game 7 at Denver (10/15): Started at right defensive tackle and recorded 4 tackles, 2 solos and 1 quarterback pressure on Broncos QB Brian Griese...Game 8 at Pittsburgh (10/22): Started at right defensive end with 5 tackles, including 3 solos and 1 quarterback pressure...Game 9 vs. Cincinnati (10/29): Started at right defensive tackle with 3 tackles, including 2 solos...Game 10 vs. N.Y. Giants (11/5): Started at right defensive tackle with 1 solo tackle and 1 quarterback pressure...Game 11 vs. New England (11/12): Started at right defensive tackle with 1.5 sacks for 8 yards, 1 forced fumble, 1 recovered fumble, 1 pass defensed, 1 quarterback pressure and 1 solo tackle as the Browns defense forced 4 Patriots turnovers...In the second quarter recovered a fumble by Patriots QB Drew Bledsoe at the Browns 31-yard line, which led to a Browns FG and a 13-3 lead...On the first play of the fourth quarter, sacked Bledsoe for a 4-yard loss and forced a fumble which was recovered by Browns DT Marcus Spriggs at the New England 32-yard line, which resulted in a Browns FG and a 19-3 lead...Late in the fourth quarter teamed with LB Lenoy Jones on an 8-yard sack of Bledsoe on a third-and-12 situation...Game 12 at Tennessee (11/19): Started at right defensive tackle with 1 solo tackle and 1 fumble recovered as the defense forced the Titans to turn the ball over a season-high 7 times (4 interceptions and 3 fumbles)...In the third quarter, Titans QB Steve McNair was sacked by Browns DE Keith McKenzie and forced

Stalin Colinet *continued*

a fumble which was recovered by Colinet at the Titans 22-yard line, which resulted in a Browns 38-yard FG and a 10-7 lead...Game 13 at Baltimore (11/26): Started at right defensive tackle with 2 tackles, including 1 solo tackle and 1 forced fumble...Game 14 at Jacksonville (12/3): Started at right defensive tackle with 1 solo tackle...Game 15 vs. Philadelphia (12/10): Started at right defensive tackle with 1 tackle and 1 quarterback pressure...Game 16 vs. Tennessee (12/17): Started at right defensive tackle with 3 solo tackles.

1999: Young, versatile defensive lineman acquired during the regular season from Minnesota who played in 11 regular-season games for Cleveland and earned nine starting assignments...Finished the season with 22 tackles, 12 solos, in 11 games with the Browns...Began the season with Minnesota and played in three games, including one starting assignment at Green Bay on Sept. 26 and totaled 2 solo tackles...Game 1 vs. Atlanta (9/12): Left game briefly with toe injury, but returned in second half...Game 2 vs. Oakland (9/19): Had first tackle for loss of the season and added a QB hurry...Game 3 at Green Bay (9/26): Had 1 tackle and pair of QB hurries...Traded by Minnesota to Cleveland on Sept. 28...Game 4 vs. New England (10/3): Listed as inactive...Game 5 vs. Cincinnati (10/10): Saw reserve action at defensive end with 2 tackles and 1 hit on Bengals QB Akeem Smith...Game 6 at Jacksonville (10/17): Saw action at defensive end with 3 solo tackles...Game 7 at St. Louis (10/24): Started at left defensive end and recorded 1 hit on Rams QB Kurt Warner...Game 8 at New Orleans (10/31): Started at left defensive end with 1 solo tackle and 1 hit on Saints QB Billy Joe Hobert...Game 9 vs. Baltimore (11/7): Started at left defensive end with 4 tackles, including 2 solos...Recorded 2 hits on Ravens QB Tony Banks...Game 10 at Pittsburgh (11/14): Started at left defensive tackle replacing injured Darius Holland (knee), moving from his usual starting position of left defensive end...Had 3 tackles, 1 solo, and 3 hits on Steelers QB Kordell Stewart...Game 11 vs. Carolina (11/21): Started at left defensive tackle and had 2 tackles, including 1 solo tackle...Game 12 vs. Tennessee (11/28): Started at right defensive tackle and had 2 tackles, 1 hit on Titans QB Steve McNair and 1 PBU...Game 13 at San Diego (12/5): Started at right defensive tackle with 1 solo tackle...Left the game in the second quarter with an ankle sprain...Returned briefly for one series in the second half and then did not return...Game 14 at Cincinnati (12/12): Inactive due to ankle injury...Game 15 vs. Jacksonville (12/19): Started at right defensive tackle with 1 solo tackle and 1 hit on Jaguars QB Mark Brunell...Game 16 vs. Indianapolis (12/26): Started at right defensive tackle with 3 tackles, including 2 solos...Also recorded 1 hit on Colts QB Peyton Manning.

1998: Finished fourth on the team with 20 quarterback hurries despite starting only three games...Started three games in a row, vs. Washington (10/18), at Detroit (10/25) and at Tampa Bay (11/1)...Recorded first career sack when he caught Charlie Batch at Detroit (10/25)...Battled ankle and neck injuries throughout season and was inactive for five games...Notched a pair of tackles, a tackle for loss and 3 quarterback hurries in NFC Championship game vs. Atlanta (1/17)...Had 3 tackles, a tackle for loss and 3 quarterback hurries in 50-10 win vs. Jacksonville (12/20)...Posted season-high 5 tackles at Tampa Bay (11/1)...Had season-high 5 quarterback hurries at Detroit (10/25)...Inactive for games vs. New Orleans (11/8), vs. Cincinnati (11/15) and vs. Green Bay (11/22) with sprained ankle...Inactive for games vs. Tampa Bay (9/6) and at St. Louis (9/13) with neck injury.

1997: Started first NFL game vs. Detroit (12/14)...Recorded 3 tackles in first NFL game vs. Buffalo (8/31)...Had 3 tackles and a tackle for loss vs. N.Y. Jets (11/23)...Posted 6 tackles, a tackle for loss and a blocked field goal vs. San Francisco (12/7)...Established career-high 7 tackles in playoff win over N.Y. Giants (12/27)...De-activated for games vs. Chicago (9/7), Green Bay (9/21), Arizona (10/5), Tampa Bay (10/26), and Chicago (11/9)...Drafted in third round (78th overall) by Minnesota in 1997...First player from Boston College chosen in '97 draft...Taken with second highest pick (Mike Mamula, Philadelphia, first round, 1995) used on defensive player from Boston College since '87.

College: First-Team All-Big East in 1996...Received George "Bulger" Lowe Award as outstanding defensive player in New England...Fourth in Big East in sacks (9)...Led Boston College in sacks with 9, rest of team had 10 sacks combined...Led Boston College linemen and was second overall in solo tackles (54).

Personal: Last name pronounced KAWL-i-nay...First-Team All-Catholic League as senior defensive end/tight end at Cardinal Hayes High School in the Bronx in New York, N.Y...Also started for high school basketball team...Spent summer of 1996 as counselor to inner-city children in Boston as part of the "Big East Athletes Care" program...Is currently working with A.C.E.S. (Athletes Committed to Educating Students)...Earned degree in sociology from Boston College in 1996...Very active in community outreach programs including speaking to

PLAYERS

Veterans

Stalin Colinet *continued*

elementary children at Washington Heights, New York and participating in the NFL's United Way PSA shoot in New York...Stalin has assisted in the Taste of the NFL Celebrity Dinner, the Browns Giant Eagle Jr. Training Table to promote healthy eating habits and physical fitness, and grant gifts to children in the Cleveland Metropolitan Housing Authority Christmas Toy Giveaway.

COLINET'S SINGLE-GAME CAREER HIGHS

TACKLES: 6 vs. San Francisco 12/7/97

SOLO: 5 at Tampa Bay 11/1/98

SACKS: 1.5 vs. New England 11/12/00

RECOVERED FUMBLE: 1 vs. New England 11/12/00; at Tennessee 11/19/00

FORCED FUMBLE: 1 (4 times) Latest: at Baltimore 11/26/00

COLINET'S DEFENSIVE STATISTICS

Year	TACKLES			Sacks No/Yds	Int's No/Yds	Passes Def.	Fumbles Rec./For.	Special Teams Tackles
	Total	Solo	Asst.					
1997 (Min.)	21	14	7	0/0	0/0	1	0/1	0
1998 (Min.)	16	11	5	1/0	0/0	2	0/1	0
1999 (Min./Cle.)	24	14	10	0/0	0/0	1	0/0	0
2000 (Cle.)	32	22	10	3.5/25	0/0	6	2/2	0
Career	93	61	32	4.5/25	0/0	10	2/4	0

TIM
COUCH
2



HEIGHT	YEAR W/BROWNS
6-4	3rd
WEIGHT	YEAR IN NFL
227	3rd
BIRTHDATE	COLLEGE
July 31, 1977	Kentucky
HOW ACQUIRED	
D (1) - '99	

Quarterback

Games Played/Started: 1999 (15/14); 2000 (7/7).

Career Totals: 22 games, 21 starts.

Career Transactions: Selected by the Cleveland Browns as the first overall pick in the 1999 NFL Draft.

Career Highlights: Established a career-high 316 yards on 23-of-31 passing in the Browns 23-20 win vs. Pittsburgh on Sept. 17, 2000 for the first win at Cleveland Browns Stadium...Established Browns' all-time rookie records and led all NFL rookie quarterbacks in 1999 in completions (223), attempts (399), yards (2,447), TDs (15) and quarterback rating (73.2)...Became the ninth rookie quarterback since 1952 and the fifth since 1970 to have 10 touchdown passes and a positive TD/Int ratio (15 TDs/13 Int.).

Seasonal Reviews

2000: Started the first seven regular season games completing 137-of-215 passing for 1,483 yards and 7 TDs and 9 interceptions with a 63.7% completion percentage and a 77.3 quarterback rating...Posted a 95.0+ QB rating in the first 3 games in 2000 and ranked second in the AFC, fifth in the NFL in completion percentage (63.7%) at the time of his injury...Established a career-high 316 yards on 23-of-31 passing in the Browns 23-20 win vs. Pittsburgh on Sept. 17 for the first win at Cleveland Browns Stadium...Completed a pass to a career-high 10 different receivers in a 24-7 win at Cincinnati on Sept. 10 as he completed 19-of-31 passes for 259 yards and 2 TDs...Fractured his right thumb in practice on Oct. 19, 2000 and was placed on Reserve-Injured List on Oct. 20, 2000...Had surgery on Oct. 21, 2000 at the Cleveland Clinic by Dr. Thomas Hunt, a Cleveland

Tim Couch *continued*

Clinic Hand Specialist, and Head Team Physician Dr. John Bergfeld...Game 1 vs. Jacksonville (9/3): Completed 19-of-27 passing for 160 yards and one TD...In the second quarter connected with WR JaJuan Dawson on a 13-yard TD reception as Couch was 4-of-5 passing for 55 yards on the 8-play, 67 yard drive (4:02) to tie the game, 7-7...On the first possession in the second half, eluded Jaguars DE Tony Brackens on a third-and-6 for a 31-yard gain...Connected with WR Dawson for an 11-yard gain, and a 24-yard pass to TE Aaron Shea to the Jaguars 11-yard line as Shea fumbled at the Jaguars 11-yard line and recovered by Jaguars LB Lonnie Marts...Completed passes to seven different receivers...Game 2 at Cincinnati (9/10): Completed 19-of-31 passes for 259 yards and 2 TDs and 1 interception in leading the Browns to a 24-7 win at Cincinnati and the opening of Paul Brown Stadium...Completed a pass to a career-high 10 different receivers...Completed 8-of-11 third-down passes for 103 yards and 5 first downs...Opened the game with a 65-yard pass to WR David Patten...On third series, was 3-of-3 for 33 yards on a 7-play, 76-yard TD drive to give the Browns an early 7-0 lead...Connected with TE Mark Campbell on a 5-yard touchdown pass early in the second quarter to give the Browns the 14-7 lead...Was 12-of-21 for 158 yards with 1 TD and 1 interception in the first half...In the third quarter, was 5-of-6 passing for 75 yards and led the Browns on a 9-play 80-yard TD drive, highlighted with a 5-yard TD pass to FB Marc Edwards...Also added 4 rushes for 7 yards (1.8 avg.)...Game 3 vs. Pittsburgh (9/17): Connected on his first 8 passes and finished with 23 completions in 31 attempts for a career-high 316 yards and 2 touchdowns for a game rating of 127.9, the second-best single-game rating of his career (132.2 at New Orleans 10/31/99)...His 79-yard strike to WR Kevin Johnson marked a career-long for both and set up K Phil Dawson's 19-yard field goal with 2:45 remaining for the final margin...Opened the game with a 7-play, 62-yard drive (4:26) featuring a 38-yard pass to WR David Patten and ending with a 2-yard TD pass to TE Aaron Shea...On second drive of the game, led the Browns on a 7-play, 61-yard drive (4:00) culminating with a 21-yard TD pass to FB Marc Edwards...Was 11-of-14 for 113 yards and 2 TDs in the first half...On the first possession in the second half, was 3-of-5 passing and led the club on a 7-play, 30-yard drive, which ended in a 23-yard FG by K Phil Dawson to give the Browns the 17-13 lead...Facing a 3-point deficit late in the third quarter, orchestrated an 11-play, 87-yard drive (5:06) beginning at the Browns 3-yard line opening with a 36-yard strike to TE Aaron Shea, a 36-yard completion to WR David Patten on a third-and-11, and was 5-of-7 passing on the drive which ended with a 28-yard FG by K Phil Dawson and a 20-20 contest...On the final drive, beginning at the Browns 4-yard line, led the Browns on an 8-play, 95-yard drive (4:12), including a 79-yard pass to WR Kevin Johnson to the Steelers 13-yard line, and ended with a K Phil Dawson 19-yard game winning FG...Completed passes to 8 different receivers...Added 1 rush for 3 yards...Game 4 at Oakland (9/24): Completed 16-of-29 passes for 141 yards with 1 TD and 2 interceptions...Opened the game and led the Browns on a 9-play, 77-yard drive (4:43) as he completed 4-of-6 passes, including a 15-yard touchdown pass to WR Darrin Chiaverini...Was 9-of-16 for 90 yards in the first half...Led the Browns on a 9-play, 34-yard scoring drive in the third quarter which ended in a 29-yard FG by K Phil Dawson...Completed passes to 8 different receivers...Game 5 vs. Baltimore (10/1): Completed 20-of-35 for 203 yards and 3 interceptions...In the second quarter, led the Browns downfield with a 38-yard pass to WR David Patten, but was injured (knee) on the throw and returned in the second half...Was 10-of-19 for 115 yards and 2 interceptions in the first half...On first drive of the second half, led the Browns to the Ravens 18-yard line before Ravens LB Ray Lewis ended the drive with an interception at the Baltimore 15-yard line...Led the Browns to the Ravens 4-yard line but the drive ended on downs late in the fourth quarter...Completed passes to 6 different receivers...Game 6 at Arizona (10/8): Completed 16-of-22 passes for 138 yards...Recorded the highest completion percentage of the season by completing 72.7% of his passes and the second highest of his career...Was 7-of-10 for 85 yards in the first half...Connected with WR Dennis Northcutt for 3 first-down completions (19, 15 and 33 yards)...Completed passes to 7 different receivers...Game 7 at Denver (10/15): Completed 24-of-40 passes for 266 yards with 1 touchdown and 3 interceptions...Was eight of 17-of-96 yards in the first half...In the third quarter, led the Browns on an 8-play, 80-yard touchdown drive by completing 6-of-7 passes, including a 3-yard TD pass to RB Travis Prentice...Completed passes to 5 different receivers...His 40 attempts and 24 completions were both season highs...Fractured his right thumb in practice on Oct. 19 and was placed on Reserve-Injured List on Oct. 20...Had surgery on Oct. 21, 2000 at the Cleveland Clinic.

1999: Became starter Week 2 of the regular season and led NFL rookies with 223 completions, 399 attempts for 2,447 yards and 15 TDs...Made his first NFL start on Sept. 19 at Tennessee and completed 12-of-24 passes for 134 yards including his first touchdown pass to rookie WR Kevin Johnson on a 39-yard pass...Had his finest game statistically at New Orleans on Oct. 31 in 21-16 win over Saints on 11-of-19 passing for 193 yards and 3 TDs including the 'Hail-Mary' 56-yard touchdown completion to WR Kevin Johnson as time expired for the

PLAYERS

Veterans

Tim Couch *continued*

franchise's first victory and a QB rating of 132.2...Career highs with 29 completions and 46 attempts vs. Carolina (11/21); 3 TDs at New Orleans (10/31); and completion percentage of 78.3 (18-of-23) at Jacksonville (10/17)...Had touchdown completions in 10 games: at Tennessee (9/19); at Baltimore (9/26); vs. New England (10/3); at Jacksonville (10/17); 3 at New Orleans (10/31); 2 at Pittsburgh (11/14); vs. Carolina (11/21); 2 vs. Tennessee (11/28); at San Diego (12/5); and 2 at Cincinnati (12/12)...Had four games with 200 or more yards passing...Game 1 vs. Pittsburgh (9/12): In his NFL debut replacing Ty Detmer at 10:48 of the fourth quarter, first pass was intercepted by Scott Shields and returned for 12 yards...Attempted 3 passes with no completions...Game 2 at Tennessee (9/19): Made his first NFL start and completed 12-of-24 passes for 134 yards and 1 touchdown...Connected with second-round pick Kevin Johnson for his first touchdown at 2:51 of the third quarter on a 39-yard strike to cut the Browns deficit to 19-9...Touchdown pass to Johnson was the first touchdown for the expansion Browns franchise...Touchdown drive included a scamper of 15 yards by Couch, a 7-yard pass to Leslie Shepherd, a 10-yard rifle to Johnson, and the 7-play 78-yard drive (3:48 drive) concluded with the 39-yard TD to Johnson...Completed 10-of-14 passes for 108 yards in the second half...Rushed for 40 yards on 5 attempts (8.0 avg.), with a long of 15 yards...Game 3 at Baltimore (9/26): Connected on 13-of-32 attempts for 123 yards with 1 touchdown and 1 interception in a 17-10 setback against the Ravens...Also rushed for 49 yards on 6 attempts (8.2 avg.), including a long of 18 yards...Completed 11-yard touchdown pass to WR Kevin Johnson 57 seconds into the fourth quarter to bring the Browns within seven points (17-10)...Conducted a 4-play 83-yard touchdown drive (2:25 drive) featuring a 61-yard screen pass to Terry Kirby to the Baltimore 11-yard line and the 11-yard touchdown strike to Johnson...In the second half, completed 9-of-18 passes for 109 yards and 1 touchdown...Game 4 vs. New England (10/3): Completed 13-of-28 passes for 201 yards, including a 64-yard touchdown to WR Kevin Johnson...The touchdown to Johnson at 4:31 of the first quarter was a 2-play touchdown drive (0:47 drive)...His touchdown completion to rookie WR Kevin Johnson marked the first time in the 1990s an NFL rookie quarterback and wide receiver recorded a touchdown in three consecutive games...The touchdown to Johnson marked the first points in the regular season by the Browns at Cleveland Browns Stadium...Was 7-of-11 for 123 yards and 1 TD in the first half...Also rushed for 11 yards on 3 attempts (3.6 avg.), including a long of 10 yards...Game 5 vs. Cincinnati (10/10): Completed 15-of-27 passes for 164 yards, with a long completion of 24 yards and 1 interception...On second drive of the first quarter, connected with WR Kevin Johnson on consecutive plays with a 24-yard completion on third-and-17 and then a 21-yard strike on first down to move the Browns to the Bengals 25-yard line...Orchestrated second drive for a 9-play, 63-yard drive (3:05 drive) which ended with K Phil Dawson running 4 yards for a touchdown on a fake field goal providing the Browns a 7-6 lead...On the Browns next series, completed a 21-yard pass to FB Marc Edwards and threw a deep ball to WR Kevin Johnson forcing a pass interference play (T. Howard penalized) setting up the Browns with a first-and-goal at the Bengals 2-yard line...Third drive ended with a 1-yard touchdown run by Terry Kirby for a 3-play, 52-yard drive (1:27 drive) and a Browns 14-6 lead...Also ran the ball 1 time for 5 yards...Game 6 at Jacksonville (10/17): Completed 18-of-23 passes for 161 yards, including a 9-yard touchdown pass to Terry Kirby in a 24-7 loss to the Jaguars...Recorded 110.3 QB rating, 18 completions and a career-high completion percentage (78.3%)...His QB rating of 110.3 was the highest QB rating by a Browns rookie, erasing Milt Plum's mark of 106.25 on 12/15/57 vs. N.Y. Giants...Completed his first 9 passes, including 3 third-down completions for a first down...Was 12-of-14 in the first half for 94 yards, including 4 third-down completions for a first down...Orchestrated a 12-play, 70-yard touchdown drive (5:32 drive) in the second quarter and was 6-of-6 passing for 47 yards during the drive which concluded with a 9-yard TD to RB Kirby...Completed passes to six different receivers and had 5 third down completions for a first down...Game 7 at St. Louis (10/24): Completed 22-of-40 passes for 185 yards in a 34-3 loss to the Rams... Completed his 22 passes to six different receivers...Orchestrated the Browns first possession by completing 5-of-7 passes for 44 yards, including 5 consecutive completions, into a 13-play, 51-yard drive, (6:32 drive) which resulted in a Phil Dawson 47-yard field goal...On the Browns second and third possessions, led the team on a 7-play drive to the Rams' 1-yard line and a 13-play drive to the Rams' 3-yard line...Also rushed for 50 yards on 2 carries (25.0 avg.), including a 40-yard dash late in the first half which was the longest run from scrimmage by a Browns quarterback in franchise history...Game 8 at New Orleans (10/31): Led the Browns to club's first victory by completing 11-of-19 passes for 193 yards and 3 touchdowns, including the game-winning 56-yard touchdown pass to WR Kevin Johnson on the final play of the game for the 21-16 victory...His QB rating of 132.2 is the highest single-game rating by a rookie in club history and was the highest by a rookie in 1999 and the highest by an NFL rookie since 10/15/98 (149.6, Charlie Batch, Detroit, 16-19-218, 2 TDs in a 27-20 win vs. Green Bay)...Completed a 27-yard touch-

Tim Couch *continued*

down pass to FB Marc Edwards with 7:37 remaining in the second quarter to tie the game, 7-7...Connected with WR Kevin Johnson in the third quarter with a 24-yard touchdown strike with 8:53 remaining to give the Browns a 14-10 lead...8 of 11 completions were for 10 yards or more...With 3 TD passes tied Bernie Kosar (3 vs. Houston, 12/15/85) for the most touchdowns by a rookie quarterback in team history...Game 9 vs. Baltimore (11/7): Completed 9-of-21 passes for 57 yards, including 1 interception...Also rushed 4 times for 7 yards (1.8 avg.)...Longest completion of the day was a 21-yard toss to RB Terry Kirby...Was replaced by Ty Detmer in the fourth quarter...Game 10 at Pittsburgh (11/14): Completed 18-of-28 passes for 199 yards with 2 TDs and 1 interception...Opened the game with a 5-play, 80-yard touchdown drive (2:35 drive) with 3 consecutive completions (2 receptions by WR Leslie Shepherd of 21 and 10 yards), capped by a 35-yard touchdown strike to WR Kevin Johnson...Was 10-of-13 for 90 yards in the second half including 2 scoring drives in the fourth quarter...Tossed a 4-yard touchdown to FB Marc Edwards with 5:12 remaining in the fourth quarter to cut the deficit to 15-13...Trailing by 3 points with 1:51 remaining in the fourth quarter, led the Browns on a 4-play, 58-yard drive to set up a Phil Dawson 39-yard field goal to win the game 16-15 as time expired...Also rushed 2 times for 15 yards (7.5 avg.)...Completed passes to 7 different receivers...Game 11 vs. Carolina (11/21): Established career highs in completions and attempts by completing 29-of-46 passes for 259 yards with 1 touchdown and 2 interceptions...Completed 8-of-10 passes in the first quarter leading the Browns for two drives resulting in a missed 38-yard field goal and a 23-yard field goal...Was 12-of-18 for 98 yards in the first half...Connected with rookie WR Darrin Chiaverini for a 12-yard touchdown in the fourth quarter...Completed passes to 7 different receivers...Also rushed for 27 yards on 5 attempts (5.4 avg.) and a long of 19 yards...With 259 yards passing, established a franchise rookie single-season passing record for yards in a season (1,676) surpassing Bernie Kosar's, 1,578 in 1985...His 29 completions marked a franchise record for single-game completions by a rookie (surpassing 28, Eric Zeier 11/5/95 vs. Houston), his 259 yards is third in club history for single-game yards by a rookie (310, Eric Zeier 10/29/95 at Cincinnati and Zeier, 273, 11/5/95 vs. Houston) and his 46 passing attempts is tied for second in franchise history for single-game attempts by a rookie (54, Eric Zeier, 11/5/95 vs. Houston and 46, Zeier, 10/29/95 at Cincinnati)...Game 12 vs. Tennessee (11/28): Completed 19-of-35 passes for 262 yards and 2 touchdowns...Concluded the Browns longest scoring drive of the season (15 plays, 86 yards and 8:47) with a 4-yard scamper for his first career rushing touchdown to tie the game 7-7...Connected with RB Terry Kirby on a 78-yard touchdown, the club's longest play from scrimmage in 1999 as the Browns took a 14-7 advantage...Also rushed for 29 yards on 5 attempts (5.8 avg.)...Completed passes to seven different receivers for the third consecutive game...Game 13 at San Diego (12/5): Completed 18-of-29 passes for 184 yards with 1 touchdown and 2 interceptions...Completed his first 4 passes and was 16-of-22 for 160 yards and 1 TD in the first half...With six seconds remaining in the first half, connected with WR Kevin Johnson for a 19-yard touchdown to cut the Chargers lead to 13-10...Also had 1 rushing attempt for 4 yards...Game 14 at Cincinnati (12/12): Completed 16-of-28 passes for 239 yards with 2 touchdowns and 2 interceptions...In the first quarter, orchestrated a 4-play, 58-yard drive (2:18 drive) including a 45-yard pass to WR Ronnie Powell to set up an 8-yard touchdown pass to RB Karim Abdul-Jabbar reducing the Bengals lead to 10-7...In the second quarter, led the Browns on a 5-play, 58-yard drive (1:49 drive) including a 44-yard pass to WR Kevin Johnson to set up a 1-yard touchdown run by RB Terry Kirby as Couch converted on the 2-point conversion by running over left guard Jim Pyne to reduce the Bengals lead to 23-15...Was 11-of-17 for 165 yards in the first half with 1 touchdown...In the third quarter connected with TE Irv Smith for a 16-yard touchdown pass...Completed a pass to 8 different receivers...Game 15 vs. Jacksonville (12/19): Completed 10-of-16 passes for 86 yards...Left the game in the second quarter with a left ankle sprain and did not return...Led the Browns on an 11-play, 68-yard drive (6:04 drive) in the second quarter and was 5-of-6 passing for 45 yards on the drive which ended in a 2-yard touchdown run by RB Terry Kirby, cutting the Jaguars lead to 14-7...Game 16 vs. Indianapolis (12/26): Listed as inactive-third QB with an ankle injury...Did not play.

College: Despite only 24 games as a starter, he shattered Kentucky's career passing records, completing 795-of-1,184 attempts for 8,835 yards and 74 touchdowns...His 8,160 yards in total offense broke the old Kentucky all-time record of 5,456 yards by Bill Ransdell (1983-86)...Junior year All-America First-Team choice by the *Football Writers Association* and Walter Camp, earning Second-Team honors from *Football News* and *Associated Press* and Third-Team accolades from *The Sporting News*...Unanimous All-Southeastern Conference First-Team selection...Finished fourth in voting for the Heisman Memorial Trophy...Led the nation with 400 completions (on 553 attempts) while ranking second in pass completion percentage (72.3), yards (4,275) and touchdowns (36)...Ranked fourth in the NCAA Division 1-A with 4,151 yards in total offense...Threw for at least

PLAYERS

Veterans

Tim Couch *continued*

300 yards and 1 touchdown in every game...His sophomore season named *Football News* All-America honorable mention...*Associated Press* All-SEC Second-Team choice...Named Kentucky Sportsman of the Year by the *Lexington Herald-Leader*...Finalist for the Davey O'Brien Award, given to the nation's top quarterback... Recipient of the AT&T National Long Distance Award, given for leading the nation in passing yardage...Earned SEC & CNN/SI Player of the Week honors vs. Louisville & Alabama...Completed 363-of-547 passes for 3,884 yards and 37 touchdowns...Led the nation in pass attempts, completions, yardage and completion percentage (66.4%)...Second in touchdown passes to Marshall's Chad Pennington, who surpassed Couch for the national TD title only by playing in a 12th regular-season game...Second in total offense nationally with 341.7 yards per game...Finished ninth in the balloting for the Heisman Memorial Trophy...Played in seven games as a true freshman, starting twice...Completed 32-of-84 passes for 276 yards with 1 touchdown and 1 interception.

Personal: Gatorade Circle of Champions Kentucky Player of the Year, adding *USA Today* National Offensive Player of the Year, "Mr. Football" in the state of Kentucky and voted the 1995 Kentucky "Sportsman of the Year" in the *Lexington Herald-Leader* statewide poll of sportswriters and broadcasters at Leslie County (Hyden, Ky.) High...Won the *Associated Press* Kentucky High School Male Athlete of the Year as a junior and senior...Four-year starter, leading the Eagles to a four-year record of 38-13 and berths in the state Class AAA playoff semi-finals his junior and senior years...First-Team All-State his last three seasons and honorable-mention All-State as a freshman...Career totals include 872 completions in 1,372 attempts for 12,104 yards and 133 touchdowns...Set national career records for most pass completions, passing yardage and touchdown passes... Second in pass attempts...The nation's number one quarterback prospect according to several recruiting analysts and publications...Has an exceptionally strong arm and won a summer camp distance contest with a throw of 66 yards...Also played defensive back on occasion...Named the Most Valuable Player while helping lead his team to a 10-0 win in the 1996 Kentucky-Tennessee All-Star Game...Completed 19-of-33 passes for 224 yards and 1 touchdown in the all-star game and also punted for a 45.7 avg....Played on the varsity basketball team since the seventh grade and led the state of Kentucky in scoring as a junior, notching 36 points per game...Top scoring games included 60 and 59 points...Set numerous school records for scoring and three-point shooting...Participated in the DARE program at Leslie County, and made speaking appearances at junior high and elementary schools on the danger of substance abuse...Guest speaker for two youth football leagues (1996-97)...Celebrity guest on the 1997 Children's Miracle Network television show, helping raise approximately \$600,000 for the UK Children's Hospital...Majored in general studies...Brother, Greg, was a quarterback at Eastern Kentucky (1994-96)...Son of Elbert and Janice Couch...Born Timothy Scott Couch on July 31, 1977 in Hyden, Ky...Tim has demonstrated his support and community efforts to abused and neglected children in the Greater Cleveland area through the Providence House and The Cleveland Browns Foundation.

COUCH'S SINGLE-GAME CAREER HIGHS

PASSING ATTEMPTS: 46 vs. Carolina (11/21/99)

COMPLETIONS: 29 vs. Carolina (11/21/99)

PASSING YARDS: 316 vs. Pittsburgh (9/17/00)

PASSING TD's: 3 at New Orleans (10/31/99)

LONG PASS: 79 vs. Pittsburgh (9/17/00)

COMPLETION PERCENTAGE: 78.3% at Jacksonville (10/17/99)

INTERCEPTIONS: 3 vs. Baltimore (10/1/00); at Denver (10/15/00)

RUSHING ATTEMPTS: 6 at Baltimore (9/26/99); vs. Carolina (11/21/99)

RUSHING YARDS: 50 at St. Louis (10/24/99)

LONG RUSH: 40 at St. Louis (10/24/99)

RUSHING TD's: 1 vs. Tennessee (11/28/99)

COUCH'S CAREER PASSING STATISTICS

Year	GP-GS	Att.	Comp.	Pct.	Yards	TD	Int.	Long	Sacks	Yards	Rating
1999 (Cle.)	15-14	399	223	55.9	2,447	15	13	78t	56	359	73.2
2000 (Cle.)	7-7	215	137	63.7	1,483	7	9	79	10	78	77.3
Career	22-21	614	360	58.6	3,930	22	22	79	66	437	74.6

Tim Couch *continued*

COUCH'S CAREER RUSHING STATISTICS

Year	No.	Yards	Avg.	Long	TD
1999 (Cle.)	40	267	6.7	40	1
2000 (Cle.)	12	45	3.8	31	0
Career	52	312	6.0	40	1

COUCH'S 2000 GAME-BY-GAME PASSING

Date	Opponent	Att	Comp	Yds	Pct	TD	Int	LG	Tkd	Rat	Result
9/3	Jac.	27	19	160	70.4	1	0	26	1-7	97.8	7-27 L
9/10	@ Cin.	31	19	259	61.3	2	1	65	1-10	96.0	24-7 W
9/17	Pit.	31	23	316	74.2	2	0	79	0-0	127.9	23-20 W
9/24	@ Oak.	29	16	141	55.2	1	2	16	2-12	51.1	10-36 L
10/1	Bal.	35	20	203	57.1	0	3	38	0-0	38.2	0-12 L
10/8	@ Ari.	22	16	138	72.7	0	0	33	1-2	88.8	21-29 L
10/15	@ Den.	40	24	266	60.0	1	3	37	5-47	56.9	10-44 L
10/22	@ Pit.			Injured Reserve - Thumb							
10/29	Cin.			Injured Reserve - Thumb							
11/5	N.Y.G.			Injured Reserve - Thumb							
11/12	N.E.			Injured Reserve - Thumb							
11/19	@ Ten.			Injured Reserve - Thumb							
11/26	@ Bal.			Injured Reserve - Thumb							
12/3	@ Jac.			Injured Reserve - Thumb							
12/10	Phi.			Injured Reserve - Thumb							
12/17	Ten.			Injured Reserve - Thumb							
Totals		215	137	1,483	63.7	7	9	79	10-78	77.3	

COUCH'S 2000 GAME-BY-GAME RUSHING

Date	Opponent	Att	Yds	Avg.	LG	TD
9/3	Jac.	2	32	16.0	31	0
9/10	@ Cin.	4	7	1.8	12	0
9/17	Pit.	1	3	3.0	3	0
9/24	@ Oak.	3	3	1.0	2	0
10/1	Bal.	0	0	0.0	0	0
10/8	@ Ari.	1	1	1.0	1	0
10/15	@ Den.	1	-1	-1.0	-1	0
10/22	@ Pit.			Injured Reserve - Thumb		
10/29	Cin.			Injured Reserve - Thumb		
11/5	N.Y.G.			Injured Reserve - Thumb		
11/12	N.E.			Injured Reserve - Thumb		
11/19	@ Ten.			Injured Reserve - Thumb		
11/26	@ Bal.			Injured Reserve - Thumb		
12/3	@ Jac.			Injured Reserve - Thumb		
12/10	Phi.			Injured Reserve - Thumb		
12/17	Ten.			Injured Reserve - Thumb		
Totals		12	45	3.8	31	0

PLAYERS

Veterans

Tim Couch *continued*

COUCH'S 1999 GAME-BY-GAME PASSING

Date	Opponent	Att	Comp	Yds	Pct	TD	Int	LG	Tkd	Rat	Result
9/12	Pit.	3	0	0	0.0	0	1	0	1-7	0.0	L 0-43
9/19	@ Ten.	24	12	134	50.0	1	0	39t	7-44	80.9	L 9-26
9/26	@ Bal.	32	13	123	40.6	1	1	61	4-34	49.4	L 10-17
10/3	N.E.	28	13	201	46.4	1	0	64t	4-21	82.6	L 7-19
10/10	Cin.	27	15	164	55.6	0	1	24	3-20	58.3	L 17-18
10/17	@ Jac.	23	18	161	78.3	1	0	22	4-31	110.3	L 7-24
10/24	@ St.L.	40	22	185	55.0	0	2	36	1-7	46.4	L 3-34
10/31	@ N.O.	19	11	193	57.9	3	0	56t	2-12	132.2	W 21-16
11/7	Bal.	21	9	57	42.9	0	1	21	3-24	29.3	L 9-41
11/14	@ Pit.	28	18	199	64.3	2	1	35t	6-38	94.2	W 16-15
11/21	Car.	46	29	259	63.0	1	2	23	1-2	67.2	L 17-31
11/28	Ten.	35	19	262	54.1	2	0	78t	7-34	97.6	L 21-33
12/5	@ S.D.	29	18	184	62.0	1	2	23	6-37	63.0	L 10-23
12/12	@ Cin.	28	16	239	57.1	2	2	45	3-16	79.3	L 28-44
12/19	Jac.	16	10	86	62.5	0	0	17	4-32	76.6	L 14-24
12/26	Ind.										L 28-29
						Did Not Play					
Totals		399	223	2,447	55.9	15	13	78t	56-359	73.2	

COUCH'S 1999 GAME-BY-GAME RUSHING

Date	Opponent	Att	Yds	Avg.	LG	TD
9/12	Pit.	0	0	0.0	0	0
9/19	@ Ten.	5	40	8.0	15	0
9/26	@ Bal.	6	49	8.2	18	0
10/3	N.E.	3	11	3.6	10	0
10/10	Cin.	1	5	5.0	5	0
10/17	@ Jac.	2	36	18.0	27	0
10/24	@ St.L.	2	50	25.0	40	0
10/31	@ N.O.	2	5	2.5	6	0
11/7	Bal.	4	7	1.8	4	0
11/14	@ Pit.	2	15	7.5	8	0
11/21	Car.	6	16	2.7	19	0
11/28	Ten.	5	29	5.8	11	1
12/5	@ S.D.	1	4	4.0	4	0
12/12	@ Cin.	0	0	0.0	0	0
12/19	Jac.	1	0	0.0	0	0
12/26	Ind.					
						Did Not Play
Totals		40	267	6.7	40	1

HEIGHT	YEAR W/BROWNS
6-1	2nd
WEIGHT	YEAR IN NFL
197	2nd
BIRTHDATE	COLLEGE
Nov. 5, 1977	Tulane
HOW ACQUIRED	
D (3b) - '00	



**JAJUAN
DAWSON**

88

Wide Receiver

Games Played/Started: 2000 (2/2).

Career Games: 2 games, 2 starts.

Career Transactions: Selected by the Cleveland Browns in the third round, 79th overall, in the 2000 NFL Draft.

Career Highlights: Recorded his first career NFL touchdown reception in his first career game vs. Jacksonville on Sept. 3, 2000.

Seasonal Reviews

2000: As a rookie started the first two games of the regular season and totaled 9 receptions for 97 yards and 1 touchdown before ending his season with a fractured clavicle Week 2 at Cincinnati on Sept. 10...Recorded his first NFL touchdown reception in his first game in the NFL vs. Jacksonville on Sept. 3...Started at WR against the Jaguars and totaled 6 receptions for 83 yards, including a 13-yard TD strike from QB Tim Couch in the second quarter...Injured his clavicle at Cincinnati early in the third quarter before grabbing 3 receptions for 14 yards...Placed on Reserve-Injured on Sept. 20, 2000...Game 1 vs. Jacksonville (9/3): Made his NFL debut by starting at wide receiver and recorded 6 receptions for 83 yards (13.8 avg.) and a 13-yard TD reception...On Browns scoring drive late in the second quarter, recorded his first NFL reception on a third-down play with a 26-yard reception and also recorded his first NFL TD reception on a 13-yard strike from Couch...Led all NFL rookie receivers in Week 1 with 6 receptions and 83 yards receiving...5 of his 6 receptions were for first downs...Game 2 at Cincinnati (9/10): Started at wide receiver and had 3 receptions for 14 yards (4.7 avg.), including a long of 10 yards...His 10-yard reception early in the third quarter on a third-and-4 to the Bengals 19-yard line helped continue the Browns drive which ended in a 30-yard FG...On the reception left the game (fractured clavicle) and did not return...Game 3 vs. Pittsburgh (9/17): Inactive due to injury (fractured clavicle)...Placed on Reserve-Injured on Sept. 20, 2000.

College: Ranks second in school annals with 234 receptions for 3,048 yards, topped only by Marc Zeno (236 for 3,725 yards, 1984-87)...His 31 touchdown catches broke the old Green Wave career-record of 25 by Zeno...In 1999, All-America Second-Team, All-Conference USA First-Team and Conference USA Offensive Player of the Year by SportsPage.com...Shattered the school season-record with 96 receptions, despite missing the Houston game...That total topped the previous mark of 77 by Marc Zeno in 1987...Gained 1,051 yards (10.9 avg.) with 6 touchdowns...Gained over 100 yards receiving six times...Had at least 10 receptions in five straight contests...Added 328 yards on 14 kickoff returns (23.4 avg.)...In 1998, Second-Team All-Conference USA selection...Started all year, catching 68 passes for 947 yards (both sixth-best on the school's season-record list) for a 13.9-yard average and 12 touchdowns...Only Marc Zeno (13 in 1987) had more touchdown grabs in a season for Tulane... Had at least 100 yards receiving in five contests...In 1997, First-Team All-Conference USA selection, despite having his huge season cut short by broken ankle in first quarter vs. Southwestern Louisiana (eighth game)...In only 29 quarters of action, he snatched 52 passes for 839 yards (16.1 avg) and 10 touchdowns...In 1996, reserve receiver, playing in every game...Fourth on the team with 18 catches for 211 yards (11.7 avg.) and 1 touchdown...Redshirted as a freshman in 1995.

Personal: Very active in the Cleveland community with assisting in team functions including The Cleveland Browns Foundation Tailgate Party and Golf Outing and the Taste of the NFL Celebrity Dinner...Also has worked with initiatives including speaking to young adults about HIV and AIDS awareness and school visits promoting nutritional eating habits and physical fitness...Two-time All-District and All-Region selection as a defensive back

PLAYERS

Veterans

JaJuan Dawson *continued*

at H.L. Bourgeois (Gibson, La.) High...Rushed for 700 yards and 8 touchdowns during career...Passed for 1,453 yards and 7 scores...Had 46 tackles and 2 interceptions... Member of National Honor Society and Who's Who Among American High School Students...Outstanding basketball player, earning All-District honors and finishing as school's eighth all-time leading scorer with 1,023 points...Team captain in both football and basketball...Also a member of relay units in track...Named to academic all-state team...Business major...Son of Frederick and Susan Dawson...Born JaJuan LaTroy Dawson on Nov. 5, 1977 in Houston, Texas...Resides in Gibson, La.

DAWSON'S RECEIVING SINGLE-GAME CAREER HIGHS

RECEPTIONS: 6 vs. Jacksonville (9/3/00)
RECEIVING YARDS: 83 vs. Jacksonville (9/3/00)
RECEIVING TD's: 1 vs. Jacksonville (9/3/00)
LONG RECEPTION: 26 vs. Jacksonville (9/3/00)

DAWSON'S RECEIVING STATISTICS

Year	No.	Yards	Avg.	Long	TD
2000 (Cle.)	9	97	10.8	26	1
Career	9	97	10.8	26	1

PHIL
DAWSON
4

Kicker



HEIGHT
5-11

WEIGHT
190

BIRTHDATE
Jan. 23, 1975

HOW ACQUIRED
FA-'99

YEAR W/BROWNS
3rd

YEAR IN NFL
3rd

COLLEGE
Texas

Games Played/Started: 1998 (0/0); 1999 (15/0); 2000 (16/0).

Career Totals: 31 games, 0 starts.

Career Transactions: Signed by Raiders as free agent in April 1998...Claimed by the New England Patriots off waivers Aug. 21, 1998...Placed on practice squad Aug. 31, 1998...Signed by Cleveland as a free agent March 25, 1999.

Career Highlights: Established career highs in 2000 by connecting on 14-of-17 field goal attempts and finished with 59 points (17 PATs and 14 FGs)...Nailed 39-yard attempt as time expired to lift the Browns over Steelers, 16-15, at Pittsburgh on Nov. 14, 1999...Connected on his first NFL field-goal attempt, making good from 41 yards against the Tennessee Titans on Sept. 26, 1999...Scored his first NFL touchdown on a 4-yard fake field-goal attempt against the Cincinnati Bengals on Oct. 10, 1999.

Season Reviews

2000: In his second season with the Browns, connected on 14-of-17 field goal attempts in 2000 and finished with a career-high 59 points (17 PATs, and 14 FGs)...Game 1 vs. Jacksonville (9/3): Converted on one PAT...Added 2 kickoffs, 1 touchback and 1 kickoff to the Jaguars 4-yard line...Game 2 at Cincinnati (9/10): Converted 3 PAT...Connected on 30-yard FG to increase the Browns lead to 17-7...2 of his 5 kickoffs were received in the end zone...Game 3 vs. Pittsburgh (9/17): Converted all 3 FG attempts of 23, 28 and 29 yards and connected on both PATs...Accounted for all of the Browns points in the second half, including 2 key FGs in the fourth quarter...Handled all 6 Browns kickoff attempts, with 3 of the 6 inside the Steelers 5-yard line...Game 4 at Oakland (9/24): Completed a 29-yard FG and was wide right on a 42-yard attempt...Attempted an onside kick in the first quarter, recovered by Oakland...His 2 other kickoffs both sailed 7 yards deep in the

Phil Dawson *continued*

end zone...Game 5 vs. Baltimore (10/1): Booted his lone kickoff for a touchback...Game 6 at Arizona (10/8): Converted on all 3 PATs...Missed wide right on a 42-yard FG attempt at the end of the first half...Game 7 at Denver (10/15): Connected on 1 PAT and a 45-yard FG, which was his longest this season...Game 8 at Pittsburgh (10/22): Missed wide left on a 42-yard FG attempt...Game 9 vs. Cincinnati (10/29): Connected on an 18-yard FG...Game 10 vs. N.Y. Giants (11/5): Connected on a 19-yard FG...Game 11 vs. New England (11/12): Established a career-high with 4 FGs and 13 points...Connected on 4 FGs (39, 43, 35, 35) as the Browns never trailed in a 19-11 win over the Patriots...Had a field goal in each of the four quarters...Also recorded 1 special teams tackle...Game 12 at Tennessee (11/19): Connected on one PAT and a 38-yard FG...Game 13 at Baltimore (11/26): Converted 1 PAT...Game 14 at Jacksonville (12/3): Had 1 kickoff and 1 special teams tackle...Game 15 vs. Philadelphia (12/10): Connected on a 29-yard FG and all 3 PATs...Game 16 vs. Tennessee (12/17): Had 1 kickoff.

1999: Earned the place kicking job in training camp fending off competition from Chris Boniol and Danny Kight...Totaled 54 points during the 1999 season by converting 24-of-25 PATs and 8-of-12 field goals...Appeared in his first NFL game on Sept. 19 at Tennessee and scored the first points for the Browns franchise by converting his first NFL field goal attempt on a 41-yard field goal in the second quarter...Scored the Browns first rushing touchdown of the season and in Cleveland Browns Stadium on a 4-yard touchdown run on a fake field-goal attempt on Oct. 10 vs. Cincinnati...Converted a 39-yard field goal as time expired to provide Browns a 16-15 win at Pittsburgh on Nov. 14...Was 3-of-5 from 30-39 yards and 3-of-5 from 40-49 yards...Game 1 vs. Pittsburgh (9/12): DNP...Game 2 at Tennessee (9/19): Converted on his first attempt of the season with a 41-yard field goal at 6:50 of the second quarter...Field goal was the first points scored for the Browns franchise under Alfred Lerner and Carmen Policy...The 41-yard field goal was his first field goal of his NFL career...Game 3 at Baltimore (9/26): Connected on his second field-goal attempt with a 49-yard field goal with 13:19 elapsed in the third quarter to put the Browns on the scoreboard and reduce the Ravens lead to 10-3...Game 4 vs. New England (10/3): Missed wide right on a 38-yard attempt following the Browns second possession in the first quarter...Game 5 vs. Cincinnati (10/10): Scored the Browns first rushing touchdown of the season and first Browns rushing touchdown at Cleveland Browns Stadium with a 4-yard touchdown run on a fake field-goal attempt at 13:46 of the second quarter...Also converted on a 33-yard field goal at 14:09 of the fourth quarter to give the Browns a 17-12 lead...Totaled 11 points (touchdown run, 2 PAT, 1 FG)...Made 1 tackle on special teams...Game 6 at Jacksonville (10/17): Connected on 1 PAT with no FG attempts...Game 7 at St. Louis (10/24): Connected for a 47-yard field goal with 17 seconds remaining in the first quarter...Game 8 at New Orleans (10/31): Missed on a 46-yard field goal attempt wide left...Converted all 3 PATs...Game 9 vs. Baltimore (11/7): Connected on a 25-yard field goal with 18 seconds remaining in the first quarter, cutting the Ravens lead to 7-3...Kicked an onside kickoff 17 yards which was recovered by the Browns Raymond Jackson at the Browns 47-yard line in the second quarter...Had a PAT blocked in the fourth quarter by Ravens DE Rob Burnett...Also made 1 special teams tackle...Game 10 at Pittsburgh (11/14): Converted 1 PAT...Nailed a 39-yard field goal kicking into the wind on the final play of the game to give the Browns a 16-15 win over the Steelers...Game 11 vs. Carolina (11/21): Attempted 2 field goals, missing a 38-yard attempt wide right in the first quarter and converting on a 23-yard attempt in the first quarter...Converted 2 PATs...Recorded 1 special teams tackle...Game 12 vs. Tennessee (11/28): Converted 3 PATs...Game 13 at San Diego (12/5): Connected on 1-of-2 field goal attempts and made 1 PAT...Gave the Browns an early 3-0 lead with a 33-yard field goal 9:30 into the first quarter...Missed on his second attempt on a 45-yard field goal attempt wide right in the second quarter...Game 14 at Cincinnati (12/12): Connected on 2 PATs...Game 15 vs. Jacksonville (12/19): Converted on 2 PATs...Game 16 vs. Indianapolis (12/26): Connected on 4 PATs.

1998: Claimed off waivers by New England from Oakland on Aug. 21, 1998...Spent the 1998 season on the New England Patriots practice squad.

College: Four-year letterman at Texas...Earned First Team All-America, All Big 12 honors following senior season in 1997...As a junior in 1996, First-Team All-America by *Pro Football Weekly*, All-Big 12 after leading conference and finishing in the top 10 in the nation with 1.6 field goals per game...Posted 108 points in 12 games for the Longhorns...Hit 19-of-24 field goals...Nailed a career-long 53-yard field goal against Texas Tech...Led the team in scoring in 1995...Earned Honorable Mention All-America honors as a sophomore...Made 4 field goals of 50 or more yards including a 52-yarder in the Sugar Bowl...Named *Dallas Morning News*' SWC Offensive Player of the Week following a 50-yard field goal that beat Virginia...Tied Texas record for consecutive PAT's

PLAYERS

Veterans

Phil Dawson *continued*

made with 54...Scored a career-high 13 points against Rice...Scored 80 points as a redshirt freshman in 1994...SWC's top kicker and the nation's top freshman kick scorer...Redshirted in 1993.

Personal: Born in West Palm Beach, Fla....Attended Lake Highlands High in Dallas, Texas...Ranked top placekicker in Texas as a senior...All-America and Southwest Region Offensive Player of the Year by *SuperPrep*...Hit 18-of-24 field goals as a senior...Also started at tackle...Makes his off-season home in Flower Mound, Texas with his wife, Shannon and son, Dru...Very involved in Cleveland community by dedicating his time visiting children at various hospitals, including the Cleveland Clinic Foundation Children's Hospital, Rainbow Babies and Children's Hospital, and University Hospital...Also serves as the spokesperson for the Children's Miracle Network.

DAWSON'S SINGLE-GAME CAREER HIGHS

SCORING: MOST POINTS SCORED: 11 vs. Pittsburgh 9/17/00 (3 FG/2 PAT), vs. Cincinnati 10/10/99 (1 TD/2 PAT/1 FG)

FIELD GOALS: NUMBER ATTEMPTED: 4 vs. New England 11/12/00

NUMBER MADE: 4 vs. New England 11/12/00

LONGEST ATTEMPT: 49 at Baltimore 9/26/99

LONGEST MADE: 49 at Baltimore 9/26/99

LONGEST FG MADE STREAK: 8 (10/29/00 vs. Cincinnati to present)

PATS: NUMBER ATTEMPTED: 4 vs. Indianapolis 12/26/99

NUMBER MADE: 4 vs. Indianapolis 12/26/99

CONSECUTIVE PATS MADE: 32 (11/14/99 at Pittsburgh to present)

DAWSON'S CAREER STATISTICS

Year	1-19	20-29	30-39	40-49	50+	Total	Pct.	Long	PAT's	Points
1999 (Cle.)	0-0	2-2	3-5	3-5	0-0	8-12	.667	49	24-25	54
2000 (Cle.)	3-3	4-4	5-5	2-5	0-0	14-17	.824	45	17-17	59
Totals	3-3	6-6	8-10	5-10	0-0	22-29	.759	49	41-42	113

DAWSON'S 2000 GAME-BY-GAME STATISTICS

Date	Opp.	1-19	20-29	30-39	40-49	50+	Total	Pct.	Long	PAT's	Points
9/3	Jac.	0-0	0-0	0-0	0-0	0-0	0-0	-	-	1-1	1
9/10	@ Cin.	0-0	0-0	1-1	0-0	0-0	1-1	1.000	30	3-3	6
9/17	Pit.	1-1	2-2	0-0	0-0	0-0	3-3	1.000	28	2-2	11
9/24	@ Oak.	0-0	1-1	0-0	0-1	0-0	1-2	.500	29	1-1	4
10/1	Bal.	0-0	0-0	0-0	0-0	0-0	0-0	-	-	0-0	0
10/8	@ Ari.	0-0	0-0	0-0	0-1	0-0	0-1	.000	-	3-3	3
10/15	@ Den.	0-0	0-0	0-0	1-1	0-0	1-1	1.000	45	1-1	4
10/22	@ Pit.	0-0	0-0	0-0	0-1	0-0	0-1	.000	-	0-0	0
10/29	Cin.	1-1	0-0	0-0	0-0	0-0	1-1	1.000	18	0-0	3
11/5	N.Y.G	1-1	0-0	0-0	0-0	0-0	1-1	1.000	19	0-0	3
11/12	N.E.	0-0	0-0	3-3	1-1	0-0	4-4	1.000	43	1-1	13
11/19	@ Ten.	0-0	0-0	1-1	0-0	0-0	1-1	1.000	38	1-1	4
11/26	@ Bal.	0-0	0-0	0-0	0-0	0-0	0-0	-	-	1-1	1
12/3	@ Jac.	0-0	0-0	0-0	0-0	0-0	0-0	-	-	0-0	0
12/10	Phi.	0-0	1-1	0-0	0-0	0-0	1-1	1.000	29	3-3	6
12/17	Ten.	0-0	0-0	0-0	0-0	0-0	0-0	-	-	0-0	0
Totals		3-3	4-4	5-5	2-5	0-0	14-17	.824	45	17-17	59

Phil Dawson *continued*

DAWSON'S 1999 GAME-BY-GAME STATISTICS

Date	Opp.	1-19	20-29	30-39	40-49	50+	Total	Pct.	Long	PAT's	Points
9/12	Pit.	0-0	0-0	0-0	0-0	0-0	0-0	-	-	0-0	0
9/19	@ Ten.	0-0	0-0	0-0	1-1	0-0	1-1	1.000	41	1-1	4
9/26	@ Bal.	0-0	0-0	0-0	1-1	0-0	1-1	1.000	49	1-1	4
10/3	N.E.	0-0	0-0	0-1	0-0	0-0	0-1	.000	-	1-1	1
10/10	Cin.	0-0	0-0	1-1	0-0	0-0	1-1	1.000	33	2-2	11 *
10/17	@Jac.	0-0	0-0	0-0	0-0	0-0	0-0	-	-	1-1	1
10/24	@St.L.	0-0	0-0	0-0	1-1	0-0	1-1	1.000	47	0-0	3
10/31	@N.O.	0-0	0-0	0-0	0-1	0-0	0-1	.000	-	3-3	3
11/7	Bal.	0-0	1-1	0-0	0-0	0-0	1-1	1.000	25	0-1	3
11/14	@Pit.	0-0	0-0	1-1	0-0	0-0	1-1	1.000	39	1-1	4
11/21	Car.	0-0	1-1	0-1	0-0	0-0	1-2	.500	23	2-2	5
11/28	Ten.	0-0	0-0	0-0	0-0	0-0	0-0	-	-	3-3	3
12/5	@S.D.	0-0	0-0	1-1	0-1	0-0	1-2	.500	33	1-1	4
12/12	@Cin.	0-0	0-0	0-0	0-0	0-0	0-0	-	-	2-2	2
12/19	Jac.	0-0	0-0	0-0	0-0	0-0	0-0	-	-	2-2	2
12/26	Ind.	0-0	0-0	0-0	0-0	0-0	0-0	-	-	4-4	4
Totals		0-0	2-2	3-5	3-5	0-0	8-12	.667	49	24-25	54

*Rushed for a 4-yard touchdown on a fake field goal.

Special teams tackles: 1999 (3): 1 vs. Cincinnati 10/10; vs. Baltimore 11/7; vs. Carolina 11/21; 2000 (3): 1 vs. New England 11/12; at Tennessee 11/19; at Jacksonville 12/3.

HEIGHT

6-0

YEAR W/BROWNS

3rd

WEIGHT

194

YEAR IN NFL

10th

BIRTHDATE

Oct. 30, 1967

COLLEGE

Brigham Young

HOW ACQUIRED

Tr. (S.F.) - '99



**TY
DETMER**

11

Quarterback

Games Played/Started: 1992 (0/0); 1993 (3/0); 1994 (0/0); 1995 (4/0); 1996 (13/11); 1997 (8/7); 1998 (16/1, 2/0); 1999 (5/2); 2000 (IR).

Career Totals: 49 games, 21 starts.

Postseason Totals: 2 games, 0 starts.

Career Transactions: Originally selected by the Green Bay Packers in the ninth round, 230th overall, in the 1992 NFL Draft...Signed by Green Bay as a free agent July 21, 1994...Signed by Philadelphia as unrestricted free agent March 7, 1996...Signed by San Francisco as an unrestricted free agent March 12, 1998...Acquired by Cleveland (along with the 49ers' fifth round draft choice in 1999) in trade with San Francisco for fourth- and fifth-round draft choices in 1999 NFL Draft.

Career Highlights: Has played with Green Bay, Philadelphia, San Francisco and Cleveland, totaling 5,445 career passing yards and 31 touchdowns...Heisman Trophy winner out of Brigham Young, where he established 59 NCAA records during collegiate career...Established career-highs on Oct. 27, 1996 vs. Carolina by throwing for 342 yards on 23 of 38 passes and 1 touchdown...Has recorded three 300-yard games in his career.

PLAYERS

Veterans

Ty Detmer *continued*

Seasonal Reviews

2000: Injured his right Achilles in the Browns second preseason contest on Aug. 12 at Chicago and missed the entire regular season due to the Achilles injury...Placed on Reserve-Injured list on Aug. 16.

1999: Opened the season as the starting quarterback and appeared in five games, including two starts... Completed 47-of-91 passes for 548 yards (51.6%) with 4 touchdowns and 2 interceptions...Started on Sept. 12 vs. Pittsburgh and was 6-of-13 for 52 yards...Backup QB to Tim Couch from Week 2-15...Saw reserve action Week 9 vs. Baltimore on Nov. 7 with 7-of-15 for 81 yards with 1 touchdown and 1 interception...Appeared late in the fourth quarter Week 14 at Cincinnati on Dec. 12 and completed 6-of-13 passes for 89 yards including 1 touchdown...In Week 15 vs. Jacksonville on Dec. 19 replaced starting QB Tim Couch late in the second quarter after Couch suffered a left ankle sprain and completed 13-of-24 passes for 153 yards, including 1 touchdown...Started Week 16 vs. Indianapolis on Dec. 26 with 15-of-26 for 173 yards and 1 touchdown...Game 1 vs. Pittsburgh (9/12): Starting quarterback for Browns first NFL game since Dec. 24, 1995...Completed 6 passes in 13 attempts for 52 yards with a long of 19 yards, and 1 interception...Game 2 at Tennessee (9/19): Did not play...Game 3 at Baltimore (9/26): Did not play...Game 4 vs. New England (10/3): Did not play...Game 5 vs. Cincinnati (10/10): Did not play...Game 6 at Jacksonville (10/17): Did not play...Game 7 at St. Louis (10/24): Did not play...Game 8 at New Orleans (10/31): Did not play...Game 9 vs. Baltimore (11/7): Replaced starting quarterback Tim Couch in the fourth quarter and completed 7-of-15 passes for 81 yards, including 1 touchdown and 1 interception... Connected with WR Kevin Johnson for a game high 35-yard completion to set up a Browns touchdown...Tossed a 5-yard touchdown pass to RB Terry Kirby late in the fourth quarter...Also had an interception by Ravens cornerback Rod Woodson returned 66 yards for a Ravens touchdown...Game 10 at Pittsburgh (11/14): Did not play... Game 11 vs. Carolina (11/21): Did not play...Game 12 vs. Tennessee (11/28): Did not play...Game 13 at San Diego (12/5): Did not play...Game 14 at Cincinnati (12/12): Replaced starting QB Tim Couch late in the fourth quarter...Completed 6-of-13 passes for 89 yards including 1 touchdown...Orchestrated a 15-play, 93-yard drive (4:02) late in the fourth quarter with 6 passes to 4 different receivers, ending in a 19-yard touchdown pass to WR Darrin Chiaverini...Also rushed 1 time for 2 yards...Game 15 vs. Jacksonville (12/19): Replaced starting QB Tim Couch late in the second quarter after Couch suffered a left ankle sprain...Completed 13-of-24 passes for 153 yards, including 1 touchdown...Conducted a 6-play, 62-yard touchdown drive (2:29), culminating with a 10-yard touchdown pass to WR Darrin Chiaverini, reducing the Jacksonville lead to 17-14 late in the third quarter...On the TD drive, was 3-of-3 passing for 42 yards with all 3 receptions by WR Darrin Chiaverini...Also added 2 rushes for 22 yards (11.0 avg.), including a long of 11 yards...Game 16 vs. Indianapolis (12/26): Started at quarterback replacing Tim Couch (ankle)...Completed 15-of-26 passes for 173 yards and 1 TD...Led the Browns to an early 7-0 lead in the first quarter by orchestrating a 12-play, 53-yard drive (5:47) as Detmer was 4-of-6 on the drive which ended in a 1-yard touchdown run by RB Terry Kirby...Completed a 28-yard touchdown to WR Darrin Chiaverini at 13:56 of the second quarter to give the Browns a 14-7 lead...Was 10-of-19 for 95 yards in the first half...On the first drive in the second half, led the Browns on a 7-play, 60-yard drive (4:13) as Detmer completed both passes and ended the drive with an 8-yard touchdown run to give the Browns a 21-13 lead over the Colts...Increased the Browns lead to 28-19 late in the third quarter with a 7-play, 90-yard drive (4:13) with a 25 yard pass to WR Kevin Johnson and an 8-yard toss to RB Terry Kirby and ended the drive with a 1-yard TD run by Kirby...Completed passes to eight different receivers...Rushed once for an 8-yard touchdown run in the third quarter.

1998: In his first season with the 49ers, started one game and totaled 24 completions in 38 attempts for 312 yards, a 63.2 completion percentage, and 4 TDs...Handled holding duties for field-goal attempts and PATs vs. N.Y. Jets...Took snaps early in the fourth quarter at Washington on Sept. 14...Also handled holding duties for field-goal attempts and PATs at the Redskins...Handled holding duties for field-goal attempts and PATs vs. Atlanta on Sept. 27 and at Buffalo on Oct. 4...Took Steve Young's place midway into the fourth quarter and completed an 11-yard pass at New Orleans (10/11)...Also handled holding duties for field-goal attempts and PATs at the Saints...Handled holding duties for field-goal attempts and PATs Weeks 7-9...Started in place of the injured Steve Young (abdominal strain) and completed 22-of-36 passes for 276 yards at Carolina on Nov. 8...Threw 3 touchdown passes (36, 5, 29) and completed 2-point conversion to Terrell Owens...Also rushed 2 times for 15 yards and handled holding duties for field-goal attempts and PATs vs. the Panthers...Handled holding duties for field-goal attempts and PATs at Atlanta on Nov. 15...Also replaced Steve Young (left knee) for two plays in the third quarter at the Falcons...Handled holding duties for field-goal attempts and PATs vs. New Orleans on Nov. 22...Handled holding duties for field-goal attempts and PATs vs. New York Giants on Nov.

Ty Detmer *continued*

30...Also took snaps on the final drive vs. the Giants...Handled holding duties for field-goal attempts and PATs at Carolina on Dec. 6...Handled holding duties for field-goal attempts and PATs vs. Detroit on Dec. 14...Also took snaps midway through the fourth quarter vs. the Lions...Threw a 25-yard touchdown pass to Irv Smith on a mishandled field-goal attempt at New England on Dec. 20...Also handled holding duties for field-goal attempts and PATs at the Patriots on Dec. 20...Replaced Steve Young at the end of the fourth quarter and handled holding duties for field-goal attempts and PATs vs. St. Louis on Dec. 27.

1997: Played in eight games with Philadelphia and started seven...Completed 134-of-244 passes for 1,567 yards and 7 touchdowns...Carried 14 times for 46 yards and 1 touchdown...Started first six games of the season before being replaced by Rodney Peete...Started one more before stepping aside for Bobby Hoying...Directed 19-play, 80-yard, 9:22 scoring drive in fourth quarter that was capped with 2-yard pass to Freddie Solomon giving Eagles 10-9 win over Green Bay on Sept. 7...Completed 19-of-32 passes for 173 yards and 1 touchdown against Packers...Led Eagles on 5-play, 80-yard drive in 47 seconds to set up failed game-winning field goal attempt at Dallas on Sept. 15...Was 18-of-30 for 184 yards and 1 touchdown against Cowboys...Threw for season-high 298 yards and 2 touchdowns on 28-of-45 passing (both career highs) at Minnesota on Sept. 28...Had streak of 94 consecutive passes without interception end against Vikings...Completed 17-of-27 passes for 246 yards and led Eagles to season-high 449 yards of offense in 24-10 win over Washington on Oct. 5...Started and completed 15-of-27 passes for 202 yards, 1 touchdown and 1 interception before being replaced by Rodney Peete in fourth quarter against Jacksonville on Oct. 12...Did not play against Arizona on Oct. 19 and Dallas on Oct. 26...Returned to starting lineup against San Francisco on Nov. 10 and completed 13-of-31 passes for 137 yards before being replaced by Bobby Hoying...Did not play in final six games, alternating as second and third quarterback.

1996: Played in 13 games, including 11 as a starter for Philadelphia...Posted 7-4 record as starter and led Eagles to 10-6 mark and Wild Card playoff spot...Notched wins in first four starts of career...Finished fourth in NFC with quarterback rating of 80.8...Completed 238-of-401 passes for 2,911 yards and 15 touchdowns...Took over at quarterback after Rodney Peete suffered torn patella in right knee vs. Dallas on Sept. 30...Made first career start and completed 18-of-33 passes for 170 yards in guiding Eagles to 19-10 win at N.Y. Giants on Oct. 13...Completed 18-of-24 passes for 226 yards and career-high 4 touchdowns to Irving Fryar against Miami on Oct. 20...Most touchdown passes by Eagle quarterback since Randall Cunningham fired 4 at New England (Nov. 4, 1990)...Threw for career-high 342 yards on 23-of-38 passes and 1 touchdown against Carolina on Oct. 27...Earned Miller Lite Player of the Week honors after completing 19-of-33 passes for 217 yards and 1 touchdown and adding first career rushing touchdown from 6 yards in posting Philadelphia's first win at Dallas on Nov. 3 since 1991...Was 26-of-44 for 315 yards and 2 touchdowns against Buffalo on Nov. 10...Completed 21-of-38 passes for 322 yards at Arizona on Nov. 24...Went 25-of-33 for 284 yards and 3 touchdowns in win over New York Giants on Dec. 1...Threw 3 touchdowns in second half and passed for 198 yards at New York Jets on Dec. 15...Started NFC Wild Card Playoff game at San Francisco on Dec. 29.

1995: Played in four games for Green Bay as backup to Brett Favre...Played in three games as holder on kick placements while regular holder Craig Henrich handled the kicking with Chris Jacke out (hamstring)...Replaced injured Favre (ankle) in second quarter and completed 8-of-15 passes for 81 yards and first career touchdown at Minnesota on Nov. 5...Pulled Packers to 24-24 tie with an 11-point rally before suffering torn ulnar collateral ligament in right thumb in fourth quarter against Vikings...Placed on Injured Reserve list Nov. 7.

1994: Served as Packers second quarterback for five games and NFC Wild Card Game against Detroit on Dec. 31, but did not play...Was third quarterback behind Brett Favre and Mark Brunell for 11 games.

1993: Played in three games as primary backup to Brett Favre...Completed 3-of-5 passes for 26 yards...Made first NFL appearance in season-opener against Los Angeles Rams on Sept. 5 and played sparingly against Tampa Bay on Oct. 24, but did not attempt a pass in either game...Completed first career pass and finished 3-of-5 for 26 yards at Dallas on Oct. 3...Active for both post-season games, but did not play.

1992: In rookie season with Green Bay, was designated third quarterback for 14 games...Backed up Brett Favre against Pittsburgh and Atlanta, while Don Majkowski was sidelined with ankle injury.

College: Set 59 NCAA records during career at BYU, including most touchdown passes (121), most yards passing (15,031), most completions (958), most attempts (1,530) and most yards total offense (14,653)...Earned

PLAYERS

Veterans

Ty Detmer *continued*

Heisman Trophy after throwing for 5,188 yards and 41 touchdowns as junior...Passed for 4,031 yards and 35 touchdowns as a senior...Also received Maxwell Award as nation's top college football player and Davey O'Brien Award as country's top quarterback after junior campaign...Established NCAA record with 12 consecutive 300-yard passing games during junior season...Set school record with 599 yards passing and 6 touchdowns against San Diego State as senior...Graduated with degree in recreation administration.

Personal: Ty Hubert Detmer was born Oct. 30, 1967 in San Marcos, Texas...Earned letters in football, basketball, baseball, golf and track at Southwest High in San Antonio, Texas...Earned All-America and Texas player-of-the-year honors as senior...Coach was father, Sonny...Was all-state in baseball...Brother, Koy, was seventh round draft choice by Philadelphia in 1997...Active participant in Cleveland community with visits to children at Cleveland Clinic Foundation Children's Hospital, Center for Families and Children and hosting the Muscular Dystrophy Association's Gala Fundraiser...Ty and wife, Kim, have four daughters, Kaili, 7, Aubri, 4, Mayci, 2, and Rylli (born Feb. 2, 2001).

DETMER'S SINGLE-GAME CAREER HIGHS

PASSING ATTEMPTS: 45 at Minnesota (9/28/97)

COMPLETIONS: 28 at Minnesota (9/28/97)

PASSING YARDS: 342 vs. Carolina (10/27/96)

PASSING TD's: 4 vs. Miami (10/20/96)

LONG PASS: 57 vs. Green Bay (9/7/97)

COMPLETION PERCENTAGE: 75.8% (25/33) vs. N.Y. Giants 12/1/96

INTERCEPTIONS: 3 (2 times) at Indianapolis 12/5/96, vs. Carolina 11/8/98

RUSHING ATTEMPTS: 7 at N.Y. Jets (12/14/96)

RUSHING YARDS: 20 at N.Y. Giants (8/31/97)

LONG RUSH: 14 at N.Y. Giants (8/31/97)

RUSHING TD's: 1 (three times) Last: vs. Indianapolis (12/26/99)

DETMER'S CAREER PASSING STATISTICS

Year	Att.	Comp.	Pct.	Yards	TD	%	Int.	%	Long	Sack	Yards	Rating
1992 (G.B.)	0	0	0.0	0	0	0	0	0	0	0	0	0
1993 (G.B.)	5	3	60.0	26	0	0	0	0	25	0	0	73.8
1994 (G.B.)	0	0	0.0	0	0	0	0	0	0	0	0	0
1995 (G.B.)	16	8	50.0	81	1	6.3	1	6.3	25	0	0	59.6
1996 (Phi.)	401	238	59.4	2,911	15	3.7	13	3.2	42	27	171	80.8
1997 (Phi.)	244	134	54.9	1,567	7	2.9	6	2.5	57	19	94	73.9
1998 (S.F.)	38	24	63.2	312	4	10.5	3	7.9	36t	5	20	91.1
1999 (Cle.)	91	47	51.6	548	4	4.4	2	2.2	35	4	26	75.7
2000 (Cle.)	Reserve-Injured List											
Career	795	454	57.1	5,445	31	3.9	25	3.1	57	55	311	78.1

DETMER'S CAREER RUSHING STATISTICS

Year	No.	Yards	Avg.	Long	TD
1992 (G.B.)	0	0	0	0	0
1993 (G.B.)	1	-2	-2.0	-2.0	0
1994 (G.B.)	0	0	0	0	0
1995 (G.B.)	3	3	1.0	5	0
1996 (Phi.)	31	59	1.9	9	1
1997 (Phi.)	14	46	3.3	14	1
1998 (S.F.)	8	7	0.9	10	0
1999 (Cle.)	6	38	6.3	11	1
2000 (Cle.)	Reserve-Injured List				
Career	63	151	2.4	14	3

HEIGHT	YEAR W/BROWNS
6-6	1st
WEIGHT	YEAR IN NFL
255	6th
BIRTHDATE	COLLEGE
July 15, 1972	Ohio State
HOW ACQUIRED	
UFA (Oak.) - '01	



**RICKEY
DUDLEY**
82

Tight End

Games Played/Started: 1996 (16/15), 1997 (16/16); 1998 (16/16); 1999 (16/16); 2000 (16/16, 2/2).

Career Totals: 80 games, 79 starts.

Postseason Totals: 2 games, 2 starts.

Career Transactions: Originally drafted by Oakland in the first round (ninth overall selection) of the 1996 NFL Draft...Agreed to terms with Cleveland as an unrestricted free agent on March 30, 2001.

Career Highlights: Started 78 of 80 games...Has 186 career receptions for 2,627 yards and 29 touchdowns...Recorded 3 100-yard receiving games during career...Has 5 career 2-touchdown receiving games.

Seasonal Reviews

2000: (Postseason) Started at tight end in both the AFC Divisional Playoff and the AFC Championship...Caught 1 pass for 7 yards in AFC Championship Game vs. Baltimore on Jan. 14...Did not record a catch in AFC Divisional Playoff vs. Miami on Jan. 6...(Regular Season) Started all 16 regular season games at tight end...Caught 29 passes for 350 yards (12.1 average) and 4 touchdowns...Caught a pass in 14 of 16 games and posted 12 multiple-catch games...Caught 4 passes for 32 yards and 2 TDs vs. Carolina on Dec. 24...Totaled 1 reception for 15 yards at Seattle on Dec. 16...Made 2 catches for 12 yards vs. New York Jets on Dec. 10...Caught 2 passes for 39 yards at Pittsburgh on Dec. 3...Made 1 catch for 11 yards vs. Atlanta on Nov. 26...Tallied 2 receptions for 17 yards at New Orleans on Nov. 19...Caught 2 passes for 44 yards, including a 30-yarder at Denver on Nov. 13...Totaled 4 catches for a season-high 56 yards and 2 TDs vs. Kansas City on Nov. 5...Made 1 catch for 6 yards at San Diego on Oct. 29...Tallied 2 receptions for 21 yards vs. Seattle on Oct. 22...Did not record a reception at Kansas City on Oct. 15 or at San Francisco on Oct. 8...Caught 3 passes for 44 yards vs. Cleveland on Sept. 24...Totaled 1 catch for 13 yards vs. Denver on Sept. 17...Recorded 3 receptions for 35 yards at Indianapolis on Sept. 10...Made 1 catch for 5 yards in season-opener vs. San Diego on Sept. 3.

1999: Started in all 16 games leading the Raiders in touchdown receptions with 9...Finished season tied for third on team in receptions with 39 and second in yards with 555...Ranked third on team and ninth in the AFC in scoring with 54 points...Had 4 receptions for 62 yards and 2 touchdowns vs. Kansas City on Nov. 28...Had at least 1 reception in 14 of 16 contests.

1998: Started 15 of 16 games...Ranked third on Raiders in receptions with 36 catches for 549 yards...5 touchdowns ranked third and 30 points scored ranked fourth on team...Posted 100-yard receiving day with 105 yards on 6 catches and 1 TD at Baltimore on Nov. 8...Was one of only two 100-yard receiving games for a tight end in NFL in 1998...Had 5 catches for 96 yards the following week against Seattle on Nov. 15...Average of 14.4 yards per catch was highest in NFL among non-wide receivers with 20 or more receptions.

1997: Started all 16 games...Recorded 48 catches for 787 yards and 7 touchdown receptions...Posted multiple touchdown performances vs. Kansas City on Sept. 8 and vs. St. Louis on Sept. 28...Had 2 100-plus yard performance, the first vs. St. Louis on Sept. 28 and the second vs. New Orleans on Nov. 9...Caught 4 passes for 90 yards and 2 touchdowns vs. Kansas City on Sept. 8...Made 2 catches for 90 yards including a career and team-high 76-yard reception at Atlanta on Sept. 14...Posted 106 yards receiving on 5 catches, 2 for touchdowns, vs. St. Louis on Sept. 28...Had season-high 6 catches for 68 yards vs. San Diego on Oct. 5...Caught 5 passes for a career-high 116 yards vs. New Orleans on Nov. 9...Snared a team-high 5 receptions for 66 yards and 1 TD vs. Seattle on Dec. 14.

PLAYERS

Veterans

Rickey Dudley *continued*

1996: Started 15 of 16 games as a rookie...Finished fourth on Raiders in receiving yards with 386 on 34 catches...Was second on team with 11.4 yards per catch average...Caught 4 TD passes...Caught at least 1 pass in all but two games...His 386 yards ranks second among first-year Raider tight ends behind only Raymond Chester's 556 yards...Caught first career touchdown vs. San Diego on Sept. 22...Recorded a 62-yard TD reception vs. Detroit on Oct. 13.

College: Two-year letterman in football at Ohio State while also lettering in basketball...All-America Second-Team and All-Big Ten first-team as a senior in 1995...Caught 37 passes for 575 yards (15.5 average) and 7 TDs during senior campaign...Joined football team prior to his junior season...Lettered three years in basketball, averaging 13.3 points and 7.5 rebounds per game.

Personal: Born in Henderson, Texas...Lettered in football and basketball at Henderson High...Texas Class 4A Player of the Year in football as a split end...All-state in basketball, averaging 20.5 points and 10.4 rebounds per game as a senior.

DUDLEY'S SINGLE-GAME CAREER HIGHS

RECEPTIONS: 6, vs. Baltimore 11/8/98

RECEIVING YARDS: 116, vs. New Orleans 11/9/97

RECEIVING TD's: 2, five times, last vs. Carolina 12/24/00

LONG RECEPTION: 76, at Atlanta 9/14/97

DUDLEY'S RECEIVING STATISTICS

Year	Rec.	Yards	Average	Long	TD
1996 (Oak.)	34	386	11.4	62t	4
1997 (Oak.)	48	787	16.4	76	7
1998 (Oak.)	36	549	15.3	32	5
1999 (Oak.)	39	555	14.2	35	9
2000 (Oak.)	29	350	12.1	30	4
Career	186	2,627	14.1	76	29

PERCY
ELLSWORTH
43

Safety



HEIGHT
6-2

YEAR W/BROWNS
2nd

WEIGHT
225

YEAR IN NFL
6th

BIRTHDATE
Oct. 19, 1974

COLLEGE
Virginia

HOW ACQUIRED
UFA (N.Y.G.) - '00

Games Played/Started: 1996 (14/4); 1997 (16/1); 1998 (16/9); 1999 (14/14); 2000 (16/16).

Career Totals: 76 games, 44 starts.

Career Transactions: Originally signed by the Giants as a free agent on April 27, 1996...Signed by Cleveland as an unrestricted free agent on Feb. 18, 2000.

Career Highlights: Made the Giants roster as a rookie free agent in 1996, starting four games and recording 3 interceptions...Set a career high with 6 interceptions for the Giants in 1999...Recorded career-highs in 2000 with 16 starts and 78 tackles with Cleveland.

Seasonal Reviews

2000: In his first season with the Browns, ranked sixth on the club with 78 tackles (52 solos, 26 assists)...Established a career-high 14 tackles, including 10 solos, vs. Baltimore on Oct. 1...Recorded 1 fumble recov-

ery vs. N.Y. Giants on Nov. 5 and returned it 16-yards...Had 1 interception returned 33 yards for a TD at Tennessee on Nov. 19...Game 1 vs. Jacksonville (9/3): Started at free safety and recorded 6 tackles, 3 solos, and 1 pass defended...Game 2 at Cincinnati (9/10): Started at free safety and recorded 1 tackle...Game 3 vs. Pittsburgh (9/17): Started at free safety with 3 tackles, including 2 solos...Part of the secondary which allowed the Steelers offense only 187 yards net passing...Game 4 at Oakland (9/24): Started at free safety with 3 tackles, 2 solos...Game 5 vs. Baltimore (10/1): Started at free safety and led the team with 14 tackles, including 10 solos, establishing a career high...Game 6 at Arizona (10/8): Started at free safety with 3 tackles, including 2 solos...Game 7 at Denver (10/15): Started at free safety...Game 8 at Pittsburgh (10/22): Started at free safety with 5 tackles, including 3 solos, as the defensive secondary held the Steelers to 105 net yards passing...Game 9 vs. Cincinnati (10/29): Started at free safety with 5 tackles, including 4 solos...Game 10 vs. N.Y. Giants (11/5): Started at free safety with 6 tackles, including 5 solos...Recovered a fumble late in the first quarter by Giants RB Ron Dayne at the Browns 48-yard line (forced by LB Wali Rainer) and returned 16 yards to the Giants 36-yard line...Game 11 vs. New England (11/12): Started at free safety with 4 tackles, including 3 solos...Game 12 at Tennessee (11/19): Started at free safety with 4 tackles, including 2 solos, 1 interception for a TD and 1 pass defended as the defense forced the Titans to turn the ball over a season-high 7 times (4 interceptions and 3 fumbles)...In the first quarter deflected a pass by Titans QB Steve McNair intended for WR Chris Sanders which was intercepted by Browns LB Jamir Miller at the Browns 19-yard line, halting a Titans potential scoring drive...On the third play of the second half, intercepted a McNair pass intended for TE Frank Wycheck at the Titans 33-yard line and returned it 33 yards for a TD and an early Browns 7-0 lead...Game 13 at Baltimore (11/26): Started at free safety with 10 tackles, including 6 solos...Game 14 at Jacksonville (12/3): Started at free safety with 5 tackles, including 4 solos...Game 15 vs. Philadelphia (12/10): Started at free safety with 5 tackles, including 2 solos...Game 16 vs. Tennessee (12/17): Started at free safety with 4 tackles, including 3 solos.

1999: Started 14 games, missing two games after suffering a left foot injury vs. New Orleans on Oct. 24...At Dallas on Jan. 2, 2000, started at free safety and finished with a team-high 9 solo tackles...Ran down Emmitt Smith to save a touchdown after a 45-yard gain in the second quarter...Finished with a team-high 11 tackles (4 solo), 1 interception and 2 passes defended vs. Minnesota on Dec. 26...Also played on special teams and tackled Randy Moss for a 4-yard loss on a punt return in the second quarter...Recorded his career-high sixth interception of the season late in the fourth quarter when he stepped in front of WR Matthew Hatchette to pick Jeff George in the end zone...At St. Louis on Dec. 19, had 5 tackles (4 solos)...Recovered Az Hakim fumble, forced by CB Jeremy Lincoln and returned it 15 yards...Finished with 2 tackles (1 solo) and 2 passes defended at Buffalo on Dec. 12...Broke up pass intended for TE Bobby Collins in the second quarter and then broke up pass intended for WR Eric Moulds later in that quarter...On Dec. 5 vs. New York Jets, had 1 solo tackle...Had 5 tackles (3 solo) vs. Arizona on Nov. 28...Returned to starting line-up after missing two games with foot injury at Washington on Nov. 21, finishing second on the team with 8 tackles...Intercepted Brad Johnson in the second quarter and returned it 26 yards to set up the Giants first score of the game, a 44-yard Cary Blanchard field goal...Was de-activated vs. Indianapolis on Nov. 14 as a Friday de-activation due to left foot injury suffered in the third quarter of the New Orleans game...Finished with 2 solo tackles, 1 interception and 1 pass defended vs. New Orleans on Oct. 24...Injured left foot early in the third quarter and left game for four plays until back up safety Shaun Williams pulled hamstring...Returned to intercept Billy Joe Tolliver pass at the New York 7-yard line and returned it 13 yards...Did not return to action after the interception...Had 8 tackles (6 solos) vs. Dallas on Oct. 18...Did not record a tackle at Arizona on Oct. 10...Finished with 2 solo tackles, 1 interception and 1 pass defended vs. Philadelphia on Oct. 3...Intercepted Doug Pederson pass intended for Charles Johnson and returned it 15 yards...Had 5 tackles (2 solos) and 1 pass defended at New England on Sept. 26...Broke up Drew Bledsoe pass attempt for Terry Glenn down left sideline in the second quarter...Glenn got behind Giants defense, but Ellsworth was able to recover and knock pass away...Finished second on team with 12 tackles (9 solos) vs. Washington on Sept. 19...Secondary allowed Brad Johnson to complete 20-of-28 passes for 231 yards and 3 touchdowns...Had 4 tackles (3 solo), team-high 2 interceptions, and tied team-high with 4 passes defended at Tampa Bay on Sept. 12...2 interception outing was the fourth of his career...Interceptions ended Bucs first two drives of the fourth quarter...First interception came on Trent Dilfer pass intended for Dave Moore on the Tampa Bay 29-yard line and was returned 5 yards to set up the Giants only offensive score of the game, a 36-yard field goal...Second interception came on the next drive when Dilfer attempted a pass while scrambling out of bounds, Ellsworth jumped in front of Bret Emmanuel at the New York 49-yard line and returned it

21 yards before being forced out of bounds at the Tampa Bay 31-yard line...Major contributor to defense that was awarded game ball by the coaching staff for the team effort.

1998: Played in all 16 games and made nine starts, finishing with 58 total tackles (42 solos), 10 passes defended and a team-leading 5 interceptions...Returned 2 interceptions for touchdowns (a 20-yard return at San Diego and a 43-yard return vs. Kansas City)...The first Giants player to return 2 interceptions for touchdowns in the same season since Carl Lockhart had two in 1968...Made three starts in place of Tito Wooten (hamstring) at free safety (at San Diego on Sept. 27, at Tampa Bay on Oct. 4 and at Philadelphia on Dec. 27) and five starts in place of Sam Garnes at strong safety (vs. Atlanta on Oct. 11, vs. Arizona on Oct. 18, at Washington on Nov. 1, at Dallas on Nov. 8 and vs. Green bay on Nov. 15)...His other starting assignment was in a special nickel package vs. Dallas on Sept. 21...Had two 2-interception games: at San Diego on Sept. 27 and vs. Kansas City on Dec. 20...His other career 2-interception game was at Arizona on Oct. 12, 1997...In the season-opener vs. Washington on Sept. 6, he broke up a fourth-down pass attempt from QB Trent Green to WR Michael Westbrook late in the fourth quarter to help preserve the Giants 31-24 victory...Was in the starting lineup in a special nickel defense vs. Dallas on Sept. 21 and replaced Wooten at free safety in the second half...Finished with 4 solo tackles, 2 interceptions and 3 passes defended at San Diego on Sept. 27...Picked off a QB Ryan Leaf pass at the Giants 17-yard line to end a Chargers scoring threat early in the second quarter...Ended a San Diego comeback threat in the third quarter when he left his primary coverage spot and made a perfect read to cut in front of WR Bryan Still to pick off a Leaf pass that he returned 20 yards for a touchdown to give the Giants a 28-9 lead...Awarded a defensive game ball by the coaching staff for his effort against the Chargers...Set a single-season high mark with 11 total tackles (8 solos) vs. Atlanta on Oct. 11, breaking his old record of 7 that was set vs. Philadelphia on Oct. 13, 1996...Put the Giants in position for a field goal in the third quarter vs. Arizona on Oct. 18 when he picked off a QB Jake Plummer pass at the Cardinals 47-yard line and returned it to the 40-yard line for a Giants first down...Deflected QB John Elway's desperation pass in the end zone with no time remaining to secure the Giants 20-16 victory vs. Denver on Dec. 13...Took over at free safety in the second quarter vs. Kansas City on Dec. 20 when Wooten left with a hamstring injury...Had his third career 2-interception game and his second of the 1998 season...Hauled in a pass that deflected off WR Derrick Alexander's hands and raced 43 yards for a touchdown on the game's third play from scrimmage...Ended the Chiefs first drive in the second half with his second interception of the afternoon...Named NFC Defensive Player of the Week by the National Football League and awarded a defensive game ball by the coaching staff for his performance.

1997: Majority of his playing time was in nickel and dime situations...Registered 29 total tackles (20 solos) with 4 interceptions, 2 fumble recoveries and 9 passes defended...Also added 5 special teams tackles...Played in all 16 games and the postseason game vs. Minnesota and made one start vs. Baltimore on Sept. 14 when the Giants opened the game in the nickel defense...Against the Ravens, leaped over WR Ryan Yarbrough to intercept a QB Vinny Testaverde bomb at the Giants 21-yard line in the third quarter. The Giants took over and converted the turnover into a 27-yard field goal to take a 23-14 fourth quarter lead...Came in at strong safety in place of Sam Garnes for a series in the third quarter at St. Louis on Sept. 21 when Garnes was getting his injured ankle retaped...Broke up a pass intended for Rams WR Torrance Small from QB Tony Banks on the goal line during a third down play, forcing St. Louis to settle for a field goal during their first scoring drive...Broke up a QB Heath Shuler pass intended for WR Andre Hastings on third-and-7 from the Giants 14-yard line vs. New Orleans on Sept. 28, forcing the Saints to settle for a 32-yard Doug Brien field goal at the end of the second quarter...Finished with 2 interceptions that ended Cardinals drives inside the Giants 20-yard line at Arizona on Oct. 12...In the second quarter, Ellsworth intercepted QB Kent Graham's pass intended for WR Rob Moore at the Giants 10-yard line...In the fourth quarter, he picked off a QB Stoney Case pass intended for WR Frank Sanders at the Giants 2-yard line...The last time that Ellsworth had 2 interceptions in a game was against Danny Kanell when Ellsworth played at Virginia and Kanell was at Florida State...Recovered QB Jeff Blake's fumble at the Bengals 47-yard line vs. Cincinnati on Oct. 26 after LB Jessie Armstead jarred the ball loose during a tackle out of the pocket in the third quarter...Ellsworth raced 24 yards to give the Giants a first down at the 23-yard line to help set up a Giants touchdown that closed the Bengals lead to 21-16...Entered the game at free safety in place of Tito Wooten when Wooten left for a couple of series in the fourth quarter with a sprained ankle at Washington on Nov. 23...Was forced into the game at free safety in place of Wooten in the fourth quarter after Wooten aggravated his sprained left ankle vs. Tampa Bay on Nov. 30...Recovered a fumble at Dallas

Percy Ellsworth *continued*

on Dec. 21 at the Cowboys 44-yard line following a fumbled exchange between QB Troy Aikman and C Clay Shiver in the third quarter...Replaced Wooten late in the fourth quarter vs. Minnesota on Dec. 27 in the Wild Card game after Wooten left with an ankle injury.

1996: Had 45 tackles (36 solos), recovered 1 fumble and tied for second on the team with 9 passes defended, including 3 interceptions...Added 2 special teams tackles...Saw his first regular-season action vs. Washington on Sept. 15 after being inactive for the Giants first two games...Finished with 2 tackles on defense...Rotated at strong safety with Jesse Campbell with Ellsworth seeing the majority of his playing in passing situations at the Jets on Sept. 22...When Tito Wooten left in the third quarter with a fractured right fibula, Ellsworth entered the game at free safety...Started vs. Minnesota on Sept. 29 and vs. Philadelphia on Oct. 13 at free safety in place of Wooten (leg)...Coverage helped hold the Vikings to just 143 yards passing on 13 completions...Helped clear the path during Amani Toomer's 65-yard punt return for a touchdown in the second quarter against the Eagles, getting in front of P Tom Hutton, the last Eagles defender to have a chance at Toomer...Recorded his first NFL interception at Washington on Oct. 20 when he stepped in front of RB Brian Mitchell and picked off a QB Gus Frerotte pass in the first quarter...Came in at free safety in place of Wooten, who left with an injured shoulder in the fourth quarter at Arizona on Nov. 17...After the Giants closed the lead to 28-13, Ellsworth helped prevent the Cardinals from putting the game out of reach by intercepting QB Boomer Esiason in the end zone to end a scoring threat...Recovered a RB LeShon Johnson fumble caused by LB Jessie Armstead at the Cardinals 42-yard line to set up a Giants touchdown that cut the Arizona lead to 28-20...Picked off a Troy Aikman pass intended for Deion Sanders at the Giants 5-yard line with 2:11 remaining vs. Dallas on Nov. 24 to seal the Giants 20-6 victory.

College: Is the first Virginia defensive back ever named a First-Team All-America...Tied for third in school history with 12 passes defended in 1995...His 6 interceptions in 1995 are second most in a season by a safety...His 10 career interceptions are tied for 12th in Virginia history...4 of his interceptions and 8 of his passes broken up came against ACC foes...Had 2 interceptions against Florida State and was named ACC Defensive Back of the Week and national Defensive Player of the Week by *The Sporting News*...Made a team-leading 8 tackles against Maryland in the game that clinched a share of the ACC championship...Started three games as a true freshman in 1992...Also used as a punt returner during his collegiate career...Earned a letter on the Virginia basketball team and helped the Cavaliers advance to the NCAA Elite Eight during his junior season.

Personal: Three-year football letter winner at Southampton High in Drewryville, Va...Two-year starter who played safety, quarterback and running back...Rushed for over 1,000 yards as a senior...McDonald's All-America team nominee in basketball...Born Oct. 19, 1974 in Drewryville, Va...He and his wife Brett, have twin daughters, Christiana and Seana (1)...Lended his support to several charitable organizations including the Make-A-Wish Foundation, Cleveland Food Bank, The Cleveland Browns Foundation.

ELLSWORTH'S SINGLE-GAME CAREER HIGHS

TACKLES: 14 vs. Baltimore (10/1/00)

INTERCEPTIONS: 2, 4 times (Last: at Tampa Bay 9/12/99)

LONG INTERCEPTION RETURN YARDS: 43t vs. Kansas City (12/20/98)

INTERCEPTION RETURN TD's: 1, 3 times (Last: at Tennessee 11/19/00)

PASSES DEFENDED: 4 at Tampa Bay (9/12/99)

ELLSWORTH'S CAREER DEFENSIVE STATISTICS

Year	TACKLES			Sacks No/Yds	Int's No/Yds	Passes Def.	Fumbles Rec./For.	Special Teams Tackles
	Total	Solo	Asst.					
1996 (N.Y.G.)	45	36	9	0/0	3/62	9	1/0	2
1997 (N.Y.G.)	29	20	9	0/0	4/40	9	2/0	5
1998 (N.Y.G.)	58	42	16	0/0	5/92	10	0/0	11
1999 (N.Y.G.)	74	54	20	0/0	6/80	12	1/0	1
2000 (Cle.)	78	52	26	0/0	1/33t	2	1/0	0
Career	284	204	80	0/0	19/307	42	5/0	19

PLAYERS

Veterans

CHRIS
FLOYD
34

Fullback

**HEIGHT**

6-2

WEIGHT

235

BIRTHDATE

June 23, 1975

HOW ACQUIRED

FA - '00

YEAR W/BROWNS

2nd

YEAR IN NFL

4th

COLLEGE

Michigan

Games Played/Started: 1998 (16/2, 1/0); 1999 (13/0); 2000 (12/0).

Career Totals: 41 games, 2 starts.

Postseason Totals: 1 game, 0 starts.

Career Transactions: Selected by New England in the third round, 81st overall, of the 1998 NFL Draft...Signed by New England July 15, 1998...Waived by New England on Nov. 28, 2000...Signed by Cleveland as a free agent on Dec. 1, 2000.

Seasonal Reviews

2000: Joined the Browns late in the season and appeared in the final two regular season games on special teams...Signed by Cleveland as a free agent on Dec. 1, 2000...Game 14 at Jacksonville (12/3): Inactive...Game 15 vs. Philadelphia (12/10): Made his Browns debut on special teams...Game 16 vs. Tennessee (12/17): Played special teams with 1 tackle...Prior to joining the Browns, also played in 10 regular season games for the Patriots before being waived on Nov. 28, 2000...Totaled 1 rush for -1 yard and had 1 reception for 21 yards...Made a key catch at New York Jets on Sept. 11 on third-and-8 which turned into a season-high 21-yard gain setting up a 6-yard TD strike from QB Drew Bledsoe to TE Eric Bjornson...Made 1 special teams tackle at Indianapolis on Oct. 22...Inactive on Oct. 15 vs. Buffalo...Recorded 2 special teams tackles on Nov. 19 vs. Cincinnati.

1999: Played in 13 regular-season games and received limited playing time and finished the year with 12 yards rushing on 6 carries...Credited with 5 special teams tackles...Missed three games due to a sprained left knee injury...Had 3 carries for 9 yards at Cleveland on Oct. 3 and had 1 reception for 11 yards in a 19-7 Patriots win...Sprained his left knee at Kansas City on Oct. 10, which caused him to miss the next three games.

1998: Participated in every game for the Patriots during his rookie season, including two starts in place of an injured Tony Carter...Carried the ball 6 times in three different games for 22 yards and caught 1 pass for 6 yards...Finished sixth on the team with 16 special teams tackles...Made his NFL debut in a reserve role at Denver on Sept. 7, playing mostly on special teams and made his first career special teams tackle...Spelled Carter late in the Patriots 40-10 victory over Kansas City on Oct. 11 and rushed 3 times for 7 yards...Made his NFL starting debut at Miami on Oct. 25 in place of Carter, who missed the game due to a knee injury...Carried the ball 2 times for 14 yards in a 24-21 win over San Francisco on Dec. 20...Playing time was limited to special teams in the playoffs and he recorded 1 tackle at Jacksonville on Jan. 3, 1999.

College: Floyd rushed for 623 yards on 148 carries and caught 14 passes for 125 yards during his collegiate career at Michigan...As a senior rushed for 269 yards and 2 touchdowns on 63 carries (4.3 avg.) and caught 7 passes for 83 yards while starting eight of 11 games to help Michigan claim a share of the national championship...Recipient of the Bob Ufer Award, awarded annually to the Michigan player who shows the most spirit and desire...As a junior appeared in every game and gained 101 yards on 30 carries (3.4 avg.)...And also caught 3 passes for 23 yards...As a sophomore started six of 13 games at fullback and rushed for 182 yards on 48 carries (3.8 avg.)...Added 19 yards on 4 receptions...Appeared in every game as a true freshman and rushed for 71 yards on 7 carries...Played extensively on special teams and collected 7 tackles...Had a career-long 54-yard carry vs. Minnesota and returned a kickoff 10 yards vs. Wisconsin.

Personal: Christopher Michael Floyd was born the son of Gloria Floyd on June 23, 1975 in Detroit, Mich...He attended Cooley High in Detroit and excelled in football, earning *Super Prep* and *Prep Football Report* All-America

Chris Floyd *continued*

honors at fullback...He was rated fourth-best in the nation at his position by the *National Recruiting Advisor*...He rushed for 4,005 yards and 41 touchdowns on 429 carries during his prep career...As a senior he collected all-city, all-metro and all-state honors while rushing for 1,731 yards and 16 touchdowns on 185 carries...Following his senior season, he was selected to play in the All-American Bowl, a national prep all-star game played annually in Allentown, Pa...In addition, he also earned four letters on the prep track team...He earned his degree in sports management and communications at Michigan.

FLOYD'S SINGLE-GAME CAREER HIGHS**RUSHING ATTEMPTS:** 3 vs. Kansas City 10/11/98**RUSHING YARDS:** 14 vs. San Francisco 12/20/98**LONG RUSH:** 10 vs. San Francisco 12/20/98**RECEPTIONS:** 1 (three times) Latest: at N.Y. Jets 9/11/00**RECEIVING YARDS:** 21 at N.Y. Jets 9/11/00**LONG RECEPTION:** 21 at N.Y. Jets 9/11/00**FLOYD'S OFFENSIVE STATISTICS**

Date	RUSHING					RECEIVING					Special Teams
	No.	Yds	Avg.	Lg	TD	No.	Yds	Avg.	Lg	TD	Tackles
1998 (N.E.)	6	22	3.7	10	0	1	6	6.0	6	0	16
1999 (N.E.)	6	12	2.0	6	0	2	16	8.0	11	0	5
2000 (N.E./Cle.)	2	-1	-0.5	-1	0	1	21	21.0	21	0	4
Career	14	33	2.4	10	0	4	43	10.8	21	0	25

HEIGHT

6-0

YEAR W/BROWNS

2nd

WEIGHT

194

YEAR IN NFL

1st

BIRTHDATE


April 12, 1976

COLLEGE

Tulsa

HOW ACQUIRED

FA - '00

**TODD
FRANZ****22****Cornerback****Games Played/Started:** 2000 (2/0).**Career Totals:** 2 games, 0 starts.

Career Transactions: Drafted by Detroit in the fifth round of the 2000 NFL Draft (145th overall)...Waived by Detroit Aug. 27, 2000...Re-signed by Detroit Aug. 28, 2000...Waived by Detroit on Oct. 10, 2000...Signed to practice squad by New Orleans Oct. 12, 2000...Signed to active roster by Cleveland from New Orleans' practice squad Nov. 14, 2000.

Career Highlights: Made his NFL debut vs. Philadelphia on Dec. 10, 2000...Recorded a career-high three tackles vs. Tennessee on Dec. 17, 2000.

Seasonal Reviews

2000: Originally drafted by Detroit in the 2000 NFL Draft...Waived by Detroit and signed by New Orleans to their practice squad on Oct. 12, 2000...Signed by Cleveland to the active roster on Nov. 14, 2000...Was inactive for the first three games before playing in the final two regular-season games with 4 tackles in a reserve role at safety in the nickel defensive package...Also played special teams...Made his NFL debut vs. Philadelphia on Dec. 10 with 1 tackle...Game 12 at Tennessee (11/19): Inactive...Game 13 at Baltimore (11/26): Inactive...Game 14 at Jacksonville (12/3): Inactive...Game 15 vs. Philadelphia (12/10): Made his NFL debut by playing safety in the nickel defensive package with 1 tackle...Also played special teams...Game

PLAYERS

Veterans

Todd Franz *continued*

16 vs. Tennessee (12/17): Played safety in the nickel defensive package with 3 tackles, including 2 solos...Also played special teams.

College: Three-year starter at Tulsa, recording 182 tackles and 5 interceptions during college career...All-WAC First-Team selection as a senior in 1999...Started every game as a senior, ranking third in the WAC with 11 pass deflections and fourth on team with 57 tackles...Intercepted a career-high 3 passes...Registered 7-tackle games vs. UTEP and Fresno State...Recorded 1 sack and 1 interception vs. Oklahoma State...All-WAC Second-Team selection in 1998...Recorded 56 tackles, career-high 13 pass deflections, 2 interceptions, and 1 sack during junior season...Earned WAC Player of the Week honors vs. Wyoming with 9 tackles, 1 sack, and 5 pass deflections...Played in nine games, starting eight, during sophomore season in 1997...Registered 55 tackles and 8 pass deflections...Season-high 9 tackles vs. Missouri and UTEP...Appeared in nine games including three starts as a freshman in 1996...Finished season with 14 tackles and 6 pass deflections...Redshirted during 1995 season.

Personal: Accounting major at Tulsa...Married, wife's name is Tisha...Born Stephen Todd Franz on April 12, 1976 in Enid, Okla...1995 graduate of Weatherford (Okla.) High School...All-state and *Daily Oklahoman* Blue Chip selection as a senior receiver and defensive back...Lettered three times in football and earned four letters in baseball and basketball...Academic All-State pick.

FRANZ'S DEFENSIVE STATISTICS

Year	TACKLES			Sacks No/Yds	Int's No/Yds	Passes Def.	Fumbles Rec./For.	Special Teams Tackles
	Total	Solo	Asst.					
2000 (Cle.)	4	3	1	0/0	0/0	0	0/0	0
Career	4	3	1	0/0	0/0	0	0/0	0

COREY
FULLER
24



Defensive Back

HEIGHT	YEAR W/BROWNS
5-10	3rd
WEIGHT	YEAR IN NFL
205	7th
BIRTHDATE	COLLEGE
May 1, 1971	Florida State
HOW ACQUIRED	
UFA (Min.) - '99	

Games Played/Started: 1995 (16/10); 1996 (16/14, 1/1); 1997 (16/16, 2/2); 1998 (16/16, 2/2); 1999 (16/16); 2000 (15/15).

Career Totals: 95 games, 87 starts.

Postseason Totals: 5 games, 5 starts.

Career Transactions: Originally selected by the Minnesota Vikings in the second round, 55th overall, in the 1995 NFL Draft...Signed as an unrestricted free agent with the Cleveland Browns Feb. 18, 1999.

Career Highlights: His 95 tackles in 1997 included 14 in a game against Detroit on Nov. 16, 1997 - his own personal best and the second most ever by a Vikings defensive back...Started in 43 straight games for Vikings, including playoffs...Recorded his first career interception and first career NFL touchdown (a 12-yard fumble recovery) in the same game Sept. 24, 1995 at Pittsburgh.

Seasonal Reviews

2000: Started 15 games at left corner and led the club with 3 interceptions and 13 passes defended...Also added 45 tackles, including 33 solos...On two occasions established season-highs with 5 tackles vs. Baltimore on Oct. 1 and vs. Tennessee on Dec. 17...Was inactive (shoulder) at Denver on Oct. 15, which snapped a

Corey Fuller *continued*

streak of 60 consecutive starts dating back to the 1996 season with Minnesota and also marked the first game of his NFL career missed due to an injury...Recorded interceptions vs. Pittsburgh on Sept. 17; vs. Baltimore on Oct. 1; and vs. Tennessee on Dec. 17...Had 1 fumble recovery and 1 forced fumble at Tennessee on Nov. 19...Game 1 vs. Jacksonville (9/3): Started at left corner and recorded 4 solo tackles...Game 2 at Cincinnati (9/10): Started at left corner and recorded 3 solo tackles...Game 3 vs. Pittsburgh (9/17): Started at left corner and had 3 solo tackles, 1 pass defended and 1 interception...His third-quarter interception was a key play as the Steelers had already taken a 20-17 lead and started a drive following a Cleveland fumble at the Browns 23-yard line, and on the second play from scrimmage Steelers RB Jerome Bettis attempted a pass intended for WR Hines Ward which was intercepted by Fuller at the Browns 5-yard line stopping the Pittsburgh drive...Part of the secondary which allowed the Steelers offense only 187 yards net passing...Game 4 at Oakland (9/24): Started at left corner and recorded 3 tackles, 2 solos, and 1 pass defended...Game 5 vs. Baltimore (10/1): Started at left corner with 5 tackles, 1 interception and 1 pass defended...In the first quarter was credited with a pass defended on a sideline pattern by Ravens WR Travis Taylor deep in Browns territory and on the next play recorded an interception on a pass intended for Ravens WR Jermaine Lewis at the Browns 6-yard line...Game 6 at Arizona (10/8): Started at left corner and recorded 1 solo tackle and 1 pass defended...Game 7 at Denver (10/15): Inactive (shoulder)...Snapped a streak of 60 consecutive starts dating back to the 1996 season with Minnesota and also marked the first game of his NFL career missed due to an injury...Game 8 at Pittsburgh (10/22): Started at left corner with 1 tackle and 3 passes defended as the defensive secondary held the Steelers to 105 net yards passing...Game 9 vs. Cincinnati (10/29): Started at left corner with 1 tackle...Game 10 vs. N.Y. Giants (11/5): Started at left corner with 2 solo tackles...Game 11 vs. New England (11/12): Started at left corner with 5 tackles, including 3 solos, and 2 passes defended...Game 12 at Tennessee (11/19): Started at left corner with 2 solo tackles, 1 pass defended, 1 forced fumble and 1 fumble recovery as the defense forced the Titans to turn the ball over a season-high 7 times (4 interceptions and 3 fumbles)...In the second quarter tackled Titans TE Erron Kinney, forcing a fumble at the Browns 17-yard line and recovered by Fuller stopping a Tennessee potential scoring drive...Game 13 at Baltimore (11/26): Started at left corner with 3 tackles, including 1 solo, and 1 pass defended...Game 14 at Jacksonville (12/3): Started at left corner with 3 solo tackles...Game 15 vs. Philadelphia (12/10): Started at left corner with 4 solo tackles...Game 16 vs. Tennessee (12/17): Started at left corner with 5 tackles, including 3 solos, 2 passes defended and 1 interception...Early in the fourth quarter, intercepted a pass from Titans QB Steve McNair intended for WR Chris Sanders at the Browns 23-yard line.

1999: Started in all 16 regular-season games and had 82 total tackles, 64 solo, 12 passes defended, 2 fumble recoveries and 1 forced fumble...Started the first two regular-season games at left cornerback before moving to the starting free safety position in Week 3 at Baltimore on Sept. 26 following the injury to starting free safety Tim McTyer (arm)...Established a season-high 8 tackles in Week 1 vs. Pittsburgh on Sept. 12...Forced a fumble vs. New England on Oct. 3...Recovered 1 fumble at New Orleans on Oct. 31 and vs. Jacksonville on Dec. 19...Game 1 vs. Pittsburgh (9/12): Started at left cornerback and recorded 8 tackles...Game 2 at Tennessee (9/19): Started at left cornerback and recorded 7 tackles, including 4 solos and 3 assists...Also contributed with 3 passes broken up...Game 3 at Baltimore (9/26): Moved from his normal left corner position and started at free safety following the injury to FS Tim McTyer (arm)...Recorded 4 tackles, including 2 solos and 2 assists...Secondary allowed only 165 yards passing in 17-10 setback against the Ravens...Game 4 vs. New England (10/3): Started at free safety and recorded 4 tackles, including 3 solos, and 1 pass broken up...During the second quarter, tackled Patriots Terry Glenn following a 41-yard reception and forced a fumble which was recovered by Ryan McNeil...Game 5 vs. Cincinnati (10/10): Started at free safety and made 7 solo tackles...Game 6 at Jacksonville (10/17): Started at free safety and recorded 4 solo tackles...Game 7 at St. Louis (10/24): Started at free safety with 3 tackles, including 2 solos...Game 8 at New Orleans (10/31): Started at free safety and recorded 6 tackles, including 5 solos, and 1 pass broken up...Also recovered a fumble by Saints RB Ricky Williams as Hurvin McCormack stripped Williams of the ball which Fuller recovered at the Saints 36-yard line...Game 9 vs. Baltimore (11/7): Started at free safety and recorded 3 solo tackles...Game 10 at Pittsburgh (11/14): Started at free safety and recorded 6 tackles, including 4 solos and 3 passes broken up...Made a key play in the first quarter by breaking up a pass from Steelers QB Stewart to WR Hines Ward on third down stopping the Steelers drive and forcing a punt at the Browns 41-yard line...Game 11 vs. Carolina (11/21): Started at free safety and had 5 tackles, including 4 solos...Game 12 vs. Tennessee (11/28): Started at free safety and recorded 3 tackles, including 2 solos...Left the game briefly

in the second quarter with a shoulder injury and returned at the start of the third quarter...Game 13 at San Diego (12/5): Started at free safety and recorded 4 tackles, including 3 solos...Game 14 at Cincinnati (12/12): Started at free safety and recorded 6 solo tackles and 2 passes broken up...Game 15 vs. Jacksonville (12/19): Started at free safety and recorded 5 solo tackles, 1 recovered fumble and 2 passes defended...Recovered a fumble by Jaguars WR Jimmy Smith on a hit by Browns SS Marquez Pope at the Browns 47-yard line...Game 16 vs. Indianapolis (12/26): Started at free safety and registered 7 tackles, including 4 solos.

1998: In his fourth year with the Vikings, Fuller posted 80 tackles, including 71 solos, and 4 interceptions in 1998...Batted down pass in the end zone during game against Rams on Sept. 13 intended for Isaac Bruce that could have tied the game...Recorded first interception of 1998 and seventh of his career off Charlie Batch vs. Detroit on Sept. 20...Trailing 21-17 in the third quarter at Chicago on Sept. 27, he intercepted Erik Kramer at the Viking 6-yard line and returned it 30 yards (his career-best), which turned into a Vikings touchdown that put Minnesota ahead 24-21 and went on to win 31-28...Intercepted Gus Frerotte vs. Washington on Oct. 18 for his third pick of 1998, tying his single-season record from 1996...Had 5 tackles, all solo, in 46-36 win at Dallas on Thanksgiving Day on Nov. 26...Notched 7 solo tackles in 48-22 win vs. Chicago on Dec. 6 in game that clinched NFC Central title...Had fourth interception of the season at Baltimore on Dec. 13, picking off Jim Harbaugh along with 5 tackles and a pass defended...Notched first full sack of his career when he sacked Jacksonville's Jonathan Quinn on Dec. 20 and added 4 tackles...Had 2 tackles in regular-season finale at Tennessee on Dec. 26 and 1 special teams tackle...Had 8 tackles and 2 passes defended in Divisional Playoff game vs. Arizona on Jan. 10, 1999...Was second on the Vikings with 9 tackles in NFC Championship game vs. Atlanta on Jan. 17, 1999 and had a team-high 4 passes defended against the Falcons.

1997: Led team in passes defended (18), which ranked sixth most in team history...Fourth on team in tackles with a career-high 95...Started all 16 regular-season games for the first time in his career...Forced fumbles vs. Chicago on Sept. 7 and Philadelphia on Sept. 28...Had interceptions vs. Chicago on Nov. 9 and Indianapolis on Dec. 21...Led team in tackles with a career-high 14 vs. Detroit on Nov. 16...14 tackles vs. the Lions were the second most in a game by a defensive back in club history...Had 4 passes defended vs. Green Bay on Dec. 1...Tied for team lead in tackles (10) vs. Detroit on Dec. 14.

1996: Instrumental part of Vikings defense that finished third in the NFL in third-down defense (33.2%)...Vikings defense also finished tied for third in the NFC in interceptions (22)...Had 16 passes defended to tie for second on the club, including 3 each vs. Detroit on Sept. 1 and Tampa Bay on Oct. 13...Finished tied for third on the squad with 3 interceptions...Had interception vs. Chicago on Sept. 15, Kansas City on Nov. 3 and Arizona on Dec. 1...Forced fumbles in both games against the Super Bowl Champion Green Bay Packers on Sept. 22 and Dec. 22...Started 14 games at cornerback...Played sparingly because of a knee injury at Atlanta on Sept. 8 and Seattle on Nov. 10.

1995: Forced fumbles against future Hall of Famers Emmitt Smith and Barry Sanders...Finished first among defensive backs in tackles (67)...Tied for fifth on squad in passes defended (8)...Started first NFL game vs. Dallas on Sept. 17...Returned a fumble 12 yards for his first NFL touchdown vs. Pittsburgh on Sept. 24...In the next series of the Steelers game, recorded the first interception of his career...Started the following six games...Had a season-high 8 tackles against Houston on Oct. 8...Shared a sack with Robert Griffith vs. Green Bay on Nov. 5...Started against Tampa Bay on Dec. 3, Cleveland on Dec. 9 and at San Francisco on Dec. 18...Fourth of ten players taken from Florida State in 1995.

College: Florida State posted a 42-6-1 (.867) record, including wins in each of its four bowl games, and never finished worse than fifth in the country during his four years...Started at boundary cornerback in 1994...Earned First-Team All-Atlantic Coast Conference recognition in 1994...Led ACC in passes batted down with 13...Tied for the team lead in forced fumbles (4) and fumbles recovered (2)...Defense led the ACC and finished fifth in the nation in fewest yards allowed in 1994...Missed 1993 season with a knee injury.

Personal: Born in Tallahassee, Fla...Named the Player of the Year by the Tallahassee Democrat...Posted 36 tackles, 11 passes defended and 3 interceptions at Rickards, Fla. High School in 1989...Caught 33 passes for 567 yards and 8 touchdowns as a high school senior...Earned degree in criminology and child development at Florida State...Teammate of fellow 1995 draft pick Derrick Alexander at Florida State when the Seminoles won

Corey Fuller *continued*

the 1994 national championship...Focuses his charitable time to victims of violent crimes and single mothers initiatives...With his 'Making the Grade' program, has adopted five local schools within the Cleveland Municipal School District as students are encouraged to work hard towards math and reading skills, regular attendance and good behavior, with rewards including tickets to Browns home games...Has done extensive work in the community, being highlighted by *Kaleidoscope Magazine* for his community efforts, including the 2000 spokesperson for MADD, and providing toys for children in the Cleveland Metropolitan Housing Authority.

FULLER'S SINGLE-GAME CAREER HIGHS**TACKLES:** 14 at Detroit (11/16/97)**SOLOS:** 14 at Detroit (11/16/97)**SACKS:** 1 vs. Jacksonville (12/20/98)**INTERCEPTIONS:** 1, 12 times, last vs. Baltimore (10/1/00)**INTERCEPTION RETURN YARDS:** 50 at Chicago 9/27/98**PASSES BROKEN UP:** 3 at Pittsburgh (11/14/99)**FULLER'S DEFENSIVE STATISTICS**

Year	TACKLES			Sacks No/Yds	Int's No/Yds	Passes Def.	Fumbles Rec./For.	Special Teams Tackles
	Total	Solo	Asst.					
1995 (Min.)	67	57	10	0.5/0	1/0	8	1/0	7
1996 (Min.)	74	61	13	0/0	3/3.0	16	0/0	3
1997 (Min.)	95	85	10	0/0	2/24.0	18	0/0	2
1998 (Min.)	81	69	12	1/0	4/4.0	12	0/0	1
1999 (Cle.)	82	64	18	0/0	0/0	12	2/1	0
2000 (Cle.)	45	33	12	0/0	3/0	13	1/1	0
Career	444	369	75	1.5/0	13/67	79	4/2	13

HEIGHT

6-1

YEAR W/BROWNS

3rd

WEIGHT

200

YEAR IN NFL

11th

BIRTHDATE


Feb. 7, 1970

COLLEGE

Clemson

HOW ACQUIRED

UFA (Ind.) - '99

**CHRIS
GARDOCKI****17****Punter**

Games Played/Started: 1991 (4/0); 1992 (16/0); 1993 (16/0); 1994 (16/0); 1995 (16/0, 3/0); 1996 (16/0, 1/0); 1997 (16/0); 1998 (16/0); 1999 (16/0); 2000 (16/0).

Career Totals: 148 games, 0 starts.

Postseason Totals: 4 games, 0 starts.

Career Transactions: Originally selected by Chicago as a third-round choice, 78th overall, in the 1991 NFL Draft...Signed by Indianapolis as a free agent Feb. 25, 1995...Signed by the Cleveland Browns as a free agent Feb. 16, 1999.

Career Highlights: Holds the NFL record with 726 consecutive punts without a block and has never had a punt blocked in his 10-year NFL career...Gardocki has ranked in the top five among NFL punters for gross average yards in each of the last five years, including second in 1996 and third in 1997 and third in 2000...Named First Team All-Pro in 1996 by *The Sporting News*, *Pro Football Weekly/PFWA* and *Sports Illustrated*...Honors include 1996 AFC Pro Bowl selection, *The Sporting News*, *Pro Football Weekly/PFWA*, *Sports Illustrated* NFL First-Team All-Pro, *Football Digest* NFL Second-Team All-Pro and *UPI*, *Football News* AFC First-Team.

Seasonal Reviews

2000: Currently holds the NFL record 726 consecutive punts without a block...Appeared in 16 regular-season games and established a franchise record for most punts (108) and yards (4,919) in a season...Had 5 TB, 25 inside the 20 and a long of 67 yards...Ranked third in the NFL with a 45.54 gross average, tied for fourth in the NFL with a 37.3 average and tied for ninth with a +20 inside the 20/touchback ratio (25/5)...His gross average was the second highest in club history (46.69, Gary Collins, 1965), while his 44.69 career average as a Brown is an all-time club best (Horace Gillom is second with a 43.82 average from 1950-56)...Game 1 vs. Jacksonville (9/3): Recorded 5 punts for 254 yards (50.8 avg.), a net punting average of 47.4, with 2 inside the 20, and a long of 66 yards...With 5 punts, Gardocki had 623 career punts without having 1 blocked, and tied the longest streak in NFL history (Dave Jennings, 623, NY Giants, 1976-83)...Game 2 at Cincinnati (9/10): Recorded 7 punts for 338 yards (48.3 avg.), a net punting average of 43.3, with 2 punts inside the 20 and a long of 56...On his first punt in the first quarter established an NFL record of 624 career punts without having 1 blocked...Game 3 vs. Pittsburgh (9/17): Recorded 4 punts for 194 yards (48.5 avg.), a net punting average of 33.5, with 2 inside the 20, and a long of 52 yards...Game 4 at Oakland (9/24): Recorded 5 punts for 224 yards (44.8 avg.), a net punting average of 38.2, with 1 TB, 1 inside the 20, and a long of 57 yards...Game 5 vs. Baltimore (10/1): Recorded 4 punts for 203 yards (50.8 avg.), a net punting average of 32.3, 1 inside the 20 and long of 60 yards...Also added 1 special teams tackle...Game 6 at Arizona (10/8): Recorded 7 punts for 295 yards (42.1 avg.), a net punting average of 35.6, a long of 61 yards, with 1 punt inside the 20 and 1 TB...Game 7 at Denver (10/15): Recorded 8 punts for 370 yards (46.3 avg.), a net punting average of 42.4, with 3 punts inside the 20 and a long punt of 56 yards...Game 8 at Pittsburgh (10/22): Recorded 8 punts for 382 yards (47.8 avg.), a net punting average of 37.4, a long of 54 yards and 2 punts inside the 20...Game 9 vs. Cincinnati (10/29): Recorded eight punts for 339 yards (42.4 avg.), a net punting average of 37.3, with a long of 57 yards, 1 TB and 1 inside the 20...Game 10 vs. N.Y. Giants (11/5): Recorded 6 punts for 295 yards (49.2 avg.), a net punting average of 44.2, a long of 63 yards and 3 punts inside the 20...Game 11 vs. New England (11/12): Recorded 6 punts for 252 yards (42.0 avg.), a net punting average of 33.5, with a long of 50 yards and 1 inside the 20...Game 12 at Tennessee (11/19): Recorded 8 punts for 367 yards (45.9 avg.), a net punting average of 31.3, a long of 50 yards, and 1 punt inside the 20...Game 13 at Baltimore (11/26): Recorded 10 punts for 491 yards (49.1 avg.), a net punting average of 36.5, with a long of 55 yards and 1 inside the 20...Also made 1 special teams tackle...Game 14 at Jacksonville (12/3): Tied a Browns franchise record and a career-high with 12 punts for 517 yards (43.1 avg.), a net punting average of 35.6, with a long of 67 yards and 1 TB and 1 inside the 20...His 67 yard punt in the fourth quarter was a season high...Game 15 vs. Philadelphia (12/10): Recorded 3 punts for 116 yards (38.7 avg.), a net punting average of 27.0, a long of 46 yards, with 1 punt inside the 20 and 1 TB...Game 16 vs. Tennessee (12/17): Recorded 7 punts for 282 yards (40.3 avg.), a net punting average of 36.9, with a long of 53 yards and 2 inside the 20.

1999: Appeared in all 16 regular-season games and recorded 106 punts for 4,645 yards (43.8 avg.), including 11 TB, 20 inside the 20 and a long of 61 yards...Ranked fourth in the AFC and fifth in the NFL in gross punting average 43.8...Game 1 vs. Pittsburgh (9/12): Recorded 6 punts for a total of 285 yards (47.5 avg.), net punting average of 38.0, with a long of 60 yards, and 2 touchbacks...Game 2 at Tennessee (9/19): Recorded 5 punts for a total of 239 yards (47.8 avg.), net punting average of 42.0, including a long of 55 yards, and 2 inside the 20...Game 3 at Baltimore (9/26): Made 10 punts for a total of 447 yards (44.7 avg.), net punting average of 34.4 yards, a long of 58 yards and 1 punt inside the 20...Game 4 vs. New England (10/3): Recorded 9 punts for 393 yards (43.6 avg.), net punting average of 35.3 yds., including a long of 53 yards and 1 inside the 20...Game 5 vs. Cincinnati (10/10): Recorded 8 punts for 341 yards (42.6 avg.), net punting 36.3 yds., a long of 60 yards, 4 punts inside the 20 and 1 touchback...Tied a career high with 4 punts downed inside the 20...Game 6 at Jacksonville (10/17): Recorded 7 punts for 248 yards (35.4 avg.), net punting average of 26.7 yds., a long of 54 yards and 1 inside the 20...Game 7 at St. Louis (10/24): Recorded 5 punts for 244 yards (48.8 avg.), net punting average of 45.8, with a long of 58 yards, and 1 inside the 20...Game 8 at New Orleans (10/31): Recorded 7 punts for 305 yards (43.6 avg.), net punting 26.1 yds., a long of 60 yards, and 1 punt inside the 20...Game 9 vs. Baltimore (11/7): Recorded 8 punts for 366 yards (45.8 avg.), net punting average of 37.1, with a long of 55 yards, and 1 inside the 20...Game 10 at Pittsburgh (11/14): Recorded 8 punts for 347 yards (43.4 avg.), net punting average of 32.5 yds., with

Chris Gardocki *continued*

a season-high long of 61 yards, and 1 inside the 20...Game 11 vs. Carolina (11/21): Recorded 3 punts for 153 yards (51.0 avg.), net punting average of 42.3, with a long of 53 yards...Game 12 vs. Tennessee (11/28): Recorded 6 punts for 232 yards (38.7 avg.), net punting average of 22.3, with a long of 49 yards, and 1 inside the 20...Had a third quarter punt returned 65 yards for a touchdown by Titans KR Derrick Mason...Game 13 at San Diego (12/5): Recorded 5 punts for 223 yards (44.6 avg.), net punting of 32.6 yds., with a long of 54 yards and 1 inside the 20...Game 14 at Cincinnati (12/12): Recorded 5 punts for 223 yards (44.6 avg.), net punting of 26.4 yds., with a long of 51 yards and 1 inside the 20...Game 15 vs. Jacksonville (12/19): Recorded 8 punts for 340 yards (42.5 avg.), net punting of 34.6 yds., with a long of 52 yards, 2 inside the 20 and 1 touchback...Game 16 vs. Indianapolis (12/26): Recorded 6 punts for 259 yards (43.2 avg.), net punting of 33.8 yds., with a long of 50 yards and 2 inside the 20...Also had 1 special teams tackle.

1998: In 16 regular-season games for the Colts, attempted 79 punts for 3,583 yards and a 45.4 avg. (net 37.1)...Had 10 TB/23 In20...His longest punt was 62 yards...Game 1 vs. Miami (9/6): Was 3-136, 45.3 PR avg., 1 In20 with long of 54...Game 2 at New England (9/13): Was 6-252, 42.0 PR avg., 2 TB/3 In20...Game 3 at N.Y. Jets (9/20): Was 6-270, 45.0 PR avg., 1 TB/3 In20 with long of 56...Game 4 vs. New Orleans (9/27): Was 6-276, 46.0 PR avg., 2 In20 with long of 58...Added 1 solo special teams tackle...Game 5 vs. San Diego (10/4): Was 6-272, 45.3 PR avg., 1 TB with long of 54...Game 6 vs. Buffalo (10/11): Was 3-115, 38.3 PR avg. with long of 42...Game 7 at San Francisco (10/18): Was 5-229, 45.8 PR avg., 0 TB/2 In20 with long of 53...Game 8 vs. New England (11/1): Was 7-304, 43.4 PR avg., 0 TB/1 In20 with long of 51...Surpassed 20,000 career yards on final punt...Game 9 at Miami (11/8): Was 6-271, 45.2 PR avg., 2 TB/1 In20 with long of 55...Game 10 vs. NY Jets (11/15): Was 4-164, 41.0 PR avg., 1 TB/2 In20 with long of 47...Game 11 at Buffalo (11/22): Was 5-240, 48.0 PR avg., 2 In20 with long of 62...Game 12 at Baltimore (11/29): Was 3-141, 47.0 avg., 1 TB with long of 61...Game 13 at Atlanta (12/6): Was 4-206, 51.5 PR avg., 1 TB with long of 55...Game 14 vs. Cincinnati (12/13): Was 4-213, 53.3 PR avg., 3 In20 with long of 58...Game 15 at Seattle (12/20): Was 4-183, 45.8 PR avg, 2 In20 with long of 57...Game 16 vs. Carolina (12/27): Was 7-311, 44.4 PR avg., 1 TB/1 In20 with long of 53.

1997: Was 67-3,034-45.3 PR avg. to rank second in AFC, third in NFL...Trailed only Mark Royals (45.9/New Orleans) and Tom Tupa (45.8/New England)...45.3 avg. was the fourth best seasonal mark in Colts' history...Had +12 In20/TB ratio (18/6) and career totals include 127 In20/35 TBs...Was one of 20 punters to be drafted in the 1990s, but was only one to earn Pro Bowl nomination...Has handled kickoff duties since 1995...Was 6-302-50.3 avg. on Sept. 7 vs. New England to notch only second 50+ career avg. game (min. 3 punts) in club history...posted eight 45.0+ avgs. and 12 40.0 avgs....Was 6-279-46.5 with 3 In20 vs. New York Jets on Oct. 5...was 6-294-49.0 with career-long 72-yarder on Oct. 26 at San Diego...72-yarder tied for second-longest in Colts history (76, David Lee, on Oct. 17, 1971 at New York Giants; 72, Rohn Stark, on Sept. 23, 1984 at Miami).

1996: Earned first career Pro Bowl selection and joined K Cary Blanchard as only third kicking tandem to make game (Jan Stenerud/Jerrel Wilson, Chiefs, 1970-71; Jeff Gossett/Jeff Jaeger, Raiders, 1993)...Ranked second in NFL in gross avg. (45.7; John Kidd, Miami, 46.3), net avg. (39.0; Matt Turk, Washington, 39.2) and In20/TB ratio (+21; Mike Horan, N.Y. Giants, +22)...Had fewest touchbacks in NFL (2)...Seasonal gross avg. of 45.7 ranked second in club history (45.9, Rohn Stark, 1985)...Set personal career-high and Colts' records for punts and yardage with 12-551, 4 In20/1 TB outing at Buffalo on Oct. 6...Had 4 In20/1 TB vs. Buffalo on Dec. 1...Had season-long 61-yard punt and 4 In20 on Nov. 17 vs. Jets. POST-SEASON: Was 8-339-42.4 PR, 2 In20; at Pittsburgh on Dec. 29. PRO BOWL: Was 6-254-42.3 PR, 1 TB/0 In20 with long of 47.

1995: Was 63-2681-42.6 avg., 7 TB/16 In20...Had 12 games with 40.0+ gross average...Had five games with 40.0 net avg....Ranked seventh in AFC, 11th in NFL. in gross avg....Was 8-42.1 avg. at Carolina for season-high punts and gross yards (337)...Had 2 69-yard punts on Sept. 17 at Buffalo...Had 13 punts of 50+ yards...Had 3 special teams tackles, 2 solos. POST-SEASON: Was 15-40.4 avg., 2 TB/3 In20.

1994: Was 76-37.8 avg., 9 TB/23 In20 for Chicago...Was 6-42.2 avg. with 3 In20 at Detroit on Oct. 23...Was 5-44.8 avg. on Dec. 18 vs. Rams...Had season-long 57-yarder on Oct. 31 vs. Green Bay...Handled majority of kickoff duties...Was 3-38.7 avg. in playoffs on Jan. 1, 1995 vs. Minnesota...Was 4-36.8 avg. in playoffs on Jan. 7, 1995 at San Francisco.

PLAYERS

Veterans

Chris Gardocki *continued*

1993: Was 80-38.5 avg., 2 TB/28 In 20...38 fair catches and 2 TBs were NFL-best...Opponents 115 return yards on 22 kicks were lowest in NFL...Posted career-highs in punts and yards with 8-38.3 avg. on Sept. 12 at Minnesota...Forced 5 fair catches and had 4 In20 on Oct. 10 at Philadelphia...Had season-long 58-yarder 12/18 vs. Denver...Handled all but 1 kickoff.

1992: Was 79-42.9 avg., 9 TB/19 In20...Avg. was best by Bear since 1967 (Bobby Joe Green, 42.9)...Had only 1 TB in 43 punts on road...Earned game ball after 4-45.5 avg. on Oct. 18 vs. Tampa Bay...Had career-long 61-yarder on Sept. 27 vs. Atlanta...Had 43-yard pass off fake punt to Mark Green on Oct. 25 at Green Bay.

1991: Did not have any punts but handled kickoffs for final four games and playoff contest vs. Dallas on Dec. 29.

College: Three-year letterman as punter and place kicker...Career totals included 63-89 FGs and 72-72 PATs...Ranks third in school history in career scoring with 261 points...Named First-Team All-ACC as junior with 43.4 punting avg...Was 22-28 FGs and 30-30 PATs...Was First-Team All-ACC as sophomore after going 22-29 FGs, 41-41 PATs with 43.0 punting avg...Was Second-Team All-ACC as freshman...Was 19-32 FGs and 1-1 PATs...Majored in recreation and tourism.

Personal: Full name is Christopher Allen Gardocki...Born in Stone Mountain, Ga....Attended Redan High School in Stone Mountain...Gardocki and his wife, Sally, have a son, Cole, 5.

GARDOCKI'S SINGLE-GAME CAREER HIGHS

PUNTS: 12 at Buffalo 10/6/96; at Jacksonville 12/3/00

MOST PUNTS YARDAGE: 551 at Buffalo 10/6/96

LONG PUNT: 72 at San Diego 10/26/97

INSIDE 20: 4 (five times) at Philadelphia 10/10/93; at Buffalo 10/6/96;
vs. N.Y. Jets 11/17/96; vs. Buffalo 12/1/96; vs. Cincinnati 10/10/99

GARDOCKI'S 2000 PUNTING STATISTICS

Date	Punts	Yards	Average	TB	In 20	Long	Blocked	Net Average
9/3 vs. Jac.	5	254	50.8	0	2	66	0	47.4
9/10 @ Cin.	7	338	48.3	0	2	56	0	43.3
9/17 vs. Pit.	4	194	48.5	0	2	52	0	33.5
9/24 @ Oak.	5	224	44.8	1	1	57	0	38.2
10/1 vs. Bal.	4	203	50.8	0	1	60	0	32.3
10/8 @ Ari.	7	295	42.1	1	1	61	0	35.6
10/15 @ Den.	8	370	46.3	0	3	56	0	42.4
10/22 @ Pit.	8	382	47.8	0	2	54	0	37.4
10/29 Cin.	8	339	42.4	1	1	57	0	37.3
11/5 N.Y.G.	6	295	49.2	0	3	63	0	44.2
11/12 N.E.	6	252	42.0	0	1	50	0	33.5
11/19 @ Ten.	8	367	45.9	0	1	50	0	31.3
11/26 @ Bal.	10	491	49.1	0	1	55	0	36.5
12/3 @ Jac.	12	517	43.1	1	1	67	0	35.6
12/10 Phi.	3	116	38.7	1	1	46	0	27.0
12/17 Ten.	7	282	40.3	0	2	53	0	36.9
Season	108	4,919	45.5	5	25	67	0	37.3

Chris Gardocki *continued*

GARDOCKI'S 1999 PUNTING STATISTICS

Year	Punts	Yards	Average	TB	In 20	Long	Blocked	Net Average
9/12 vs. Pit.	6	285	47.5	2	0	60	0	38.0
9/19 at Ten.	5	239	47.8	0	2	55	0	42.0
9/26 at Bal.	10	447	44.7	2	1	58	0	34.4
10/3 vs. N.E.	9	393	43.6	2	1	53	0	35.3
10/10 vs. Cin.	8	341	42.6	1	4	60	0	36.3
10/17 at Jac.	7	248	35.4	2	1	54	0	26.7
10/24 at St.L.	5	244	48.8	0	1	58	0	45.8
10/31 at N.O.	7	305	43.6	0	1	60	0	36.1
11/7 vs. Bal.	8	366	45.8	1	1	55	0	37.1
11/14 at Pit.	8	347	43.4	0	1	61	0	32.5
11/21 vs. Car.	3	153	51.0	0	0	53	0	42.3
11/28 vs. Ten.	6	232	38.7	0	1	49	0	22.3
12/5 at S.D.	5	223	44.6	0	1	54	0	32.6
12/12 at Cin.	5	223	44.6	0	1	51	0	26.4
12/19 vs. Jac.	8	340	42.5	1	2	52	0	34.6
12/26 vs. Ind.	6	259	43.2	0	2	50	0	33.8
Season	106	4,645	43.8	11	20	61	0	34.6

GARDOCKI'S CAREER PUNTING STATISTICS

Year	Punts	Yards	Average	TB	In 20	Long	Blocked	Net Average
1991 (Chi.)	0	0	0.0	0	0	0	0	0
1992 (Chi.)	79	3,393	42.9	9	19	61	0	36.2
1993 (Chi.)	80	3,080	38.5	2	28	58	0	36.6
1994 (Chi.)	76	2,871	37.8	9	23	57	0	32.4
1995 (Ind.)	63	2,681	42.6	7	16	69	0	33.4
1996 (Ind.)	68	3,105	45.7	2	23	61	0	39.0
1997 (Ind.)	67	3,034	45.3	6	18	72	0	37.9
1998 (Ind.)	79	3,583	45.4	10	23	62	0	37.1
1999 (Cle.)	106	4,645	43.8	11	20	61	0	34.6
2000 (Cle.)	108	4,919	45.5	5	25	67	0	37.3
Career	726	31,311	43.1	61	195	72	0	35.9

Additional Stats: Special Teams Tackles: 1 vs. Indianapolis 12/26/99; 1 at Tennessee 11/19/00; 1 at Baltimore 11/26/00.

PLAYERS

Veterans

ANTHONY HARRIS

56

Linebacker



HEIGHT	YEAR W/BROWNS
6-1	1st
WEIGHT	YEAR IN NFL
240	5th
BIRTHDATE	COLLEGE
Jan. 25, 1973	Auburn
HOW ACQUIRED	
FA - '01	

Games Played/Started: 1996 (7/3); 1997 (16/16, 1/1); 1998 (5/0, 2/0); 1999 (4/0, 1/0); 2000 (DNP).

Career Totals: 32 games, 19 starts.

Postseason Games: 4 games, 1 start.

Career Transactions: Originally signed with Miami as an undrafted free agent on April 26, 1996...Released by Miami on Feb. 22, 2000...Signed with Green Bay on April 6, 2000...Released by Green Bay on Aug. 22, 2000...Signed by Cleveland on May 7, 2001.

Career Highlights: Registered 102 tackles, 78 solos and 1 sack in four seasons...Recorded 2 passes defended and 1 fumble recovery...Started all 16 games for Miami during 1997 season.

Seasonal Reviews

2000: Spent training camp with Green Bay before being released on Aug. 22.

1999: Appeared in four games for Miami...Totaled 3 special teams tackles...Saw action in the Dolphins AFC Wild Card playoff victory at Seattle...Was inactive for Divisional Playoff loss at Jacksonville.

1998: Appeared in five games for Miami...Totaled 4 special teams tackles...Saw action in both of the Dolphins' post-season contests.

1997: Started all 16 games at linebacker for Miami, 14 on strongside and two on weakside...Finished sixth on team with 76 tackles (57 solos)...Had 1 sack and 1 pass defended...Totaled a career-high 10 tackles vs. Chicago on Oct. 27...Matched his career-high tackle total with 10, including his first career sack, vs. Buffalo on Nov. 17...Started Dolphins' Wild Card playoff game at New England on Dec. 28 and registered 4 tackles.

1996: Played in seven games with three starts for Miami...Totaled 26 tackles (21 solos), 1 fumble recovery and one pass defended...Made NFL debut at Arizona on Sept. 8...First extended action of the year came at Oakland on Dec. 1 and recorded 6 tackles...Made first NFL start vs. New York Giants on Dec. 8 and totaled a season-high 9 tackles...Second on team with 7 tackles in season finale at New York Jets on Dec. 22.

College: Three-year starter and four-time letterman (1992-95) at Auburn...Made 400 total tackles, the fourth-best total in school history...Had 20 tackles-for-loss and 14 sacks during career...Accumulated double-digit tackle figures in 18 of his final 24 games...Best season came as a sophomore, registering 123 tackles and a career-high best 7 sacks...Was a Southeastern Conference All-Freshman team selection after posting 67 tackles.

Personal: Full name is Anthony Jerrod Harris...Born Jan. 25, 1973 in Fort Pierce, Fla...Was an all-state selection in football his junior and senior years at Westwood High School in Fort Pierce...Earned three letters in football and two each in basketball and track...Captured regional title in the shot put as a member of the track team...Was member of Dolphins' speakers bureau while with Miami, speaking to school and church groups.

HARRIS' SINGLE-GAME CAREER HIGHS

TACKLES: 10 vs. Chicago 10/27/97; vs. Buffalo 11/17/97

SACKS: 1 vs. Buffalo 11/17/97

Anthony Harris *continued*

HARRIS' DEFENSIVE STATISTICS

Year	TACKLES			Sacks No/Yds	Int's No/Yds	Passes Def.	Fumbles Rec./For.	Special Teams Tackles
	Total	Solo	Asst.					
1996 (Mia.)	26	21	5	0/0	0/0	1	1/0	2
1997 (Mia.)	76	57	19	1/-	0/0	1	0/0	0
1998 (Mia.)	0	0	0	0/0	0/0	0	0/0	4
1999 (Mia.)	0	0	0	0/0	0/0	0	0/0	3
2000	DID NOT PLAY							
Career	102	78	24	1/-	0/0	2	1/0	9

HEIGHT

6-2

YEAR W/BROWNS

1st

WEIGHT

212

YEAR IN NFL

5th

BIRTHDATE

July 9, 1973

COLLEGE

Middle Tennessee
State

HOW ACQUIRED

FA - '01

KELLY
HOLCOMB

10

Quarterback

Games Played/Started: 1996 (0/0); 1997 (5/1); 1998 (0/0); 1999 (0/0); 2000 (0/0).

Career Totals: 5 games, 1 start.

Career Transactions: Originally signed by Tampa Bay as a free agent on May 1, 1995...Waived by Tampa Bay on Aug. 22, 1995...Signed by Tampa Bay to practice squad on Aug. 29, 1995...Waived by Tampa Bay on Sept. 19, 1995...Signed by Tampa Bay to practice squad on Oct. 4, 1995...Waived by Tampa Bay on Oct. 17, 1995...Signed by Tampa Bay to practice squad on Dec. 19, 1995...Waived by Tampa Bay on Aug. 19, 1996...Signed by Indianapolis to practice squad on Nov. 27, 1996...Signed by Indianapolis from practice squad to active roster on Dec. 12, 1996...Signed by Indianapolis July 16, 1998...Waived by Indianapolis on Feb. 28, 2001...Signed by Cleveland as an unrestricted free agent March 2, 2001.

Seasonal Reviews

2000: Served as the Colts backup to starting quarterback Peyton Manning...Did not play in 16 regular-season games and the AFC Wild Card Game at Miami on Dec. 30.

1999: Was inactive third QB for each regular season game.

1998: Was active for each game but did not see any game action.

1997: Appeared in five regular-season games, including one start, and completed 45 of 73 attempts for 454 yards, 1 touchdown and 8 interceptions...Earned his first career start on Nov. 9 vs. Cincinnati...Saw reserve action on Nov. 2 vs. Tampa Bay, Nov. 23 at Detroit, Dec. 14 vs. Miami and Dec. 21 at Minnesota...Was inactive third QB in games 1-7...Did not play Oct. 26 at San Diego, Nov. 16 vs. Green Bay, Nov. 30 at New England and Dec. 7 at N.Y. Jets...In his first career action vs. Tampa Bay on Nov. 2 was 19-of-30 passing for 181 yards with 1 interception...Led the Colts on a 10-play, 70-yard FG drive and 11-play, 62-yard touchdown drive, culminating the TD drive with a 2-point pass to TE Marcus Pollard...In his first career start vs. Cincinnati on Nov. 9, was 19-of-32 passing for 236 yards, 1 touchdown and 3 interceptions and 3 rushes for 5 yards...Completed his first career touchdown pass on a 6-yard completion to WR Marvin Harrison...Was 2-of-3 passing for 8 yards on Nov. 23 at Detroit with 1 interception...Did not attempt a pass vs. Miami on Dec. 14...Had 2 rushes for 0 yards on Dec. 21 at Minnesota.

1996: Was inactive third QB on Dec. 15 at Kansas City and on Dec. 22 at Cincinnati...Served weeks 13-14 on the practice squad...In the post-season, was inactive on Dec. 29 at Pittsburgh.

PLAYERS

Veterans

Kelly Holcomb *continued*

1995: Member of the Barcelona Dragons of the World League...Was 191-319 for 2,382 yards with 14 TDs and 16 interceptions in 10 games and a QB rating of 76.9...Ranked second in the league in yards passing, touch-downs, attempts, completions and completion percentage (59.9)...Totaled 28-48 and 420 yards and 4 passing TDs vs. Amsterdam Admirals to earn World League Player-of-the-Week honors.

College: Four-year starter...Saw action in 43 games, missing only game of career due to fractured jaw... Finished as school's all-time leader in completions (501), attempts (801) and passing yards (7,064)...Was 146-244 for 2,154 yards and 15 TDs/9 interceptions passing as a senior to earn First-Team All-Ohio Valley Conference honors...Started all 11 games as a junior and posted 133-240 for 1,738 yards with 7 TDs/ 6 interceptions passing...Suffered fractured jaw as sophomore and totaled 92-168 for 1,409 yards, 9 TDs/ 6 interceptions passing...Started 11 games and two playoff contests as a freshman and totaled 130-209 1,763 yards with 5 TDs passing...Holds a degree in exercise science.

Personal: Full name is Bryan Kelly Holcomb...Born in Fayetteville, Tenn...Attended Lincoln County High School...Lettered in football, basketball and baseball...Inducted into Tennessee Scholastic Collegiate Hall of Fame in 1994...Holcomb and his wife, Lorie, have a daughter, Kellyn, 2.

HOLCOMB'S SINGLE-GAME CAREER HIGHS

PASSING ATTEMPTS: 32 vs. Cincinnati 11/9/97

COMPLETIONS: 19 vs. Tampa Bay 11/2/97; vs. Cincinnati 11/9/97

PASSING YARDS: 236 vs. Cincinnati 11/9/97

PASSING TD's: 1 vs. Cincinnati 11/9/97

LONG PASS: 41 vs. Cincinnati 11/9/97

INTERCEPTIONS: 3 vs. Cincinnati 11/9/97

HOLCOMB'S CAREER PASSING STATISTICS

Year	Att.	Comp.	Pct.	Yards	TD	%	Int.	%	Long	Sack	Yards	Rating
1996 (Ind.)	0	0	0	0	0	0	0	0	0	0	0	0
1997 (Ind.)	73	45	61.6	454	1	1.4	8	11.0	41	-	-	44.3
1998 (Ind.)	0	0	0	0	0	0	0	0	0	0	0	0
1999 (Ind.)	0	0	0	0	0	0	0	0	0	0	0	0
2000 (Ind.)	0	0	0	0	0	0	0	0	0	0	0	0
Career	73	45	61.6	454	1	1.4	8	11.0	41	-	-	44.3

HOLCOMB'S CAREER RUSHING STATISTICS

Year	No.	Yards	Avg.	Long	TD
1996 (Ind.)	0	0	0	0	0
1997 (Ind.)	5	5	1.0	3	0
1998 (Ind.)	0	0	0	0	0
1999 (Ind.)	0	0	0	0	0
2000 (Ind.)	0	0	0	0	0
Career	5	5	1.0	3	0

HEIGHT

6-5

YEAR W/BROWNS

3rd

WEIGHT

330

YEAR IN NFL

7th

BIRTHDATE

Nov. 10, 1973

COLLEGE

Colorado

HOW ACQUIRED

UFA (Det.) - '99

**DARIUS HOLLAND****73****Defensive Tackle**

Games Played/Started: 1995 (14/4; 2/0); 1996 (16/0; 3/0); 1997 (12/1; 3/0); 1998 (16/4); 1999 (15/11); 2000 (16/1).

Career Totals: 89 games, 21 starts.

Postseason Totals: 8 games, 0 starts.

Career Transactions: Originally a third-round choice of Green Bay, 65th overall, in the 1995 NFL Draft... Traded from Green Bay to Kansas City May 13, 1998 for DE Vaughn Booker...Waived by Kansas City on Oct. 13, 1998...Signed by Detroit on Oct. 19, 1998...Signed with Cleveland as an unrestricted free agent on April 23, 1999.

Career Highlights: Established career highs in 1999 with Cleveland by starting 11 regular-season games with 51 tackles, 2 sacks and 5 passes defended...Recorded 41 tackles, 1.5 sacks and a pass defended in stint with Packers (42 games played and five starts in 1995-97)...Played in both Super Bowl XXXI and XXXII while with Green Bay.

Seasonal Reviews

2000: In his second season with the Browns, appeared in 16 regular-season games with one starting assignment at defensive tackle...Totaled 45 tackles, including 33 solos, 1 sack, 1 interception and 2 forced fumbles...Recorded his first career interception vs. New England on Nov. 12 with a second-quarter interception of a Drew Bledsoe pass at the Patriots 41-yard line...Matched a career-high with six tackles at Baltimore on Nov. 26 and also recorded 1 forced fumble, as Ravens RB Priest Holmes fumbled and was recovered by Browns LB Wali Rainer...Also forced a fumble vs. Jacksonville on Sept. 3 late in the first quarter as Jaguars FB Stacey Mack fumbled at the Browns 36-yard line...Had 1 sack dropping Raiders QB Rich Gannon at Oakland on Sept. 24...Game 1 vs. Jacksonville (9/3): Played defensive tackle and recorded 4 solo tackles...Late in the first quarter forced a fumble by tackling Jaguars FB Stacey Mack, recovered by Jaguars WR Keenan McCardell at the Browns 36-yard line...Game 2 at Cincinnati (9/10): Played defensive tackle with 2 tackles and one quarterback pressure on Bengals QB Akili Smith...Game 3 vs. Pittsburgh (9/17): Played defensive tackle with 2 tackles, 1 solo...Game 4 at Oakland (9/24): Played defensive tackle and recorded 2 solo tackles, 1 sack and 1 quarterback pressure on Raiders QB Rich Gannon...Game 5 vs. Baltimore (10/1): Played defensive tackle with 3 tackles, 2 solos, and 1 quarterback pressure on Ravens QB Tony Banks...Game 6 at Arizona (10/8): Played defensive tackle with 3 solo tackles...Game 7 at Denver (10/15): Played defensive tackle with 3 tackles, including 2 solos, and 1 quarterback pressure on Broncos QB Brian Griese...Game 8 at Pittsburgh (10/22): Played defensive tackle with 2 solo tackles...Game 9 vs. Cincinnati (10/29): Played defensive tackle with 4 tackles and 1 quarterback pressure on Bengals QB Akili Smith...Game 10 vs. N.Y. Giants (11/5): Played defensive tackle with 1 solo tackle...Game 11 vs. New England (11/12): Played defensive tackle with 2 tackles and 1 interception...Made a key play in the second quarter by intercepting a pass from Patriots QB Drew Bledsoe at the New England 41-yard line, which led to the Browns nine-yard TD pass to TE Aaron Shea and a Browns 10-3 lead...Game 12 at Tennessee (11/19): Played defensive tackle with 5 solo tackles as the defense forced the Titans to turn the ball over a season-high 7 times (4 interceptions and 3 fumbles)...Game 13 at Baltimore (11/26): Played defensive tackle and tied a career-high with 6 tackles, including 4 solos, and 1 forced fumble...Forced a fumble in the fourth quarter as Ravens RB Priest Holmes fumbled and was recovered by Browns LB Wali Rainer...Game 14 at Jacksonville (12/3): Played defensive tackle with 2 solo tackles...Game 15 vs. Philadelphia (12/10): Started at defensive tackle as the Browns opened with a five-man defensive front...Recorded 1 solo tackle...Game 16 vs. Tennessee (12/17): Played defensive tackle with 3 tackles, including 2 solos.

1999: Appeared in 15 regular-season games, and earned a starting role early in the season with 11 starting assignments at defensive tackle as he totaled 51 tackles, 28 solo, 2 sacks for 11 yards, 5 passes defended, 1 fumble recovery and 1 forced fumble...Recorded sacks Week 3 at Baltimore on Sept. 26 with a 2-yard sack of Ravens QB Stoney Case and Week 5 vs. Cincinnati on Oct. 10 with a 9-yard sack on Bengals QB Akili Smith... Recovered a fumble Week 8 at New Orleans on Oct. 31 which resulted in a Browns touchdown drive...Forced a fumble Week 12 vs. Tennessee on Nov. 28, stripping the ball loose from RB Eddie George...Recorded season-high 5 tackles Week 8 at New Orleans on Oct. 31 and Week 13 at San Diego on Dec. 5...Game 1 vs. Pittsburgh (9/12): Played on defensive line rotation and recorded 4 tackles and 1 quarterback pressure...Game 2 at Tennessee (9/19): Saw action in a reserve role and recorded 2 tackles, 1 solo and 1 assisted tackle...Game 3 at Baltimore (9/26): Started at left tackle in place of the injured John Jurkovic (shoulder)...Recorded 4 tackles, including 3 solo tackles...Also sacked Ravens QB Stoney Case for a 2-yard loss, 1 pass broken up and 1 quarterback hit...Game 4 vs. New England (10/3): Started at defensive tackle and recorded 3 tackles, including 2 solos...Also registered 2 hits on Patriots QB Drew Bledsoe...Game 5 vs. Cincinnati (10/10): Started at left defensive tackle and recorded 3 tackles, including 1 solo, 1 hit on Bengals QB Akili Smith and 1 pass broken up...Also recorded a 9-yard sack of Akili Smith...Game 6 at Jacksonville (10/17): Started at left defensive tackle and made 3 tackles, including 2 solos...Game 7 at St. Louis (10/24): Started at left defensive tackle and recorded 2 solo tackles...Also had 1 hit on Rams QB Kurt Warner...Game 8 at New Orleans (10/31): Started at left defensive tackle and recorded 5 tackles, including 3 solos, 1 hit on Saints QB Billy Joe Tolliver and 1 pass defended...Also recovered a fumble by Saints QB Billy Joe Tolliver and returned the ball 14 yards to the Saints 22-yard line, which resulted in a Browns touchdown drive...Game 9 vs. Baltimore (11/7): Started at left defensive tackle and had 2 solo tackles and 1 hit on Ravens QB Tony Banks...Left the game in the first quarter with a knee injury and did not return...Game 10 at Pittsburgh (11/14): Inactive due to knee injury... Game 11 vs. Carolina (11/21): Played defensive tackle with 4 tackles, including 2 solos...Game 12 vs. Tennessee (11/28): Started at left defensive tackle and had 4 tackles and 2 passes broken up...Also forced a fumble on a hit on Titans RB Eddie George in the fourth quarter and recovered by Browns DT Mike Thompson at the Browns 44-yard line...Game 13 at San Diego (12/5): Played defensive tackle and had 5 tackles...Game 14 at Cincinnati (12/12): Started at left defensive tackle and recorded 4 tackles, including 3 solos...Game 15 vs. Jacksonville (12/19): Started at left defensive tackle and recorded 2 tackles...Game 16 vs. Indianapolis (12/26): Started at left defensive tackle and recorded 4 tackles.

1998: Signed with Lions on Oct. 19 after being released by Kansas City on Oct. 14...Role increased dramatically after Dan Owens was placed on Injured Reserve on Nov. 23 (knee)...Played sparingly in last two games of '98 due to lingering ankle sprain... After seeing reserve duty in first five games as a Lion, he started Games 12-14, and responded with a career-high 6 tackles in all three contests... Spent the first six games of the 1998 season with the Chiefs, and recorded 2 tackles in reserve duty... Traded to the Chiefs by Green Bay on May 13, 1998 in exchange for DE Vaughn Booker.

1997: Saw duty in 12 regular-season games with one start, seeing duty at both defensive end and nose tackle and contributing 12 tackles, including 5 solos...Had 2 tackles in the season-opener vs. Chicago on Sept. 1... Produced a season-high 3 tackles vs. Minnesota on Sept. 21...Came up with 2 stops in a start vs. Tampa Bay on Oct. 5 when Gilbert Brown was sidelined with a knee injury...Was inactive at New England on Oct. 27, vs. Detroit on Nov. 2, vs. St. Louis on Nov. 9 and at Indianapolis on Nov. 16...Saw extensive duty in the final five regular-season games when both Reggie White and Gilbert Brown were ailing...Played in all three playoff games, but did not record a tackle...Saw significant time vs. Denver on Jan. 25, 1998 in Super Bowl XXXII when he replaced the injured Gabe Wilkins at right end.

1996: Played in all 16 regular-season games for the first time in his career...Finished the year with 10 tackles, including 6 solos...Saw most of his action in a special teams role but also as an occasional substitute in the interior of the defensive line...Made a pair of solo stops both at Minnesota on Sept. 22 and at St. Louis on Nov. 24...Had a season-high 3 tackles at Seattle on Sept. 29...Most extensive action of the season came at Kansas City on Nov. 10, when he frequently spelled Santana Dotson at defensive tackle...Played in all three of the club's postseason contests including a 35-21 Super Bowl XXXI win over New England on Jan. 26, 1997, but did not record any stats.

Darius Holland *continued*

1995: Saw action in 14 games with four starts... Finished the regular season with 19 tackles (14 solos), 1.5 sacks (-7.0 yards) and a pass defended...Spent the first five games of the regular season backing up Gabe Wilkins at defensive tackle...Teamed with Reggie White for a sack of Chris Miller in the season opener vs. St. Louis on Sept. 3...Tallied 3 stops in a reserve role at Dallas on Oct. 8...Got his inaugural NFL start vs. Detroit on Oct. 29 and recorded the first full sack of his NFL career, dropping the Lions' Scott Michell in the second quarter...Started contests at Minnesota on Nov. 5 and vs. Chicago on Nov. 12 as well...Was inactive vs. Cincinnati on Dec. 3 due to a groin injury suffered vs. Tampa Bay on Nov. 26...Inactive vs. Pittsburgh on Dec. 24...Was inactive for an NFC First Round Playoff contest vs. Atlanta on Dec. 31 and made one tackle apiece in an NFC Divisional Playoff bout at San Francisco on Jan. 1, 1996 and in the NFC Championship game at Dallas on Jan. 14, 1996.

College: A four-year letter winner for Colorado (1991-94), starting for two-and-a-half seasons with a total of 26 opening nods...Finished his collegiate career with 163 tackles, 8.0 sacks and 21 tackles for loss...Competed in four bowl contests (Fiesta twice, Blockbuster and Aloha)...Selected to play in the Hula Bowl following his junior season...Earned honorable mention All-Big Eight honors as a senior, when he registered 77 tackles, 11 stops for loss, 3.0 sacks and a team-best 13 quarterback hurries...Registered 53 tackles to go with 4.0 sacks and 8 tackles for loss as a junior...Majored in criminal justice/sociology at Colorado.

Personal: Earned prep All-America honors from *SuperPrep* and *Who's Who* as a senior at Mayfield High School in Las Cruces, N.M., garnering Second-Team All-America accolades from *USA Today*...Also named Gatorade Player of the Year in the state of New Mexico...Picked as the state's Defensive Player of the Year by the *Albuquerque Journal*...Garnered All-State and All-District honors as both a junior and a senior...Had 45 tackles and 3.0 sacks as a defensive tackle in his final prep campaign...A four-time letterman in football, he played tight end and fullback on offense, rushing 50 times for 227 yards and 4 touchdowns while catching 14 passes for 238 yards...Also played basketball, averaging 12 points and 11 rebounds per game at center as a senior...A three-time track letterman, excelled in the shot put (best mark was 61'9") and discus (best throw was 180'0")...Feb. 27, 1997 was declared as Darius Holland Day by the State of New Mexico...Full name: Darius Jerome Holland...Single...Resides in Las Cruces, N.M....Has one son, Isiah, 5. Through his foundation, Holland's Heroes Program, he has financed his foundation to assist four local middle schools and encourages students to attend school regularly, earn good grades and display positive behavior...Will serve as a spokesperson for the Spina Bifoda Foundation and also lends support to the Taste of the NFL Celebrity Dinner, the Make-A-Wish Foundation Celebrity Waiter event and building a playground for the United Way's Hometown Huddle program.

HOLLAND'S SINGLE-GAME CAREER HIGHS

TACKLES: 6 (four times: Last at Baltimore 11/26/00)

SACKS: 1 at Detroit 10/25/95; at Baltimore 9/26/99;

vs. Cincinnati 10/10/99; at Oakland 9/24/00

INTERCEPTIONS: 1 vs. New England 11/12/00

PASSES BROKEN UP: 2 vs. Tennessee 11/28/99

HOLLAND'S DEFENSIVE STATISTICS

Year	TACKLES			Sacks	Int's	Passes	Fumbles	Special Teams
	Total	Solo	Asst.	No/Yds	No/Yds	Def.	Rec./For.	Tackles
1995 (G.B.)	19	14	5	1.5/7.0	0/0	1	0/0	-
1996 (G.B.)	10	6	4	0/0	0/0	0	0/0	-
1997 (G.B.)	12	5	7	0/0	0/0	0	0/0	-
1998 (K.C./Det.)	25	17	8	0/0	0/0	0	0/0	-
1999 (Cle.)	51	28	23	2/11	0/0	5	1/1	-
2000 (Cle.)	45	33	12	1/0	1/0	0	0/2	-
Career	162	103	59	4.5/18.0	1/0	6	1/3	-

PLAYERS

Veterans

LENZIE JACKSON 81

Wide Receiver



HEIGHT	YEAR W/BROWNS
6-0	2nd
WEIGHT	YEAR IN NFL
184	3rd
BIRTHDATE	COLLEGE
June 17, 1977	Arizona State
HOW ACQUIRED	
FA - '00	

Games Played/Started: 1999 (4/0); 2000 (5/0).

Career Totals: 9 games, 0 starts.

Career Transactions: Signed with Jacksonville as an undrafted rookie free agent on April 23, 1999...Waived by Jacksonville on Sept. 5, 1999...Signed to Jacksonville practice squad on Sept. 7, 1999...Signed by Jacksonville to 53-man roster on Nov. 10, 1999...Waived by Jacksonville on Aug. 22, 2000...Signed by Oakland to practice squad on Aug. 30, 2000...Signed by Cleveland as a free agent on Sept. 13, 2000.

Seasonal Reviews

2000: Joined the Browns from the Oakland Raiders practice squad and appeared in five regular-season games before ending his season by being placed on the Reserve-Non-Football Injury List (toe) on Nov. 1, 2000...Saw most of his action on special teams including 9 kickoff returns for 168 yards (18.7 avg.), including a long of 30 yards...Also registered 1 special teams tackle...Recorded his first career NFL reception at Pittsburgh on Oct. 22 with a 5-yard reception from QB Doug Pederson...Signed by Cleveland as a free agent Sept. 12, 2000 from the Oakland practice squad ...Game 3 vs. Pittsburgh (9/17): Played on special teams in his Browns debut with two kickoff returns for 31 yards (15.5 avg.), including a long of 26 yards...Game 4 at Oakland (9/24): Played on special teams...Game 5 vs. Baltimore (10/1): Played on special teams with 2 kickoff returns for 55 yards (27.5 avg.) including a long of 30 yards...Game 6 at Arizona (10/8): Inactive...Game 7 at Denver (10/15): Played special teams with 2 kickoff returns for 36 yards (18.0 avg.), including a long of 20 yards...Also had 1 special teams tackle...Game 8 at Pittsburgh (10/22): Played wide receiver and recorded his first NFL reception with a 5-yard reception...Also played special teams with 3 kickoff returns for 46 yards (15.3 avg.), including a long of 19 yards...Game 9 vs. Cincinnati (10/29): Inactive (toe)...Placed on Reserve-Non Football Injury List on Nov. 1, 2000.

1999: Backup wide receiver saw action in four regular-season games, was inactive for four games and was on the Jaguars' practice squad for eight games...Signed with Jacksonville as an undrafted rookie free agent on April 22, 1999...Played in all four pre-season games and was waived on Sept. 5, 1999 in the final cuts...Signed to the Jaguars' practice squad on Sept. 6, 1999, where he spent the first half of the season...Moved to the active roster on Nov. 10, 1999 to replace an injured RB Tavian Banks...Saw his first NFL action on Nov. 14 vs. Baltimore, playing on special teams...Also lined up deep alongside Reggie Barlow on kickoff returns...Next week vs. New Orleans on Nov. 21, served as the third wide receiver for most of the second half after WR Reggie Barlow left the game with a concussion...Also played on special teams and made 1 special teams tackle despite suffering a strained groin...Inactive the next three games (Nov. 28 at Baltimore, Dec. 2 vs. Pittsburgh and Dec. 13 vs. Denver)...Played as fourth wide receiver Dec. 19 at Cleveland and touched the ball for the first time, returning 1 kickoff for 13 yards...Also played as fourth wideout and on special teams Dec. 26 at Tennessee, returning 2 kickoffs for 45 yards...Inactive for Jan. 2 season finale vs. Cincinnati and both playoff games.

College: Four-year letterman who finished his career fifth on school's all-time reception list with 136...Started all 11 games as a senior in 1998, catching 41 passes for 568 yards and 5 touchdowns...Also rushed 3 times for 30 yards and returned 26 kickoffs for 550 yards...Nominated for Fred Biletnikoff Award, given to the nation's premiere receiver...Started all 11 games in 1997 and was named honorable mention All-Pac 10 when he recorded 53 catches for 733 yards and 5 touchdowns...Became the ninth receiver to record 50 catches in a season in school history...Started 10 games in 1996, catching 36 passes for 505 yards and 3 TDs...Led team

Lenzie Jackson *continued*

with 8 catches for 105 yards in an upset victory over No. 1 Nebraska...Played in 10 games as a true freshman in 1995, making 6 catches for 37 yards and 1 touchdown...Graduated in 1999 with a degree in justice studies.

Personal: Resides in Milpitas, Calif...Selected Most Valuable Receiver in the Santa Clara Valley-DeAnza "Super" League as a senior at Milpitas (Calif.) High...Caught 29 passes for 484 yards and 7 touchdowns in only seven games as a senior (missed five weeks with a broken collarbone)...Also rushed for 143 yards on 23 carries when team's tailback was injured, earning second-team All-Central Coast honors...Set school records for receptions in a single season (34) and a career (66)...Also holds record for most touchdowns in a season (8) and career (15)...Named first team All-League as a junior...Also lettered in track...Full name: Lenzie Maurice Jackson.

JACKSON'S SINGLE-GAME CAREER HIGHS

RECEPTIONS: 1 at Pittsburgh (10/22/00)
RECEIVING YARDS: 5 at Pittsburgh (10/22/00)
LONG RECEPTION: 5 at Pittsburgh (10/22/00)
KICKOFF RETURNS: 3 at Pittsburgh (10/22/00)
KICKOFF RETURN YARDS: 55 vs. Baltimore (10/1/00)
LONGEST KICKOFF RETURN: 30 vs. Baltimore (10/1/00)

JACKSON'S RECEIVING STATISTICS

Year	Rec.	Yards	Average	Long	TD
1999 (Jac.)	0	0	0.0	0	0
2000 (Cle.)	1	5	5.0	5	0
Career	1	5	5.0	5	0

JACKSON'S CAREER SPECIAL TEAMS STATISTICS

Year	PUNT RETURNS						KICKOFF RETURNS						Special Teams
	Ret.	FC	Yards	Avg.	Long	TD	Ret.	FC	Yards	Avg.	Long	TD	Tackles
1999 (Jac.)	0	0	0	0	0	0	3	-	58	19.3	23	0	1
2000 (Cle.)	0	0	0	0	0	0	9	-	168	18.7	30	0	1
Career	0	0	0	0	0	0	12	-	226	18.8	30	0	2

HEIGHT

5-10

YEAR W/BROWNS

3rd

WEIGHT

189

YEAR IN NFL

6th

BIRTHDATE


Feb. 17, 1973

COLLEGE

Colorado State

HOW ACQUIRED

ED (Buf.) - '99



RAYMOND JACKSON

31

Defensive Back

Games Played/Started: 1996 (12/0, 1/0); 1997 (9/0, 0/0); 1998 (14/0, 1/1); 1999 (14/0); 2000 (9/1).

Career Totals: 58 games, 1 start.

Postseason Totals: 2 games, 1 start.

Career Transactions: Originally selected by Buffalo in the fifth round of the 1996 NFL Draft...Selected by the Cleveland Browns Feb. 9, 1999 in the 1999 NFL Expansion Draft.

Career Highlights: Received his first NFL start in the AFC Wild Card Playoff game at Miami on Jan. 2, 1999

and recorded 4 solo tackles and 1 interception...Recorded his first career interception in the fourth quarter vs. the New York Jets on Nov. 24, 1996.

Seasonal Reviews

2000: Appeared in nine regular-season games with one starting assignment at defensive back and totaled 6 tackles, including 3 solos...Saw limited playing time in the defensive secondary in nickel situations and brought leadership to the special teams unit... Also was a key contributor on special teams during the regular season with 4 tackles, including 3 solos...Made his first career regular-season start vs. Jacksonville on Sept. 3 in the season opener and tied a career high by recording 3 tackles...Was inactive Weeks 8-10, Week 12 and Weeks 14-16...Game 1 vs. Jacksonville (9/3): Made his first career regular-season start at defensive back as the Browns went to the nickel defensive package...Tied a career-high by recording 3 tackles, including 2 solos...Also played special teams with 1 tackle...Game 2 at Cincinnati (9/10): Appeared in dime defensive package...Also played on special teams with 1 tackle...Game 3 vs. Pittsburgh (9/17): Appeared in the dime defensive package with 1 solo tackle...Also played special teams...Game 4 at Oakland (9/24): Played special teams...Game 5 vs. Baltimore (10/1): Played special teams...Game 6 at Arizona (10/8): Played defensive back in dime package with 1 tackle...Also played special teams...Game 7 at Denver (10/15): Played defensive back and also appeared on special teams with 1 tackle... Game 8 at Pittsburgh (10/22): Inactive...Game 9 vs. Cincinnati (10/29): Inactive...Game 10 vs. N.Y. Giants (11/5): Inactive...Game 11 vs. New England (11/12): Played corner in the nickel defensive package with 1 tackle...Played special teams with 1 solo tackle...Game 12 at Tennessee (11/19): Inactive...Game 13 at Baltimore (11/26): Played special teams...Game 14 at Jacksonville (12/3): Inactive...Game 15 vs. Philadelphia (12/10): Inactive...Game 16 vs. Tennessee (12/17): Inactive.

1999: Was a key contributor as a leader on special teams by ranking third on the team with 14 special teams tackles, including 9 solos...Also witnessed reserve action in the defensive secondary in the dime package with 6 total tackles, including 5 solos...Recovered an onside kick on Nov. 7 vs. Baltimore...Game 1 vs. Pittsburgh (9/12): Inactive...Game 2 at Tennessee (9/19): Inactive...Game 3 at Baltimore (9/26): Played on special teams with 1 tackle...Game 4 vs. New England (10/3): Played on special teams with 2 tackles, including 1 solo...Game 5 vs. Cincinnati (10/10): Saw reserve action in the secondary with 1 pass broken up...Also played special teams with 1 tackle...Game 6 at Jacksonville (10/17): Played on special teams with 1 solo tackle...Game 7 at St. Louis (10/24): Played on special teams with 1 tackle...Game 8 at New Orleans (10/31): Saw reserve action in the secondary with 1 solo tackle...Played on special teams with 2 tackles...Game 9 vs. Baltimore (11/7): Played special teams...Recovered an onside kick by the Browns early in the second quarter after a 17-yard kickoff at the Browns 47...Game 10 at Pittsburgh (11/14): Saw reserve action in the secondary...Played special teams with 1 solo tackle...Game 11 vs. Carolina (11/21): Played special teams with 2 tackles, including 1 solo...Game 12 vs. Tennessee (11/28): Played in secondary package late in the second quarter replacing FS Corey Fuller (shoulder)...Also played on special teams with 1 solo tackle...Game 13 at San Diego (12/5): Played in secondary package in the first half with 1 solo tackle...Left game in the third quarter with a bruised forearm and returned in the fourth quarter...Also played special teams...Game 14 at Cincinnati (12/12): Played special teams with 2 solo tackles...Game 15 vs. Jacksonville (12/19): Played special teams...Game 16 vs. Indianapolis (12/26): Played in the defensive secondary with 4 tackles, including 3 solos...Also played special teams.

1998: In his third season with Buffalo, appeared in 14 games with a career-high 2 interceptions and recorded 11 tackles...Saw action on nickel and dime units throughout the year, as well as on the special teams unit... Inactive for season opener vs. San Diego on Sept. 6...Saw first action of season at Miami on Sept. 13 as nickel and dime back...Recorded second career interception vs. San Francisco on Oct. 4 when he picked off Steve Young and returned it 27 yards in win over 49ers...Picked off Carolina QB Steve Beuerlein on Oct. 25 for his second interception of the season in the fourth quarter of victory over Panthers...Recorded 2 solo tackles on the kickoff coverage units vs. Indianapolis on Nov. 22...Established a career-high with 2 interceptions (27 yards for a 13.5 avg.)...Received his first career start in the AFC Wild Card Playoff Game at Miami on Jan. 2, 1999 and recorded an interception on the second play from scrimmage in the second half and also recorded 4 solo tackles (3 solos).

1997: Saw action in a total of nine games, mostly on special teams and occasionally in nickel and dime cov-

Raymond Jackson *continued*

erage...Was deactivated seven times...Finished the year with 3 tackles on special teams...Came up big with play at Miami on Nov. 17 when he forced a fumble on kickoff coverage which led to a Bills field goal.

1996: Was inactive for the first two games of the season...Was active at Pittsburgh on Sept. 16 but did not play...Was inactive vs. Dallas on Sept. 22...Saw his first career action on special teams vs. Indianapolis on Oct. 6...Saw most extensive defensive action of the season vs. Cincinnati on Nov. 17 as he became the dime back when Ken Irvin replaced a shaken up Jeff Burris at cornerback...Came up with his first career interception in the fourth quarter vs. New York Jets on Nov. 24...Had 2 special teams tackles in his first career post-season game in Wild Card vs. Jacksonville on Dec. 28.

College: Finished his collegiate career as the all-time leader in interceptions at Colorado State with 18...Total ranks third in WAC history...Was first-team All-WAC in 1995...Holds CSU record for interception return yardage with 336 yards...Named to the College Football Association's Good Works team for his volunteer efforts with the elderly and local underprivileged youths...Led the team with 6 interceptions and was honorable mention All-WAC in 1994...Blocked punt and returned it 30 yards for the score vs. New Mexico in 1994...Earned honorable mention All-WAC after leading the team with 5 interceptions in 1993...Tied the WAC record and set a school record when he returned an interception 100 yards for the score at UTEP.

Personal: Full name: Raymond DeWayne Jackson...One of state's most highly touted prep players at Montbello (Denver, Colo.) High...All-State honoree as a defensive back in 1990...All-conference as a tailback and defensive back...Majored in social work...He and his wife, Natalie, have five children, Amaya, Pashay, Alissa, Evan and Raymond Jr....Enjoys talking to children with organizations such as Center for Families and Children and the United Way and is active in Fellowship of Christian Athletes programs...Also donates time to visit and speak with children at several elementary schools throughout the Cleveland area.

JACKSON'S SINGLE-GAME CAREER HIGHS

TACKLES: 3 at Carolina 10/25/98; vs. Jacksonville 9/3/00

INTERCEPTIONS: 1 (Three times) Last: vs. Miami 1/3/99

INTERCEPTION RETURN YARDS: 27 vs. San Francisco (10/4/98)

PASSES BROKEN UP: 1 (Four times) Last: vs. Cincinnati 10/10/99

JACKSON'S DEFENSIVE STATISTICS


Year	TACKLES			Sacks	Int's	Passes	Fumbles	Special Teams
	Total	Solo	Asst.	No/Yds	No/Yds	Def.	Rec./For.	Tackles
1996 (Buf.)	7	6	1	0/0	1/0	1	0/0	10
1997 (Buf.)	0	0	0	0/0	0/0	0	0/0	13
1998 (Buf.)	11	5	6	0/0	2/27	2	0/0	11
1999 (Cle.)	6	5	1	0/0	0/0	1	0/0	14
2000 (Cle.)	6	3	3	0/0	0/0	0	0/0	4
Career	30	19	11	0/0	3/37	4	0/0	52

PLAYERS

Veterans

KEVIN
JOHNSON
85

Wide Receiver

**HEIGHT**

5-11

WEIGHT

195

BIRTHDATE

July 15, 1976

HOW ACQUIRED

D (2a) - '99

YEAR W/BROWNS

3rd

YEAR IN NFL

3rd

COLLEGE

Syracuse

Games Played/Started: 1999 (16/16); 2000 (16/16).

Career Totals: 32 games, 32 starts.

Career Transactions: Selected by the Cleveland Browns in the second round, 32nd overall, in the 1999 NFL Draft.

Career Highlights: Cleveland's leading receivers in 1999 (66 receptions, 986 yards) and 2000 (57 receptions, 669 yards)...Led all NFL rookie receivers in 1999 in receptions (66), receiving yards (986) and receiving TDs (8)...Established Browns rookie records for receptions and yards while ranking second in TDs...Connected with rookie QB Tim Couch for 8 TDs, one short of the NFL rookie duo record of 9 shared by three pairs...Recorded his first career touchdown at Tennessee on Sept. 19, 1999 with a 39-yard touchdown strike from Couch.

Seasonal Reviews

2000: The only offensive player to start each regular-season game during the 1999 and 2000 seasons, Johnson started all 16 games at wide receiver and led the club for the second consecutive season with 57 receptions and 669 yards (11.7 avg.)...Established a career-high with 8 receptions for 60 yards at Denver on Oct. 15...Had a reception in each game, as he extended his consecutive reception streak to 32 consecutive games...Had a career-high 79 yard reception vs. Pittsburgh on Sept. 17 in a 23-20 win over the Steelers...Recorded a season-high 102 yards receiving (his third of career) on 6 receptions vs. Cincinnati on Oct. 29...Also recorded his 100th career reception on a 14-yard pass from QB Spergon Wynn vs. the Bengals...Lined under center as QB for 4 plays vs. Philadelphia on Dec. 10 and was 1-of-3 for 23 yards and 1 interception...Game 1 vs. Jacksonville (9/3): Started at wide receiver and recorded 3 receptions for 32 yards (10.7 avg.), including a long of 17 yards...His 17-yard reception on a third-and-11 play from the Jaguars 34-yard line helped keep the Browns scoring drive continue late in the second quarter to tie the score, 7-7...Game 2 at Cincinnati (9/10): Started at wide receiver and led the team with 5 receptions for 59 yards (11.8 avg.), including a long of 18 yards...3 of his 5 receptions were for first downs...His second reception went for 10 yards to the Bengals 6-yard line and helped sustain the Browns second TD drive...His 15-yard reception in the third quarter to the Bengals 30-yard line helped the Browns position for a successful FG attempt...Game 3 vs. Pittsburgh (9/17): Started at wide receiver with 4 receptions for 97 yards (24.2 avg.), including a long of 79 yards...Late in the fourth quarter from the Cleveland 8-yard line, recorded a career-high 79-yard reception from QB Tim Couch to the Steelers 13-yard line as the drive ended with a game-winning 19-yard FG by K Phil Dawson for the 23-20 final...Game 4 at Oakland (9/24): Started at wide receiver with 3 receptions for 19 yards...2 of his 3 receptions were for first downs...Game 5 vs. Baltimore (10/1): Started at wide receiver and recorded 2 receptions for 11 yards (5.5 avg.)...Game 6 at Arizona (10/8): Started at wide receiver and recorded 1 reception for 4 yards...Game 7 at Denver (10/15): Started at wide receiver and recorded a career-high 8 receptions for 60 yards (7.5 avg.), including a long of 15 yards...Game 8 at Pittsburgh (10/22): Started at wide receiver and recorded 2 receptions for 5 yards (2.5 avg.)...Game 9 vs. Cincinnati (10/29): Started at wide receiver and recorded 6 receptions for 102 yards, including a long of 32 yards...5 of his 6 receptions were for first downs...Recorded his 100th career reception in the fourth quarter on a 14-yard pass from QB Spergon Wynn...Game 10 vs. N.Y. Giants (11/5): Started at wide receiver and led the Browns with 5 receptions and 76 yards (15.2 avg.), including a long reception of 23 yards...Late in the first quarter, drew a defensive pass interference penalty in the end zone on Giants CB Dave Thomas placing the Browns at the Giants 2-yard line...4 of his 5 receptions were for first downs and 3 were for 18 yards or more...Game 11 vs. New England (11/12): Started at

Kevin Johnson *continued*

wide receiver with 3 receptions for 23 yards (7.7 avg.), including a long of 9 yards...2 of his 3 receptions were for first downs...Game 12 at Tennessee (11/19): Started at wide receiver with 2 receptions for 9 yards (4.5 avg.)...Also played special teams on kickoff return with the injury to David Patten (shoulder)...Game 13 at Baltimore (11/26): Started at wide receiver and recorded 4 receptions for 85 yards (21.3 avg.), including a long of 67 yards...On the Browns opening possession, had a 7-yard reception and a 67-yarder on consecutive plays to move the Browns to the Ravens 12-yard line, as the drive ended with a 4-yard TD run by RB Travis Prentice... Game 14 at Jacksonville (12/3): Started at wide receiver with 1 reception for 8 yards...Game 15 vs. Philadelphia (12/10): Started at wide receiver with 6 receptions for 76 yards (12.7 avg.)...4 of his 6 receptions were for first downs... Lined up at quarterback for 4 plays and completed 1-of-3 passes for 23 yards and 1 interception...His first pass was thrown incomplete...His second pass marked his first NFL pass completion on a 23-yard completion to WR David Patten on a second-and-9 play...Attempted a deep pass to Patten in the third quarter that was intercepted by Eagles FS Brian Dawkins...His one other snap under center was a handoff for a running play...On the first scoring drive in the second quarter, had a key 23-yard pass completion to WR David Patten and a 22-yard reception in the 7-play, 74-yard scoring drive (3:42), as the Browns tied the score, 7-7... Late in the second quarter had a seven-yard reception at the 50-yard line and Johnson lateralled to WR Dennis Northcutt for another 11 yards to the Eagles 39-yard line...Added a 16- and 31-yard reception in the fourth quarter...Game 16 vs. Tennessee (12/17): Started at wide receiver with 2 receptions for 3 yards.

1999: First choice in the second round of the '99 draft and made immediate impact in rookie season by leading the team with 66 receptions, 986 yards and 8 touchdowns...Started in all 16 games and clicked with rookie QB Tim Couch beginning Week 2 of the regular season...In first game with Couch starting at QB (Sept. 19 at Tennessee), recorded 4 receptions for 62 yards including his first career NFL touchdown reception on a 39-yard touchdown strike...Had a touchdown reception in three consecutive games, Weeks 2-4...39 of his 66 receptions were for first downs; 36 receptions 10 yards+; 17 receptions 20 yards+; 8 receptions 30 yards+; and 3 receptions 40 yards+...Recorded touchdown receptions at Tennessee on Sept. 19; at Baltimore on Sept. 26; vs. New England on Oct. 3; 2 at New Orleans on Oct. 31; at Pittsburgh on Nov. 14; vs. Tennessee on Nov. 28; and at San Diego on Dec. 5...Had at least 1 reception in all of 16 regular season games, including seven games with 5 or more receptions...Had two games with 100 or more yards receiving...Game 1 vs. Pittsburgh (9/12): Made his NFL debut starting at wide receiver and also played on special teams...Recorded 2 receptions for 13 yards (6.5 avg), including a long of 7 yards...Also recorded a fair catch on the punt return unit...Game 2 at Tennessee (9/19): Started at wide receiver and recorded his first touchdown reception with a 39-yard strike from Tim Couch at 2:51 of the third quarter...Led the team with 4 receptions for 62 yards (15.5 avg.) with a long of 39 yards and 1 touchdown...3 of his 4 receptions were for 10 yards or more...Also returned 1 punt for 3 yards...Game 3 at Baltimore (9/26): Started at wide receiver and recorded his second touchdown of the season with an 11-yard reception 57 seconds into the fourth quarter to reduce the Ravens lead to 17-10... Recorded 2 receptions for 18 yards (9.0 avg.), and a long of 11...Also returned 2 punts for 21 yards, including a long of 13 yards, and 1 fair catch...Game 4 vs. New England (10/3): Started at wide receiver and recorded 6 receptions for 131 yards (21.8 avg.), including a 64-yard touchdown reception...His 131 yards receiving is the fourth highest total by a Browns rookie (Derrick Alexander holds the top two marks 171 yards vs. New York Giants on Dec. 4, 1994 and 136 yards vs. Arizona Cardinals on Sept. 18, 1994; Webster Slaughter has the third mark with 134 yards vs. Pittsburgh on Nov. 23, 1986)...His touchdown reception from Tim Couch marked the first time in the 1990s an NFL rookie quarterback and wide receiver recorded a touchdown in three consecutive games...The touchdown from Couch marked the first points in the regular season by the Browns at Cleveland Browns Stadium...Had 4 receptions for 96 yards in the first half...3 of his 6 receptions were for 15 yards or more...3 of his receptions went for first downs...Also returned 3 punts for 12 yards (4.0 avg.), including a long of 11 yards, and had 1 fair catch...Game 5 vs. Cincinnati (10/10): Started at wide receiver and recorded 5 receptions for 73 yards (14.6 avg.) and a long of 24 yards...On the Browns second possession, made consecutive receptions with a 24-yard catch on third-and-17 and a 21-yard reception on first down to the Bengals 25-yard line...Totaled 3 receptions on Browns first scoring drive for 54 yards to help set-up Dawson's 4-yard touchdown scamper...On Browns second touchdown drive, drew a 29-yard pass interference penalty on Bengals Ty Howard to set-up Kirby's 1-yard touchdown run...Also returned 4 punts for 43 yards (10.8 avg.), with a long of 15 yards...Game 6 at Jacksonville (10/17): Started at wide receiver with 3 receptions for 38 yards (12.7 avg.), including a long of 19 yards...On the Browns first possession of the second half, connected with Couch for consecutive receptions of 19 and 14 yards respectively...Also returned 3 punts for 18 yards (6.0

avg.)...Game 7 at St. Louis (10/24): Started at wide receiver and recorded 3 receptions for 35 yards (11.7 avg.), including a long of 15 yards...Game 8 at New Orleans (10/31): Started at wide receiver and recorded 4 catches for 96 yards (24.0 avg.), including 2 touchdowns...Made a 56-yard touchdown reception from Couch on the final play of the game for a 21-16 win over New Orleans...Also recorded a 24-yard touchdown reception with 8:53 remaining in the third quarter...His 2 receiving touchdowns ties a Browns rookie reception mark for most single-game receiving TDs by a rookie in club history (Brian Brennan on Nov. 25, 1984 vs. Houston; Harry Holt on Dec. 18, 1983 vs. Pittsburgh; Paul Warfield on Nov. 22, 1964 vs. Green Bay)...Game 9 vs. Baltimore (11/7): Started at wide receiver and had 3 receptions for 43 yards (14.3 avg.), including a long of 35 yards...Game 10 at Pittsburgh (11/14): Started at wide receiver and led the team with 5 receptions for 73 yards (14.6 avg.), including a 35-yard touchdown...On the Browns opening drive, connected with Couch for a 35-yard touchdown to give the Browns an early 7-0 lead...Also played special teams with 1 punt return for 5 yards and 1 fair catch...Game 11 vs. Carolina (11/21): Started at wide receiver and recorded 5 receptions for 55 yards, including a long of 23 yards...3 of his 5 receptions gained first downs...Also called for 2 fair catches on punt returns...Game 12 vs. Tennessee (11/28): Started at wide receiver with 6 receptions for 90 yards and 1 touchdown...Had a 26-yard reception to the Titans 4-yard line, setting up a Tim Couch 4-yard touchdown run...Connected with Couch for a 6-yard touchdown reception late in the fourth quarter...All 6 of his receptions were for first downs, including 3 on third down...Also had 2 punt returns for 9 yards (4.5 avg.)...Game 13 at San Diego (12/5): Started at wide receiver and recorded 5 receptions for 41 yards (8.2 avg.), including a 19-yard touchdown reception...The touchdown reception from Couch came with six seconds remaining in the first half and cut the Chargers lead to 13-10...All 5 receptions came in the first half...Following game vs. Chargers, ranked second in franchise history for seasonal receptions by a rookie with 53, surpassing Paul Warfield (52 in 1964) and trailing only Eric Metcalf (54 in 1989)...Also had 1 punt return for 7 yards and 1 fair catch...Game 14 at Cincinnati (12/12): Started at wide receiver and recorded 7 receptions for 135 yards (19.3 avg.), including a long of 44 yards...Had 4 receptions for 91 yards in second quarter...A 44-yard completion from QB Tim Couch in the second quarter set-up a 1-yard TD run by RB Terry Kirby...5 of his 7 receptions were for first downs...3 receptions were for 24 yards or more...With his 7 receptions established a Browns rookie single-season receiving record with 60 receptions surpassing the mark of Eric Metcalf (54 receptions in 1989)...Also played special teams with 1 fair catch...Game 15 vs. Jacksonville (12/19): Started at wide receiver and had 4 receptions for 54 yards...Added a 31 yard reception from QB Ty Detmer in the fourth quarter...2 of his 4 receptions were for first downs and were for 17 and 31-yards...Also returned 1 punt for 4 yards...Game 16 vs. Indianapolis (12/26): Started at wide receiver and recorded 2 receptions for 29 yards...In the first quarter, his 4-yard reception to the Colts 1-yard line set-up a RB Terry Kirby 1-yard touchdown run for an early 7-0 lead...In the third quarter, his 25-yard reception to the Browns 39-yard line helped on a 7-play touchdown drive to give the Browns a 28-19 lead...Also played special teams with 1 punt return for 6 yards.

College: Originally began his Syracuse career as a quarterback...Ranks third in Big East Conference history with 1,437 kickoff return yards...His 4 kickoff returns for touchdowns set a conference career record...During college career, totaled 98 receptions for 1,584 yards (16.2 avg.) and 13 TDs...Collegiate career totals also include 50 kickoff returns for 1,437 yards (28.7 avg.) 4 TDs; 24 punt returns for 256 yards (10.7 avg.) and 1 TD...Ranks sixth in Syracuse annals with 98 catches and fifth with 13 touchdowns receiving...Gained 3,422 all-purpose yards during his career, the fifth-best total in Syracuse annals...Senior year All-America First-Team selection as a return specialist by *The Sports Network* and the American Football Coaches Association, becoming the 50th Orangeman to garner national First-Team honors...All-Big East Conference first-team choice and named Special Teams Player of the Year...Ranked third in the nation with 23 kickoff returns for 690 yards (30.0 avg.) and 2 touchdowns...His 30.0-yard average broke the old school season-record of 27.5 yards per kickoff return by Jim Turner in 1996...Led the team and ranked 10th in the nation with 1,834 all-purpose yards (166.7 ypg)...His 1,894 yards are topped only by Floyd Little's 1,990 (1965) on the school's season-record list...Led the Orangemen with a career-high 60 catches for 894 yards (14.9 avg.) and 9 touchdowns... His 60 receptions broke the old school season-record of 56 by Shelby Hill in 1993 and Marvin Harrison in 1995...His 894 yards rank sixth on Syracuse's annual record list while his 9 scoring grabs places him third among Orange receivers...Added 105 yards and 3 scores on 8 carries (13.1 avg.) and 145 yards on 18 punt returns (8.1 avg.)...Paced the squad with 14 total touchdowns, the fifth-best season total in Syracuse history...Against Miami, returned a kickoff 100 yards (tied school record) for a touchdown and had an 11-yard scoring grab...His junior year named Second-Team All-Big East Conference pick as a kickoff returner...Led the conference with 14

Kevin Johnson *continued*

kickoff returns for 514 yards (36.7 avg.) and 2 touchdowns ...Caught 32 passes for 612 yards (19.1 avg.) and 3 scores...Averaged 94.8 all-purpose yards per game...In the Kickoff Classic vs. Wisconsin, got the season off to a rousing start as he returned the opening kickoff 89 yards for a touchdown...In sophomore season, saw increased playing time as the season progressed...Caught 6 passes for 78 yards (13.0 avg.) and a touchdown...Returned 11 kickoffs for 202 yards (18.4 avg.) and 4 punts for 99 yards (24.8 avg.), including 1 score...Served freshman year as a backup quarterback and also saw action at wide receiver and on special teams...Gained 14 yards on 2 carries (7.0 avg.) and 31 yards on a pair of kickoff returns (15.5 avg.).

Personal: Charitable endeavors include visiting children at the Cleveland Clinic Foundations Children's Hospital and participating with the Fellowship of Christian Athletes...Actively involved in the community and works closely with children through organizations such as the United Way's Hometown Huddle program and the Boys and Girls Clubs...In 1999, was named to the University of Syracuse All-Century Team...*Super Prep* First-Team All-America and Northeastern Offensive Player of the Year, adding *Prep Football Report* All-Region & All-State honors at Hamilton West (N.J.) High...Rated the top quarterback in the East and 12th in the nation by *Super Prep*...Threw for 1,694 yards and 13 touchdowns and also rushed for 531 yards and 6 touchdowns as a senior...History major at Syracuse...Son of Flora Johnson...Born Kevin L. Johnson on July 15, 1976 in Trenton, N.J...Resides in Hamilton Township, N.J...Has one son, Kevin Johnson Jr.

JOHNSON'S RECEIVING SINGLE-GAME CAREER HIGHS

RECEPTIONS:	8 at Denver 10/15/00
RECEIVING YARDS:	135 at Cincinnati 12/12/99
RECEIVING TD's:	2 at New Orleans 10/31/99
LONG RECEPTION:	79 vs. Pittsburgh 9/17/00
PUNT RETURNS:	4 vs. Cincinnati 10/10/99
PUNT RETURN YARDS:	43 vs. Cincinnati 10/10/99
LONGEST PUNT RETURN:	15 vs. Cincinnati 10/10/99
KICKOFF RETURNS:	1 at New Orleans 10/31/99
KICKOFF RETURN YARDS:	25 at New Orleans 10/31/99
LONGEST KICKOFF RETURN:	25 at New Orleans 10/31/99
PASSING ATTEMPTS:	3 vs. Philadelphia 12/10/00
COMPLETIONS:	1 vs. Philadelphia 12/10/00
PASSING YARDS:	23 vs. Philadelphia 12/10/00
LONG PASS:	23 vs. Philadelphia 12/10/00
INTERCEPTIONS:	1 vs. Philadelphia 12/10/00

JOHNSON'S CAREER RECEIVING STATISTICS

Year	Rec.	Yards	Avg.	Long	TD
1999 (Cle.)	66	986	14.9	64t	8
2000 (Cle.)	57	669	11.7	79	0
Career	123	1,655	13.5	79	8

JOHNSON'S CAREER SPECIAL TEAMS STATISTICS

Year	PUNT RETURNS					KICKOFF RETURNS					Special Teams		
	Ret.	FC	Yards	Avg.	Long	TD	Ret.	FC	Yards	Avg.	Long	TD	Tackles
1999 (Cle.)	19	10	128	6.7	15	0	1	-	25	25.0	25	0	0
2000 (Cle.)	0	0	0	0	0	0	0	-	0	0	0	0	0
Career	19	10	128	6.7	15	0	1	-	25	25.0	25	0	0

Additional Stats: 1 rush for -6.0 yards at Cincinnati 12/12/99.

PLAYERS

Veterans

Kevin Johnson *continued*

JOHNSON'S CAREER PASSING STATISTICS

Year	Att.	Comp.	Pct.	Yards	TD	Int.	Long	Sacks	Yards	Rating
1999 (Cle.)	1	0	0.0	0	0	0	0	-	-	-
2000 (Cle.)	*3	1	33.3	23	0	1	23	0	0	22.2
Career	4	1	25.0	23	0	1	23	0	0	11.5

*lined up under center as QB

JOHNSON'S 2000 OFFENSIVE STATISTICS

Date	RECEIVING					PUNT RETURNS				
	No.	Yds	Avg.	Long	TD	No.	Yds	Avg.	Long	FC
9/3 vs. Jac.	3	32	10.7	17	0	0	0	0.0	0	0
9/10 @ Cin.	5	59	11.8	18	0	0	0	0.0	0	0
9/17 vs. Pit.	4	97	24.2	79	0	0	0	0.0	0	0
9/24 @ Oak.	3	19	6.3	11	0	0	0	0.0	0	0
10/1 vs. Bal.	2	11	5.5	7	0	0	0	0.0	0	0
10/8 @ Ari.	1	4	4.0	4	0	0	0	0.0	0	0
10/15 @ Den.	8	60	7.5	15	0	0	0	0.0	0	0
10/22 @ Pit.	2	5	2.5	3	0	0	0	0.0	0	0
10/29 Cin.	6	102	17.0	32	0	0	0	0.0	0	0
11/5 N.Y.G.	5	76	15.2	23	0	0	0	0.0	0	0
11/12 N.E.	3	23	7.7	9	0	0	0	0.0	0	0
11/19 @ Ten.	2	9	4.5	6	0	0	0	0.0	0	0
11/26 @ Bal.	4	85	21.3	67	0	0	0	0.0	0	0
12/3 @ Jac.	1	8	8.0	8	0	0	0	0.0	0	0
12/10 Phi.	6	76	12.7	31	0	0	0	0.0	0	0
12/17 Ten.	2	3	1.5	2	0	0	0	0.0	0	0
TOTALS	57	669	11.7	79	0	0	0	0.0	0	0

JOHNSON'S 1999 OFFENSIVE STATISTICS

Date	RECEIVING					PUNT RETURNS				
	No.	Yds	Avg.	Long	TD	No.	Yds	Avg.	Long	FC
9/12 vs. Pit.	2	13	6.5	7	0	-	-	-	-	1
9/19 at Ten.	4	62	15.5	39t	1	1	3	3.0	3	0
9/26 at Bal.	2	18	9.0	11t	1	2	21	10.5	13	1
10/3 vs. N.E.	6	131	21.8	64t	1	3	12	4.0	11	1
10/10 vs. Cin.	5	73	14.6	24	0	4	43	10.8	15	0
10/17 at Jac.	3	38	12.7	19	0	3	18	6.0	8	0
10/24 at St.L.	3	35	11.7	15	0	-	-	-	-	-
10/31 at N.O.	4	96	24.0	56t	2	-	-	-	-	-
11/7 vs. Bal.	3	43	14.3	35	0	-	-	-	-	-
11/14 at Pit.	5	73	14.6	35t	1	1	5	5.0	5	1
11/21 vs. Car.	5	55	11.0	23	0	-	-	-	-	2
11/28 vs. Ten.	6	90	15.0	26	1	2	9	4.5	5	1
12/5 at S.D.	5	41	8.2	19t	1	1	7	7.0	7	1
12/12 at Cin.	7	135	19.3	44	0	0	0	0	0	1
12/19 vs. Jac.	4	54	13.5	31	0	1	4	4.0	4	0
12/26 vs. Ind.	2	29	14.5	25	0	1	6	6.0	6	1
TOTALS	66	986	14.9	64t	8	19	128	6.7	15	10

HEIGHT

6-2

WEIGHT

326

BIRTHDATE

Aug. 30, 1971

HOW ACQUIRED

UFA (Was.) - '01

YEAR W/BROWNS

1st

YEAR IN NFL

8th

COLLEGE

Temple

TRÉ
JOHNSON

67

Guard

Games Played/Started: 1994 (14/1); 1995 (10/9); 1996 (15/15); 1997 (11/10); 1998 (10/10); 1999 (16/16, 2/2); 2000 (4/4).

Career Totals: 80 games, 65 starts.

Postseason Games: 2 games, 2 starts.

Career Transactions: Originally drafted by Washington in the second round (31st overall) of the 1994 NFL Draft...Signed by Cleveland as an unrestricted free agent on May 24, 2001.

Career Highlights: Through first seven NFL seasons, has played in 80 games with 65 starts...Voted to NFC Pro Bowl team in 1999 and named a First-Team Pro Bowl alternate in 1996.

Seasonal Reviews

2000: Started four games at right guard before injuring knee (torn ACL) in second half vs. Tampa Bay on Oct. 1...Suspended for season opener vs. Carolina on Sept. 3 due to incident during 1999 playoff game vs. Detroit on Jan. 1, 2000...Starting right guard Weeks 2-5...Recorded TD-saving tackle at Detroit on Sept. 10 with Chris Samuels by chasing down Lions' Kelvin Pritchett after interception and stopping him at 1-yard line...Injured knee during the second half of game vs. Tampa Bay on Oct. 1...Placed on Injured Reserve on Oct. 9...Underwent surgery on Oct. 23.

1999: Started all 16 regular-season games and both playoff contests at right guard...Made the NFC Pro Bowl team for the first time as a reserve and was one of five finalists for the Quarterback Club Jack Kent Cooke Award (Redskins MVP), which went to Stephen Davis...Threw punishing blocks that opened huge holes for 1,405-yard rusher Davis and others...Davis set a Redskins record for rushing yards in a season...Helped fortify an offensive line that allowed only 31 sacks, compared with a franchise-record 61 in 1998...He and the other Redskins offensive linemen received game balls for their play at New York Giants on Sept. 19, when they helped Washington gain 395 yards in a 50-21 rout.

1998: Started 10 games at left guard while battling through injuries for most of the season...Felt lingering effects from 1997 shoulder surgery...Was inactive at Minnesota on Oct. 18 with a knee injury...Started at Arizona on Nov. 8 but was forced out early with a knee injury that landed him on injured reserve.

1997: Played in 11 games with 10 starts...Inactive for the first three games due to offseason shoulder surgery...Returned to lineup vs. Jacksonville on Sept. 28...Showed versatility at Chicago on Nov. 2 by switching from right guard to the left side, where he ignited a rushing attack that amassed 203 yards...Played left guard the rest of the season until he was inactive for the last two games with a shoulder injury.

1996: Started in all 15 games he played...Named a First-Team Pro Bowl alternate at guard...Played in 917 of 999 offensive plays (92 percent)...Helped pave the way for Terry Allen's first Pro Bowl...Allen gained a then team-record 1,353 yards and an NFL-leading 21 TDs...In the Redskins' nine victories, the team rushed for an average of 140 yards and 2 TDs.

1995: Played 10 games with nine starts...Missed six games due to injuries, a sprained ankle and a sprained right knee...Redskins were 5-2 and averaged 148 yards rushing in games in which Johnson played at least half of the plays...The team was 1-8 when he did not play at least half of the plays.

1994: Played in 14 games and made one start...Used mainly on special teams and filled in at both offensive tackle spots for Jim Lachey and Ed Simmons...Made his first NFL start on Oct. 16 vs. Arizona, replacing an

PLAYERS

Veterans

Tré Johnson *continued*

injured Lachey...Also saw extensive action in the Redskins-Cardinals rematch at Arizona on Dec. 11 when Lachey suffered a deep laceration to his leg...Played on 29 snaps in the game before spraining his right foot, an injury that kept him out of the last two regular-season games.

College: Second-Team All-America as a senior at Temple University...Also a First-Team All-Big East selection...Tallied 75 knockdown blocks and more than 80 percent of the Owls 1,257 rushing yards came through his territory...Played in every game as a sophomore and was named a Second-Team All-Big East choice after posting 55 knockdowns...Started nine games at left tackle as a freshman and had 47 knockdown blocks, including 38 in his last six games...Redshirted as a freshman...Graduated from Temple with a degree in social administration and a master's degree in social work.

Personal: Full name is Edward Stanton Johnson III...Was nicknamed "Tré" by his mother because he is the third person to bear that family name...Was an all-league, all-county and all-section choice as an offensive lineman at Peekskill (N.Y.) High School...Earned those same honors while handling shot put and discus duties for the track team...Has donated \$250,000 to Temple's athletic department to build a weight room for the football team...Hopes to develop a youth educational program after his NFL career...The current Tré Johnson Foundation helps less fortunate children...Agreed to complete master recordings in spring of 1999 with at least one composition for Gridiron Records for an album tentatively titled "NFL Jams"...He has a son and lives in Mitchellville, Md.

LENOY
JONES
51

Linebacker



HEIGHT

6-1

YEAR W/BROWNS

3rd

WEIGHT

235

YEAR IN NFL

6th

BIRTHDATE

Sept. 25, 1974

COLLEGE

Texas Christian

HOW ACQUIRED

ED (Ten.) - '99

Games Played/Started: 1996 (11/0); 1997 (16/0); 1998 (9/0); 1999 (16/1); 2000 (8/1).

Career Totals: 60 games, 2 starts.

Career Transactions: Signed by Houston Oilers May 1, 1996 as a rookie free agent...Waived by Oilers Aug. 20, 1996...Signed by Oilers to practice squad Aug. 27, 1996...Signed by Oilers' to 53-man roster Oct. 11, 1996...Signed by Oilers as a free agent July 22, 1998...Selected by the Cleveland Browns Feb. 9, 1999 in the 1999 NFL Expansion Draft.

Career Highlights: Played first NFL game at Atlanta on Oct. 13, 1996, seeing action on special teams...Recorded first career sack when he dropped Dan Marino for 8-yard loss at Miami on Sept. 7, 1997...Collected career-high 26 tackles in 1997...Made first career start at New Orleans on Oct. 31, 1999.

Seasonal Reviews

2000: Appeared in eight regular-season games, including one starting assignment at linebacker and recorded 14 tackles including 11 solos...Established a career-high with 2.5 sacks...Saw most of his action at linebacker in the dime defensive package and also was a key contributor on special teams with 13 tackles, including 9 solos...Despite missing eight games due to injury, still ranked third on the club with his 13 special teams tackles...Played his finest game at Arizona on Oct. 8 with 4 solo tackles, including 1 sack and also made 2 key plays on special teams with a forced fumble and a recovered fumble as both plays led to Browns TD drives...Made his first start of the season at Pittsburgh on Oct. 22 at strongside linebacker and left the game in the first quarter (hamstring) and did not return...Recorded sacks vs. Jacksonville on Sept. 3; at Arizona on Oct. 8; and .5 sack vs. New England on Nov. 12...On special teams was credited with a forced fumble at Cincinnati on Sept. 10; a forced fumble and fumble recovery at Arizona on Oct. 8...Abdominal strain suffered in Week 3 forced inactive status Week 4-5, and hamstring injury caused inactive status Week 7 and Week 9-

Lenoy Jones *continued*

10...Season ended Week 13 at Baltimore on Nov. 26 with a knee injury and was placed on Reserve-Injured list on Nov. 28, 2000...Game 1 vs. Jacksonville (9/3): Played linebacker in the dime defensive package and recorded 1 sack on Jaguars QB Mark Brunell late in the second quarter for a 7-yard loss...Game 2 at Cincinnati (9/10): Played linebacker in the dime package...Credited with a forced fumble on second quarter punt as Bengals PR Craig Yeast fumbled and recovered by Browns DT Tyrone Rogers at the Bengals 16-yard line, which led to a Browns second quarter TD...Game 3 vs. Pittsburgh (9/17): Played linebacker in the dime defensive package with 1 tackle...Left the game in the third quarter (abdominal strain) and did not return...Also played special teams with 1 tackle...Game 4 at Oakland (9/24): Inactive (abdominal strain)...Game 5 vs. Baltimore (10/1): Inactive (abdominal strain)...Game 6 at Arizona (10/8): Played linebacker in the dime package with 4 solo tackles, 1 sack of Cardinals QB Jake Plummer for a 2-yard loss, and 1 quarterback pressure...Made 2 key special teams plays which led to 2 Browns touchdown drives...In the first quarter following the Browns first touchdown, forced a fumble on the ensuing kickoff as he tackled Cardinals KR MarTay Jenkins and forced a fumble at the Cardinals 24-yard line which was recovered by Browns DT Tyrone Rogers, and the Browns scored a TD 5 plays later...In the fourth quarter, recovered a fumble by Cardinals PR Mac Cody on a Browns punt at the Cardinals 24-yard line, and the Browns scored a touchdown 3 plays later...Added 2 special teams tackles...Game 7 at Denver (10/15): Inactive (hamstring)...Game 8 at Pittsburgh (10/22): Started at strongside linebacker replacing starter Rahim Abdullah (groin)...Left the game in the first quarter (hamstring) and did not return...Game 9 vs. Cincinnati (10/29): Inactive (hamstring)...Game 10 vs. N.Y. Giants (11/5): Inactive (hamstring)...Game 11 vs. New England (11/12): Played linebacker in nickel defensive package with 4 tackles, including 2 solos, and .5 sack for 4 yards...Late in the fourth quarter, teamed with DT Stalin Colinet and sacked Patriots QB Drew Bledsoe on a third-and-3 for an 8 yard loss...Also appeared on special teams with 4 tackles...Game 12 at Tennessee (11/19): Played linebacker in the nickel defensive package with 3 solo tackles as the defense forced the Titans to turn the ball over a season-high 7 times (4 interceptions and 3 fumbles)...Also played special teams...Game 13 at Baltimore (11/26): Played linebacker in the nickel defensive package with 1 solo tackle...Also played special teams with 1 solo tackle...Left the game in the fourth quarter (knee) and did not return...Placed on Reserve-Injured list on Nov. 28, 2000.

1999: Added depth at the linebacker position and was a key contributor on special teams...Appeared in 16 regular-season games, including one start at linebacker, Week 8 at New Orleans on Oct. 31, as he totaled 19 tackles, 14 solo and 1 interception during the regular season...Ranked second on the club with 18 special teams tackles, 12 solos...Game 1 vs. Pittsburgh (9/12): Recorded 2 tackles and also appeared on special teams...Game 2 at Tennessee (9/19): Saw limited action in a reserve role and played on special teams...Game 3 at Baltimore (9/26): Saw limited action at the right linebacker position and played on special teams...Recorded first career interception off Ravens QB Stoney Case late in the second quarter at the Ravens 21-yard line and returned the interception 3 yards to the Ravens 18-yard line where he was tackled by Ravens receiver Qadry Ismail and fumbled which was recovered by Ravens receiver Jermaine Lewis...Recorded 1 tackle on special teams...Game 4 vs. New England (10/3): Saw limited action at the right linebacker position with 1 solo tackle...Also played special teams with 2 solo tackles...Game 5 vs. Cincinnati (10/10): Saw limited action at the right linebacker position and made 1 solo tackle...Also played on special teams with 2 tackles...Game 6 at Jacksonville (10/17): Saw limited action at right linebacker...Also played on special teams with 1 tackle...Game 7 at St. Louis (10/24): Replaced linebacker Jamir Miller (shoulder) in the second quarter and recorded 3 solo tackles...Also played special teams with 1 solo tackle...Game 8 at New Orleans (10/31): Made his first start of his NFL career at right linebacker, replacing the injured Jamir Miller (shoulder)...Recorded 5 tackles, including 3 solos...Left during the second quarter with a fractured left hand and returned in the second half...His 5 tackles were a career high...Game 9 vs. Baltimore (11/7): Limited to special teams duty with injured hand...Made 1 special teams tackle...Game 10 at Pittsburgh (11/14): Played on special teams with 1 tackle...Game 11 vs. Carolina (11/21): Played linebacker and special teams...Game 12 vs. Tennessee (11/28): Played special teams with 2 solo tackles...Game 13 at San Diego (12/5): Played on special teams with 2 solo tackles...Game 14 at Cincinnati (12/12): Played on special teams with 2 tackles...Game 15 vs. Jacksonville (12/19): Played on special teams...Game 16 vs. Indianapolis (12/26): Played linebacker with 7 tackles, including 4 solos...Also played special teams with 1 solo tackle.

1998: In his third year with Oilers, appeared in nine games, missing almost half the season with an ankle injury...Led the Oilers with 28 tackles (14 vs. Denver) and 2 sacks for 11 yards in the pre-season...Managed

PLAYERS

Veterans

Lenoy Jones *continued*

2 tackles and 9 stops on special teams during regular season...Had 1 tackle in season opener at Cincinnati on Sept. 6...Registered special teams tackle in Oilers' 13-7 loss to San Diego on Sept. 13...Recorded 1 special teams stop on Sept. 20 at New England...Made 1 tackle in a 27-22 loss vs. Jacksonville on Sept. 27... Played Oct. 11 at Baltimore...Listed as inactive in Weeks 6-9...Played on Nov. 15 vs. Pittsburgh...Listed as inactive Weeks 11-12...Recorded 1 special teams tackle on Dec. 6 vs. Baltimore...Returned to the lineup and posted 3 special teams tackles in 16-13 victory on Dec. 13 at Jacksonville...Registered 2 special teams tackles on Dec. 20 at Green Bay...Listed as inactive in season finale on Dec. 26 vs. Minnesota.

1997: Appeared in all 16 regular-season games for Oilers, mostly in passing situations...Collected career-high 26 tackles, along with 5 passes defended, 1 forced fumble and 1 sack...Had 5 tackles in season finale against Pittsburgh on Dec. 21...Also forced fourth-quarter fumble from the Steelers' Fred McAfee...Posted 4 solo stops and broke up 2 passes against Baltimore on Sept. 21...Nailed first career sack when he dropped Dan Marino for 8-yard loss at Miami on Sept. 7...Broke up a Troy Aikman pass with six minutes remaining on fourth-and-4 at the Oiler 15 to help preserve win at Dallas on Nov. 27.

1996: Signed from Oilers' practice squad on Oct. 9, seeing action in 11 games on special teams and as a reserve linebacker in his rookie season...Played first NFL game at Atlanta on Oct. 13, seeing action on special teams...Led special teams in tackles with 2 solo stops on kickoff coverage...Forced wide receiver Mercury Hayes to fumble on kickoff return, which led to Oilers touchdown...Played in nickel coverage at New York Jets on Dec. 1, posting 2 solo stops and recovering fumble after bad exchange from center – the first fumble recovery of his career...Played in nickel package at Baltimore on Dec. 22 and had season-high 4 tackles...Added 1 solo tackle on special teams.

College: Appeared in 44 games with 42 starts at Texas Christian...Started at three different positions (strong safety, inside and outside linebacker) for the Horned Frogs...Credited with 379 tackles, 11 sacks for 95 yards in losses, 4 interceptions, 16 passes defended, 9 forced fumbles and 3 fumble recoveries...First-Team All-Southwestern Conference choice his senior year...Led team in tackles with 92 (33 solo)...SWC Newcomer of Year, SWC Defender of the Year and Freshman All-America...Majored in social work.

Personal: Jones and his wife, Lajuana, live in Waco, Texas, with their sons, Lenoy Jr., Landon and Lance...Recipient of Waco Tribune's Centex High School Athlete of the Year at Groesbeck High...Three-time All-State Class AAA and All-District 18-3A pick...Recorded 338 career tackles and 13 interceptions including 4 for touchdowns...Helped lead Goats to 1991 state title as a senior...Also two-time All-District choice in basketball...Born Lenoy Jones on Sept. 25, 1974, in Marlin, Texas...Active in Fellowship of Christian Athletes programs and dedicates time to youth programs including Special Olympics, the United Way's Hometown Huddle program and Thanksgiving Turkey Giveaway to low-income residents in the Cleveland community.

JONES' SINGLE-GAME CAREER HIGHS

TACKLES: 7 vs. Indianapolis 12/26/99

SACKS: 1 vs. Miami 9/7/97; vs. Jacksonville 9/3/00; at Arizona 10/8/00

INTERCEPTIONS: 1 at Baltimore 9/26/99

INTERCEPTION RETURN YARDS: 3 at Baltimore 9/26/99

PASSES BROKEN UP: 2 vs. Baltimore 9/21/97

JONES' DEFENSIVE STATISTICS

Year	TACKLES			Sacks No./Yds	Int's No./Yds	Passes Def.	Fumbles Rec./For.	Special Teams Tackles
	Total	Solo	Asst.					
1996 (Ten.)	14	12	2	0/0	0/0	0	1/1	6
1997 (Ten.)	26	21	5	1/8	0/0	5	0/1	7
1998 (Ten.)	2	2	0	0/0	0/0	0	0/0	9
1999 (Cle.)	19	14	5	0/0	1/3	0	0/0	15
2000 (Cle.)	14	11	3	2.5/13	0/0	0	0/0	13
Career	75	60	15	3.5/21	1/3	5	1/2	50

Additional Stats: Special Teams: Forced Fumble at Cincinnati 9/10/00. Special teams forced fumble at Arizona 10/8/00, Special teams fumble recovery at Arizona 10/8/00.

HEIGHT	YEAR W/BROWNS
6-5	3rd
WEIGHT	YEAR IN NFL
290	5th
BIRTHDATE	COLLEGE
Jan. 18, 1972	Virginia
HOW ACQUIRED	
FA - '99	



**RYAN
KUEHL**

97

Defensive Tackle

Games Played/Started: 1996 (3/0); 1997 (12/5); 1998 (0/0); 1999 (16/0); 2000 (16/0).

Career Totals: 47 games, 5 starts.

Career Transactions: Signed as a free agent by San Francisco April 26, 1995...Released by San Francisco Aug. 21, 1995...Signed to San Francisco's practice squad Aug. 29, 1995...Released by San Francisco's practice squad Jan. 13, 1996...Signed by Washington as a free agent on Feb. 20, 1996...Waived by Washington Aug. 25, 1998...Signed by Washington to their practice squad Aug. 27, 1996...Signed to Washington's 53-man active roster Oct. 19, 1996...Released by Washington Nov. 6, 1996...Signed by Washington to their practice squad Nov. 8, 1996...Signed to Washington's 53-man active roster Dec. 12, 1996...Signed by Washington as a free agent March 10, 1997...Released by Washington Aug. 24, 1997...Signed by Washington as a free agent Sept. 9, 1997...Waived by Washington Aug. 30, 1998...Signed by Cleveland as a free agent Feb. 11, 1999.

Career Highlights: Made his NFL debut against Buffalo on Nov. 3, 1996...Started first NFL game at Chicago Nov. 2, 1997.

Seasonal Reviews

2000: Handled long snapper duties for all 16 regular-season games...Added 12 special teams tackles and 1 forced fumble...Had a season high 3 special teams tackles at Baltimore on Nov. 26...Credited with a forced fumble on special teams at Denver on Oct. 15.

1999: Played in all 16 games for the first time in his career primarily as a long snapper and on special teams units.

1998: Participated in the Redskins training camp...Waived Aug. 30, 1998 by Washington.

1997: When the Redskins opened their season in Carolina, Kuehl was helping coach at his high school alma mater, Walt Whitman (Potomac, Md.) High School, until the Redskins called on Sept. 9...Kuehl had been one of the final cuts in training camp, but he went on to play in 12 regular-season games, including five starting assignments...In his second career start vs. Detroit, stopped Barry Sanders for a 2-yard loss, and batted Frank Reich's pass at the line which led to a Redskins interception...Finished the season with 19 tackles, including 10 solos and 2 tackles for loss...Contributed 3 batted passes and 5 quarterback hurries...Top performance came on Nov. 16 at Dallas and on Dec. 21 vs. Philadelphia with 6 tackles in each game.

1996: Activated to Redskins active roster on Oct. 20 vs. N.Y. Giants...Saw first action of the season on Nov. 3 at Buffalo...Returned to the practice squad for five weeks, before being promoted to the active roster in Week 15...Was inactive for the final two weeks of the regular season.

1995: Spent the year on the 49ers practice squad.

College: A four-year letterwinner for the Cavaliers, established a career-high in tackles (53) and assists (31), while playing in all 11 games as a senior in 1994...Named Second-Team All-ACC his senior year...As a junior, started 10 games and recorded 49 tackles.

Personal: Attended Walt Whitman High School in Potomac, Md., where he was a prep All-America selection as a senior...Avid golfer...Member of Congressional Country Club which hosted two United States Open tournaments...During the off-season is pursuing his MBA at American University in Washington, D.C...

PLAYERS

Veterans

Ryan Kuehl *continued*

Resides in Washington, D.C...Participates in hospital visits to cancer patients at the Cleveland Clinic Radioecology, supports charitable events such as the Make-A-Wish Celebrity Waiter dinner and serves dinners to homeless at the St. Augustine Soup Kitchen...Married the former Kimberly Dunham this past off-season.

KUEHL'S SINGLE-GAME CAREER HIGHS

TACKLES: 6 at Dallas 11/16/97; vs. Philadelphia 12/21/97

Special Teams Statistics: one forced fumble at Denver 10/15/00.

KUEHL'S DEFENSIVE STATISTICS

Year	TACKLES			Sacks No/Yds	Int's No/Yds	Passes Def.	Fumbles Rec./For.	Special Teams Tackles
	Total	Solo	Asst.					
1996 (Was.)	0	0	0	0/0	0/0	0	0/0	0
1997 (Was.)	19	12	7	0/0	0/0	0	0/0	0
1998	Did Not Play							
1999 (Cle.)	0	0	0	0/0	0/0	0	0/0	3
2000 (Cle.)	0	0	0	0/0	0/0	0	0/0	12
Career	19	12	7	0/0	0/0	0	0/0	15

NOEL
LAMONTAGNE
79

Offensive Lineman



HEIGHT	YEAR W/BROWNS
6-4	2nd
WEIGHT	YEAR IN NFL
301	2nd
BIRTHDATE	COLLEGE
March 9, 1977	Virginia
HOW ACQUIRED	
FA - '00	

Games Played/Started: 2000 (2/0).

Career Totals: 2 games, 0 starts.

Career Transactions: Signed by Cleveland as a free agent April 17, 2000...Placed on reserve-NFI on Aug. 27, 2000...Signed by Cleveland to 53-man active roster on Nov. 1, 2000.

Career Highlights: Made his NFL debut at Baltimore on Nov. 26, 2000 by playing right guard in the fourth quarter.

Seasonal Reviews

2000: Signed by Cleveland as an undrafted rookie free agent who spent the majority of training camp and the first half of the season rehabbing a knee injury suffered in college...Moved from Reserve-NFI to 53-man active roster on Nov. 1, 2000 and played in two regular season games at right guard and on special teams...Game 10 vs. N.Y. Giants (11/5): Inactive...Game 11 vs. New England (11/12): Inactive...Game 12 at Tennessee (11/19): Inactive...Game 13 at Baltimore (11/26): Made his NFL debut in the fourth quarter by playing right guard...Game 14 at Jacksonville (12/3): Played special teams...Game 15 vs. Philadelphia (12/10): Did not play...Game 16 vs. Tennessee (12/17): Did not play.

College: In 1999, All-America First-Team selection by *The Sporting News*...All-Atlantic Coast Conference First-Team choice...Recipient of the Jim Tatum Award, given to the ACC's top senior student-athlete...Team tri-cap

Noel LaMontagne *continued*

tain...Started the first eight games at left guard before shifting to left tackle...Graded 85.9% for blocking consistency and registered 91 knockdowns as the offense averaged 402.5 yards per game. In 1998, received the Virginia Student Aid Foundation's T. David Fitzgibbon Football Scholarship...First-Team All-Atlantic Coast Conference choice...First-Team All-State selection by the Virginia Sports Information Directors Association...Second-Team All-State pick by the *Roanoke Times*...All-ACC Academic Football Team member...Started the first six games at left guard before getting injured (ankle sprain) late in the Georgia Tech contest, missing the next three games...Graded 84.4% for blocking consistency as he registered 42 knockdowns...In 1997, started all year at left guard...Helped anchor young offensive line that had to replace four starters, including the tight end, from 1996...Graded 83% and delivered 60 knockdowns as the team averaged 232.1 yards per game passing... In 1996, appeared in nine games as a reserve offensive guard...In 1995, redshirted as a freshman.

Personal: Sociology major, graduated in May 1999...Son of Gerald and Susan LaMontagne...Brother, Gerald, and father both played football at Dartmouth...Member of the National Honor Society at Southern Lehigh High School...Lee Iaccoca Leadership Award nominee...Started all 43 games in his four years on the offensive and defensive lines at Southern Lehigh (Coopersburg, Pa.) High...First-Team All-State selection as an offensive tackle in his senior year...Twice named First-Team All-League as an offensive and defensive tackle...Earned Pennsylvania Big 33 accolades...Team captain, MVP and scholar-athlete...Also lettered in track, competing in the shot put and discus...League champion in the shot put as a junior and in the discus in his senior year...Participates in the Buddy Program at Charlottesville's Greer Elementary School...Born Noel Michael LaMontagne on March 9, 1977 in Bethlehem, Pa...Resides in Coopersburg, Pa....Actively involved in the community through The Cleveland Browns Foundation, serving Thanksgiving dinner and providing turkeys for families in the Cleveland area.

HEIGHT	YEAR W/BROWNS
6-4	2nd
WEIGHT	YEAR IN NFL
302	8th
BIRTHDATE	COLLEGE
Sept. 18, 1970	Mississippi
HOW ACQUIRED	
UFA (Bal.) - '00	

EVERETT
LINDSAY

61

Offensive Lineman

Games Played/Started: 1993 (12/12); 1994 (IR); 1995 (16/0); 1996 (NF); 1997 (16/3, 2/2); 1998 (16/3, 2/0); 1999 (16/16); 2000 (16/16).

Career Totals: 92 games, 50 starts.

Postseason Totals: 4 games, 2 starts.

Career Transactions: Originally drafted by Minnesota in the fifth round, 133rd overall, in 1993...Placed on injured reserve Dec. 22, 1993 by Minnesota...Placed on injured reserve Aug. 23, 1994 by Minnesota...Placed on the reserve/non-football injury list Aug. 20, 1996 by Minnesota...Traded from Minnesota to Baltimore April 25, 1999 for a sixth-round draft pick...Signed by Cleveland as an unrestricted free agent on Feb. 15, 2000.

Career Highlights: Can play all five offensive line positions...Has started 50 games and appeared in 92 career games...Dating back to the final two regular-season games of the 1998 season with Minnesota, has started in 34 consecutive regular-season games.

Seasonal Reviews

2000: In his first season with the Browns, started all 16 regular-season games at right guard...Game 1 vs.

PLAYERS

Veterans

Everett Lindsay *continued*

Jacksonville (9/3): Started at right guard and helped the Browns offense rush for 96 yards on 16 attempts (6.0 avg.) as the offensive line allowed only 1 sack of Browns QB Tim Couch...Game 2 at Cincinnati (9/10): Started at right guard as the offensive line allowed only 1 sack of Browns QB Tim Couch and helped the offense rush for 105 yards on 33 carries (3.2 avg.)...Game 3 vs. Pittsburgh (9/17): Started at right guard as the offensive line did not allow a sack and helped give QB Tim Couch enough time to throw for a career-high 316 yards and offense to rush for 61 yards on 23 carries...Game 4 at Oakland (9/24): Started at right guard...Game 5 vs. Baltimore (10/1): Started at right guard as the offensive line did not allow a sack...Game 6 at Arizona (10/8): Started at right guard as the offensive line helped the offense rush for 104 yards on 31 carries (3.4 avg.) and allowed only 1 sack of QB Tim Couch...Game 7 at Denver (10/15): Started at right guard...Game 8 at Pittsburgh (10/22): Started at right guard...Game 9 vs. Cincinnati (10/29): Started at right guard...Game 10 vs. N.Y. Giants (11/5): Started at right guard... Game 11 vs. New England (11/12): Started at right guard as the offensive line allowed only 1 sack of starting QB Doug Pederson and helped the offense rush for 139 net yards rushing...Game 12 at Tennessee (11/19): Started at right guard... Was ejected from the game in the third quarter and was replaced by Brad Bedell...Game 13 at Baltimore (11/26): Started at right guard...Game 14 at Jacksonville (12/3): Started at right guard...Game 15 vs. Philadelphia (12/10): Started at right guard as the offensive line helped the offense record season-highs in total yards (418), net passing yards (317) and first downs (25)...Game 16 vs. Tennessee (12/17): Started at right guard.

1999: Started all 16 regular-season games...Started first eight regular-season games at left guard, then switched to right tackle after a foot injury to Harry Swayne...Versatile Lindsay played right tackle, left guard and even briefly at left tackle for the Ravens...Started season finale at New England on Jan. 2, 2000...Started at right tackle in the Ravens' 22-0 shutout victory vs. Cincinnati on Dec. 26 as the line permitted just 1 sack... Started at right tackle in Baltimore's 31-8 victory over New Orleans on Dec. 19...Started at right tackle in 31-24 win at Pittsburgh on Dec. 12...Started at right tackle in 41-14 win vs. Tennessee as the offense rolled to a season-high 447 yards and tied a franchise record with 41 points...Started at right tackle in 34-31 win at Cincinnati on Nov. 21...Made switch to right tackle at Jacksonville on Nov. 14, replacing Harry Swayne who was placed on injured reserve (foot)...Rookie Edwin Mulitalo took over Lindsay's usual left guard spot... Started at left guard and helped pave the way for season-high 203 yards rushing in the 41-9 win at Cleveland on Nov. 7...Started at left guard vs. Buffalo on Oct. 31...Started at left guard vs. Kansas City on Oct. 21... Made switch to right tackle when James Atkins left game with a groin injury...Started at left guard at Tennessee on Oct. 10, then switched to left tackle after Jonathon Ogden re-aggravated a neck injury...Started at left guard in the 19-13 overtime win at Atlanta on Oct. 3...Later switched to left tackle after injuries to Jonathan Ogden (neck) and Harry Swayne (foot)...Started at left guard in 17-10 win vs. Cleveland on Sept. 26 and helped the running game total 184 yards, including 113 by Errict Rhett...Started at left guard vs. Pittsburgh on Sept. 19, helping pave the way for a 101-yard rushing day by Errict Rhett...Started at left guard in opener at St. Louis on Sept. 12.

1998: Appeared in 16 games for Minnesota with three starts...Started twice at right tackle and one at left tackle...Started at left tackle for an injured Todd Steussie at Tampa Bay on Nov. 1 and started at right tackle for an injured Corey Stringer vs. Jacksonville on Dec. 20 and at Tennessee on Dec. 26...Saw time at right guard in the NFC Championship game vs. Atlanta on Jan. 1, 1999 when David Dixon left the game with a knee injury...Played at right tackle at Baltimore on Dec. 13 after Stringer left with a groin injury...Finished the game at right guard vs. New Orleans on Nov. 8 after David Dixon left with an injury.

1997: Started at center final three games of the regular season and both playoff games...Backed up at both guard positions prior to injuries at the center position to Jeff Christy and Scott Dill...Split time with David Dixon at right guard vs. Arizona on Oct. 5...Started at left tackle for the Barcelona Dragons of the World League in 1997.

1996: Suffered a knee injury in charity basketball game in April...Placed on reserve/non-football injury list on Aug. 20.

1995: One of 28 Vikings to play in all 16 games...Finished the season second on the depth chart at center... Played the second half of the season opener vs. Chicago on Sept. 3 at right guard...Played right guard from the

Everett Lindsay *continued*

second quarter on Sept. 17 vs. Dallas when Chris Hinton left the game with an ankle injury...Split time at right guard with David Dixon at Pittsburgh on Sept. 24...Shared duties with John Gerak at left guard vs. Houston on Oct. 8...Was a regular on the kickoff return and the field goal and PAT teams.

1994: Missed season with a shoulder injury...Reinjured shoulder on the first day of training camp...Placed on injured reserve on Aug. 23.

1993: Started first 12 games at left tackle...Shoulder injury sidelined him for final four games...Selected to the All-Rookie team by *Football News*...Started on opening day vs. the Raiders on Sept. 5 to become the first Vikings' rookie offensive lineman ever to start on opening day and the first rookie offensive lineman to start any game since 1988 (Randall McDaniel, Sept. 11, 1988 vs. New England)...Ended season after being placed on injured reserve with a shoulder injury on Dec. 22.

College: Four-year starter (1989-92) at Mississippi...Earned All-America and All-Southeastern Conference honors in 1992 after being awarded the Jacobs Best Blocker Award as the top offensive lineman in the SEC...Selected to play in the Senior Bowl and East-West Shrine game...Earned Second-Team All-America and First-Team All-SEC honors in 1991...Started eight games in 1990 at guard...Named to *Football News*' sophomore All-America team...Started final seven games and the Liberty Bowl in 1989, and was named to the All-SEC freshman team...Walked on at Ole Miss in 1988, then redshirted.

Personal: Two-year letterman in baseball as a catcher and first baseman at Millbrook High School in Raleigh, N.C....Earned All-Capital Nine and All-Triangle Area honors in only year of high school football...Helped Millbrook to a 9-1-1 record and the North Carolina 4A state semi-finals as senior...Active with DARE (Drug Abuse Resistance Education)...Earned degree in general business from Mississippi...Full name: Everett Eric Lindsay...Actively involved in the community through The Cleveland Browns Foundation, participating in the Taste of the NFL, and during the Christmas holiday providing turkeys to needy families in the Cleveland area. Everett and his wife, Andi, have a son, Zac, 8.

HEIGHT	YEAR W/BROWNS
6-4	1st
WEIGHT	YEAR IN NFL
225	1st
BIRTHDATE	COLLEGE
May 25, 1976	Toledo
HOW ACQUIRED	
FA - '01	



**GABE
LINDSTROM**

3

Punter

Career Transactions: Spent 1999 summer training camp with Dallas...Agreed to terms with Cleveland as a free agent April 24, 2001.

College: Played two seasons (1997-98) for the Rockets...Punted 78 times for 3,196 yards (41.0 average) in 1998...Earned Academic All-MAC honors in 1998...Played quarterback and punted at Scottsdale (Ariz.) Community College for two seasons (1995-96)...Was a walk-on quarterback at Arizona in 1994, but did not see action.

PLAYERS

Veterans

EARL LITTLE 20

Defensive Back



HEIGHT 6-0	YEAR W/BROWNS 3rd
WEIGHT 198	YEAR IN NFL 4th
BIRTHDATE March 10, 1973	COLLEGE Miami (Fla.)
HOW ACQUIRED W (N.O.)- '99	

Games Played/Started: 1998 (16/0); 1999 (10/0); 2000 (16/0).

Career Totals: 42/0.

Career Transactions: Signed by Miami as a rookie free agent April 24, 1997...Waived by Miami Aug. 24, 1997...Signed by Miami to practice squad Aug. 26, 1997...Waived from Miami practice squad Aug. 29, 1997...Signed to New Orleans practice squad Oct. 1, 1997...Claimed off waivers by Cleveland on Oct. 26, 1999.

Career Highlights: Established a career-high 37 tackles for the Browns in 2000...Recorded his first career interception, picking off Mark Brunell of the Jacksonville Jaguars on Dec. 19, 1999.

Season Reviews

2000: Appeared in all 16 regular-season games and established a career-high 37 tackles, including 27 solos, 3 passes defended and 1 interception...Played safety in the dime package and was also a key contributor on special teams with 9 tackles...Had an interception off QB Akili Smith at Cincinnati on Sept. 10 in the fourth quarter, halting a Bengals scoring drive at the Browns 7-yard line...In three consecutive weeks, recorded a career-high five tackles at Denver on Oct. 15; at Pittsburgh on Oct. 22 and vs. Cincinnati on Oct. 29...Game 1 vs. Jacksonville (9/3): Played safety in the dime package...Also played special teams...Game 2 at Cincinnati (9/10): Played safety in the dime package and recorded 1 interception and 3 solo tackles...His interception came on a fourth-quarter pass from Bengals QB Akili Smith intended for Bengals WR Damon Griffin at the Browns 7-yard line and returned 7 yards to the Browns 14-yard line, halting a Bengals scoring threat...Also had 1 special teams tackle...Game 3 vs. Pittsburgh (9/17): Played safety in the dime package...Also played special teams with 3 solo tackles...Game 4 at Oakland (9/24): Played safety in the dime package...Played special teams...Game 5 vs. Baltimore (10/1): Played safety in the dime package with 3 solo tackles...Also played special teams with 1 tackle...Game 6 at Arizona (10/8): Played safety in the dime package with 1 solo tackle...Also played special teams with 1 tackle...Game 7 at Denver (10/15): Played safety in the regular defensive unit in the second half and also saw action in the nickel package with five tackles, including 2 solos, which was a career-high...Also played special teams...Game 8 at Pittsburgh (10/22): Played safety in the regular and nickel defensive package with 5 solo tackles as the defensive secondary held the Steelers to 105 net yards passing...His 5 solo tackles matched a career-high...Also played special teams with 1 tackle...Game 9 vs. Cincinnati (10/29): Played safety in the regular and nickel defensive package with 5 tackles, including 2 solos... Also played special teams...Game 10 vs. N.Y. Giants (11/5): Played safety in the regular and nickel defensive package with 1 pass defended...Also played special teams...Game 11 vs. New England (11/12): Played safety in the regular and nickel defensive package with 3 tackles, including 2 solos...Also played special teams... Game 12 at Tennessee (11/19): Played safety in the regular and dime defensive packages with 3 solo tackles, as the defense forced the Titans to turn the ball over a season-high 7 times (4 interceptions and 3 fumbles)... Also played special teams...Game 13 at Baltimore (11/26): Played safety in the regular and nickel defensive package with 3 tackles, 2 solos and 1 pass defended...Also played special teams with 1 tackle...Game 14 at Jacksonville (12/3): Played safety in the regular and nickel defensive package with 1 tackle and 1 pass defended...Also played special teams with 1 kickoff return for 8 yards...Game 15 vs. Philadelphia (12/10): Played safety in the regular and dime defensive package with 1 tackle...Also played special teams with 1 tackle...Game 16 vs. Tennessee (12/17): Played safety in the regular and nickel defensive package with 4 tackles, including 3 solos...Played special teams with 1 kickoff return for 12 yards.

Earl Little *continued*

1999: Played in 10 regular-season games, including nine for the Browns, where he saw reserve action at the safety position in the dime package as he totaled 8 tackles, 6 solos and 1 interception...Had 4 tackles vs. Indianapolis on Dec. 26...Also contributed on special teams with 6 special teams tackles, 3 solos...Began the season with the New Orleans Saints and was inactive for the first four regular season games...Played in one game for New Orleans on Oct. 17 vs. Tennessee on special teams...Was released by New Orleans on Oct. 23, 1999 and claimed by the Browns off waivers on Oct. 26, 1999...In first game with the Browns in Week 8, played against his former team at New Orleans on Oct. 31 on special teams...Also played special teams in Week 9 vs. Baltimore on Nov. 7 and Week 10 at Pittsburgh on Nov. 14...In Week 11 vs. Carolina on Nov. 21, came his first action in the secondary with reserve action in the dime package and also played special teams with 1 solo tackle...Week 12 vs. Tennessee on Nov. 28 and Week 13 at San Diego on Dec. 5 played special teams...Week 14 at Cincinnati on Dec. 12 played in defensive dime package with 3 tackles and also played special teams...Saw his most action Week 15 vs. Jacksonville on Dec. 19 as he played secondary in the dime package with 1 solo tackle and 1 interception and also played special teams...Intercepted a pass from Jaguars QB Mark Brunell intended for WR Alvis Whitted at the Browns 11-yard line and ran out of bounds stalling a Jaguars potential scoring drive...Week 16 vs. Indianapolis on Dec. 16 played secondary in the dime package and had 4 solo tackles...Also played special teams with 3 tackles.

1998: Saw action in all 16 games on the season with no defensive stats...Majority of action came on special teams...Finished third on the Saints with 12 special teams tackles (11 solos).

1997: Was signed to the Dolphins practice squad on Aug. 26 and waived Aug. 29...Signed to the Saints practice squad Oct. 1, where he spent the remainder of the season.

College: Played four years, three-year starter, for the Miami Hurricanes after transferring from Michigan in January 1993...Started all 11 games at cornerback his senior year, compiling 61 tackles, 2 interceptions and 7 passes defended, and was named All-Big East in 1995 and '96.

Personal: Earned All-State honors at North Miami Senior High School...Is a native of Miami...*Super Prep* All-America...Ranked second among defensive backs in the nation behind Bobby Taylor...Led team with 10 interceptions and 2 punt returns for TDs...Has two daughters: Tia and Ashley...Has shown his community commitment by lending support to several charitable organizations including the Holiday Blitz for Kids, a Christmas toy drive and the Giant Eagle Jr. Training Table, a school assembly stressing the importance of healthy eating and physical fitness.

LITTLE'S SINGLE-GAME CAREER HIGHS

TACKLES: 5 at Denver 10/15/00; at Pittsburgh 10/22/00;
vs. Cincinnati 10/29/00

INTERCEPTIONS: 1 vs. Jacksonville 12/19/99; at Cincinnati 9/10/00

INTERCEPTION RETURN YARDS: 7 at Cincinnati 9/10/00

PASSES BROKEN UP: 1 vs. N.Y. Giants 11/5/00;
at Baltimore 11/26/00; at Jacksonville 12/3/00

LITTLE'S DEFENSIVE STATISTICS

Year	TACKLES			Sacks No/Yds	Int's No/Yds	Passes Def.	Fumbles Rec./For.	Special Teams Tackles
	Total	Solo	Asst.					
1998 (N.O.)	0	0	0	0/0	0/0	0	0/0	12
1999 (N.O./Cle.)	8	6	2	0/0	1/0	0	0/0	6
2000 (Cle.)	37	27	10	0/0	1/7	3	0/0	9
Career	45	33	12	0/0	2/7	3	0/0	27

Additional statistics: Special teams: 1 kickoff return for 8 yards 12/3/00 at Jacksonville. 1 kickoff return for 12 yards 12/17/00 vs. Tennessee.

PLAYERS

Veterans

ANTHONY MALBROUGH 26

Defensive Back



HEIGHT	YEAR W/BROWNS
5-10	2nd
WEIGHT	YEAR IN NFL
185	2nd
BIRTHDATE	COLLEGE
Dec. 9, 1976	Texas Tech
HOW ACQUIRED	
D (5a) - '00	

Games Played: 2000 (9/1).

Career Games: 9 games, 1 start.

Career Transactions: Selected by the Cleveland Browns in the fifth round, 130th overall, in the 2000 NFL Draft...In 2001, allocated by Cleveland to Barcelona as part of NFL Europe.

Career Highlights: Made his first career start at right corner at Baltimore on Nov. 26, 2000.

Seasonal Reviews

2000: In his rookie season appeared in nine games, including one start and totaled 16 tackles, including 13 solos and 1 pass defended...Recorded a career-high 7 tackles at Arizona on Oct. 8...Made his first career start at right corner position starting for the injured DB Daylon McCutcheon (head) at Baltimore on Nov. 26 and recorded 2 solo tackles...Also contributed on special teams with 8 tackles, including 6 solos...Inactive the first four games of the regular season...Made his NFL debut by playing on special teams vs. Baltimore on Oct. 1... Game 1 vs. Jacksonville (9/3): Inactive...Game 2 at Cincinnati (9/10): Inactive...Game 3 vs. Pittsburgh (9/17): Inactive...Game 4 at Oakland (9/24): Inactive...Game 5 vs. Baltimore (10/1): Made his NFL debut by playing on special teams...Game 6 at Arizona (10/8): Played corner in the regular, nickel and dime defensive packages and was tied for second on the club with 7 tackles, 5 solos...Also played special teams with 2 solo tackles... Game 7 at Denver (10/15): Played corner in the nickel defensive package with 3 tackles, including 2 solo tackles...Also played special teams...Game 8 at Pittsburgh (10/22): Played on special teams with 3 solo tackles... Game 9 vs. Cincinnati (10/29): Played corner in the nickel package...Also played special teams with 1 tackle... Game 10 vs. N.Y. Giants (11/5): Appeared on special teams with 1 tackle...Game 11 vs. New England (11/12): Inactive...Game 12 at Tennessee (11/19): Played corner in the regular and nickel defensive package with 3 solo tackles and 1 pass defended...Also played special teams...Game 13 at Baltimore (11/26): Made his first NFL start at the right corner position starting for the injured DB Daylon McCutcheon (head) with 2 solo tackles...Also played special teams...Game 14 at Jacksonville (12/3): Played corner in the nickel defensive package with 1 solo tackle...Also played special teams with 1 tackle...Game 15 vs. Philadelphia (12/10): Inactive... Game 16 vs. Tennessee (12/17): Inactive.

College: Career totals include 65 tackles (50 solos) and 2 interceptions...Began his collegiate career as a running back...In 1999, started all year at left cornerback, finishing with a team-high 11 pass deflections, 1 interception, 1 quarterback pressure and 42 tackles (31 solos)...In 1998, recipient of the J.T. King award, given to the team's Most Improved Player...Saw action in every game as a reserve cornerback...Recorded 23 tackles (19 solos) with 6 pass deflections and 1 interception...In 1997, reserve tailback, seeing action in four games...Carried 8 times for 37 yards (3.4 avg) and had a 9-yard reception...Redshirted in 1996...In 1995, attended Texas Tech as a regular student and worked on academics and strength and conditioning.

Personal: Actively involved in the community through The Cleveland Browns Foundation and Special Olympics...Houston Post Texas Top 100 choice as a senior at West Brook (Texas) High...Rushed for 1,347 yards and 17 touchdowns (8.7 avg.) and averaged 27.4 yards on kickoff returns as a senior, earning All-District 22-5A and All-Super Gold honors from the Beaumont Enterprise...Started at cornerback as a junior...Helped the team to 11-2 record and the Class 5A Division I state quarterfinals that year...Also lettered in track, running the third leg on the state champion 1600-meter relay team as a sophomore...Leading scorer on basketball team...Communications major...Son of Patsy Malbrough and the late Joseph Leroy Malbrough...Half-brother, Jerry Ball,

Anthony Malbrough *continued*

played for Detroit, Cleveland, Oakland and Minnesota after earning All-America honors at Southern Methodist...
Born Dec. Dec. 9, 1976 in Beaumont, Texas.

MALBROUGH'S SINGLE-GAME CAREER HIGHS

TACKLES: 7 at Arizona 10/8/00
PASSES BROKEN UP: 1 at Tennessee 11/19/00

MALBROUGH'S DEFENSIVE STATISTICS

Year	TACKLES			Sacks No/Yds	Int's No/Yds	Passes Def.	Fumbles Rec./For.	Special Teams Tackles
	Total	Solo	Asst.					
2000 (Cle.)	16	13	3	0/0	0/0	1	0/0	8
Career	16	13	3	0/0	0/0	1	0/0	8

HEIGHT

5-10

WEIGHT

180

BIRTHDATE

Dec. 9, 1976

HOW ACQUIRED

D (3a) - '99

YEAR W/BROWNS


3rd

YEAR IN NFL

3rd

COLLEGE

Southern California



**DAYLON
MCCUTCHEON**
33

Cornerback

Games Played/Started: 1999 (16/15); 2000 (15/15).

Career Totals: 31 games, 30 starts.

Career Transactions: Selected by the Cleveland Browns in the third round, 62nd overall, in the 1999 NFL Draft.

Career Highlights: Had a career-high 4 sacks and 3 forced fumbles for the Browns in 2000...Made his first NFL start at right corner Sept. 19, 1999 at Tennessee and recorded a career-high 11 tackles, including 8 solos...Started 15 contests and had 88 total tackles, ranking fifth on the club in '99.

Seasonal Reviews

2000: In second season with the Browns, started 15 games at right corner and totaled 65 tackles, including 44 solos...Recorded a career-high 4 sacks for 24 yards and led the club with 3 forced fumbles...Also had 1 interception for 20 yards and 5 passes defended...Recorded 1 sack at Pittsburgh on Oct. 22; vs. Cincinnati on Oct. 29; at Tennessee on Nov. 19; vs. Philadelphia on Dec. 10...Led the club with 3 forced fumbles: vs. Pittsburgh on Sept. 17; vs. Cincinnati on Oct. 29; and at Tennessee on Nov. 19...Had 1 interception at Tennessee on Nov. 19 off Titans QB Steve McNair for a 20-yard return...Had a season-high 9 tackles vs. Jacksonville, including 6 solo tackles...Had one of his best games of the season at Tennessee on Nov. 19 despite leaving the game in the second quarter with a concussion where he added 1 interception, 1 sack of Titans QB Steve McNair and 1 forced fumble as the Browns defense forced the Titans to turn the ball over a season-high 7 times...Inactive Week 13 at Baltimore on Nov. 26 with a concussion which snapped a streak of 27 consecutive starts dating back to Sept. 19, 1999...Game 1 vs. Jacksonville (9/3): Started at right corner and ranked second on the club with 9 tackles, including 6 solos...Game 2 at Cincinnati (9/10): Started at right corner and had 3 tackles, 2 solos, and 1 pass defended...Game 3 vs. Pittsburgh (9/17): Started at right corner and had 4 solo tackles, 1 pass defended and 1 forced fumble...Part of the secondary which allowed the Steelers offense only 187 yards net passing...Game 4 at Oakland (9/24): Started at right corner and recorded 1 tackle...Game 5 vs. Baltimore (10/1): Started at right corner with 5 tackles, 3 solos...Game 6 at Arizona (10/8): Started at right corner and was tied for second on the club with 7 tackles, including 5 solos...Game 7

PLAYERS

Veterans

Daylon McCutcheon *continued*

at Denver (10/15): Started at right corner with 7 tackles, including 2 solos...Game 8 at Pittsburgh (10/22): Started at right corner with 5 solo tackles as the defensive secondary held the Steelers to 105 net yards passing...Registered 1 sack for 2 yards on Steelers QB Kordell Stewart...Game 9 vs. Cincinnati (10/29): Started at right corner with 4 tackles, including 2 solos, and 1 forced fumble...Recorded 1 sack on Bengals QB Akili Smith for a 6-yard loss...Game 10 vs. N.Y. Giants (11/5): Started at right corner with 3 tackles, including 2 solos...Game 11 vs. New England (11/12): Started at right corner with 3 tackles and 2 passes defended...Game 12 at Tennessee (11/19): Started at right corner with 2 solo tackles, 1 interception for 20 yards, 1 sack for 7 yards and 1 forced fumble as the defense forced the Titans to turn the ball over a season-high 7 times (4 interceptions and 3 fumbles)...In the first quarter intercepted a pass by Titans QB Steve McNair intended for TE Frank Wycheck at the Browns 7-yard line and returned it 20 yards to the Browns 27-yard line thwarting a Titans potential scoring drive...Also in the second quarter sacked Titans QB Steve McNair for a 7-yard loss at the Browns 36-yard line and forced a fumble which was recovered by Browns DT Tyrone Rogers...Left the game in the second quarter with a mild concussion and did not return...Game 13 at Baltimore (11/26): Inactive (concussion)...Snapped a streak of 27 consecutive starts at right corner dating back to Sept. 19, 1999...Game 14 at Jacksonville (12/3): Started at right corner with 5 tackles, including 3 solos, and 1 pass defended...Game 15 vs. Philadelphia (12/10): Started at right corner with 3 solo tackles and 1 sack of Eagles QB Donovan McNabb for a 9-yard loss...Game 16 vs. Tennessee (12/17): Started at right corner with 4 solo tackles.

1999: Appeared in 16 regular-season games, including 15 starts, and ranked fifth on the club with 88 tackles (68 solos, 20 assists)...Also recorded 1 sack for 8 yards, 1 interception (12 yards) and 8 passes defended...Beat out starter Antonio Langham at right corner Week 2 and remained the starter throughout the regular season...In his first NFL start Week 2 at Tennessee on Sept. 19 recorded a career-high 11 tackles, including 8 solos...Recorded his first career interception on Sept. 26 at Baltimore off Ravens QB Stoney Case...Recorded his first career sack on Nov. 7 vs. Baltimore on an 8-yard sack on Ravens QB Tony Banks...Recorded passes broken up at Baltimore on Sept. 26; vs. New England on Oct. 3; at St. Louis on Oct. 24; 2 at New Orleans on Oct. 31; at Pittsburgh on Nov. 14; at Cincinnati on Dec. 12; and vs. Indianapolis on Dec. 26...Game 1 vs. Pittsburgh (9/12): Played in his first NFL game and appeared in the dime package and special teams...Recorded 1 tackle...Game 2 at Tennessee (9/19): Started in his first NFL game at right cornerback and recorded 11 tackles, including 8 solos and 3 assists...Left the game early in the fourth quarter with a head injury but returned midway through the fourth quarter...Game 3 at Baltimore (9/26): Started his second consecutive game at the right corner position and recorded 2 solo tackles, 1 interception and 1 pass broken up...Recorded his first career NFL interception off Ravens QB Stoney Case on a third-and-20 play from scrimmage and returned the interception 12 yards to the Browns 45-yard line...Secondary allowed only 165 yards passing in 17-10 setback against the Ravens...Game 4 vs. New England (10/3): Started at right corner and recorded 9 tackles, including 7 solos...Also recorded 1 pass broken up...Game 5 vs. Cincinnati (10/10): Started at right corner and made 6 solo tackles...Game 6 at Jacksonville (10/17): Started at right corner and was third on the team with 7 tackles, including 4 solo tackles...Game 7 at St. Louis (10/24): Started at right corner and made 6 tackles, including 3 solos, and 1 pass broken up...Game 8 at New Orleans (10/31): Started at right corner and was third on the club with 8 solo tackles...Also recorded 2 passes broken up...Game 9 vs. Baltimore (11/7): Started at right corner and was second on the team with 7 solo tackles...Also recorded his first career NFL sack of Ravens QB Tony Banks for an 8-yard loss...Game 10 at Pittsburgh (11/14): Started at right corner and recorded 5 solo tackles and 1 pass broken up...Game 11 vs. Carolina (11/21): Started at right corner and recorded 4 tackles, including 2 solos...Game 12 vs. Tennessee (11/28): Started at right corner and had 3 solo tackles...Game 13 at San Diego (12/5): Started at right corner and had 5 tackles, including 3 solo tackles...Game 14 at Cincinnati (12/12): Started at right corner and recorded 2 solo tackles and 1 pass broken up...Game 15 vs. Jacksonville (12/19): Started at right corner and ranked third on the club with 9 tackles, including 6 solos...Game 16 vs. Indianapolis (12/26): Started at right corner with 3 tackles and 1 pass broken up.

College: Started his final 39 games at Southern California...During his collegiate career, played 48 games with 42 starts with 187 tackles (164 solo), 1 fumble recovery, 2 forced fumbles, 46 passes broken up and 10 interceptions for 189 yards...Following his senior year, named All-America Second-Team pick by *The Sporting News & Football News*, adding Third-Team honors from the Associated Press...All-Pac 10 Conference

Daylon McCutcheon *continued*

First-Team choice...Semi-finalist for the Jim Thorpe Award...Started every game at strongside cornerback...Recorded 44 tackles (37 solos) with 3 stops for losses of 5 yards...Deflected 15 passes and intercepted 3 others for 64 yards in returns... Added 254 yards on 10 kickoff returns (25.4 avg)...In his junior year, named *Football News* All-America honorable mention...All-Pac-10 honorable mention... Lined up at strongside cornerback, recording 45 tackles (40 solos) with 4 stops for losses of 6 yards...Deflected 7 passes and intercepted 2 others...Caught 3 passes for 41 yards (13.7 avg) and rushed 3 times for 26 yards (8.7 avg), including 1 touchdown...Returned 9 kickoffs for 168 yards (18.7 avg)...In sophomore year, named *Football News* All-America honorable mention...All-Pac-10 First-Team pick...Made 48 tackles (42 solos) with 3 stops for losses of 5 yards...Deflected 14 passes and had 3 interceptions for 34 yards in returns...Added 71 yards on 3 kickoff returns (23.7 avg)...As a freshman, named All-Pac-10 Conference honorable mention...Started vs. Arizona, Arizona State and California at weakside cornerback and then started on the strongside vs. Oregon State, UCLA and Northwestern (Rose Bowl)...Finished fourth on the team with 50 tackles (45 solos)... Deflected 10 passes and intercepted 2 others...In his first game as a Trojan, he returned an interception 35 yards for a touchdown (it was the first scoring pick by a true freshman at USC since Jason Oliver did it twice in 1990).

Personal: Hosts an annual event, "Holiday Blitz for Kids", to collect toys and raise money for children during the Christmas season, and lends support to several charitable organizations including the Taste of the NFL, and The Cleveland Browns Foundation...*USA Today* All-USA (and California MVP), Parade, *Super Prep* National MVP, *Blue Chip Illustrated* Elite 22, College Sports, Schutt Scholastic Coach and National Prep Poll All-America selection at Bishop Amat (La Puente, Calif.) High...Added *Dallas Morning News* National Top 100, *Super Prep* All-Farwest, *Blue Chip* All-Western, *Long Beach Press-Telegram* Best in the West First-Team, *Tacoma News Tribune* Western 100, *Student Sports* All-State MVP, Coaches Poll All-State MVP, *Long Beach Press-Telegram* All-State, All-CIF Southern Section First-Team, All-CIF Division I MVP, and *Los Angeles Times* All-San Gabriel Valley First-Team honors as a senior halfback and safety...In his final season, he ran for a school-record 2,456 yards on 269 carries (9.1 avg.) with 33 touchdowns (including 10 scores of 50-plus yards)...Ran for 100 yards in all 14 games in that year, including four 200-yard contests...Also caught 21 passes, returned a punt for a score and returned kicks...On defense, he made 8 interceptions, returning 2 for scores, and recorded 56 tackles...As a junior, he played wide receiver and safety...Caught 35 passes for 780 yards (22.3 avg.) and 11 touchdowns... Also had 60 tackles with 5 interceptions...Wide receiver and safety as a sophomore... Named to the All-CIF Division I First-Team as he caught 29 passes for 690 yards (23.8 avg.) with 5 scores and intercepted 2 passes...Also performed as a sprinter on the track team...Sociology major at Southern California...Father, Lawrence, was an All-Pro running back with the Los Angeles Rams (1972-79), Denver Broncos (1980) and Buffalo Bills (1981) who set the since-broken Rams career rushing record (6,186 yards), led the Rams in rushing five times and played in Super Bowl XIV (he has been a scout with the Rams since 1982)...Born Dec. 9, 1976 to Deborah Sterling...Married to wife, Shawna...Resides in Rowland Heights, Calif.

McCUTCHEON'S SINGLE-GAME CAREER HIGHS

TACKLES: 11 at Tennessee 9/19/99

SACKS: 5 times, latest: vs. Philadelphia 12/10/00

INTERCEPTIONS: 1 at Baltimore 9/26/99; at Tennessee 11/19/00

INTERCEPTION RETURN YARDS: 20 at Tennessee 11/19/00

PASSES BROKEN UP: 2 at New Orleans 10/31/99

McCUTCHEON'S DEFENSIVE STATISTICS

Year	TACKLES			Sacks	Int's	Passes	Fumbles	Special Teams
	Total	Solo	Asst.	No/Yds	No/Yds	Def.	Rec./For.	Tackles
1999 (Cle.)	88	68	20	1/8	1/12	8	0/0	0
2000 (Cle.)	65	44	21	4/24	1/20	5	0/3	0
Career	153	112	41	5/32	2/32	13	0/3	0

PLAYERS

Veterans

KEITH MCKENZIE 90

Defensive End



HEIGHT	YEAR W/BROWNS
6-3	2nd
WEIGHT	YEAR IN NFL
273	6th
BIRTHDATE	COLLEGE
Oct. 17, 1973	Ball State
HOW ACQUIRED	
UFA (G.B.) - '00	

Games Played/Started: 1996 (10/0, 3/0); 1997 (16/0, 3/0); 1998 (16/1, 1/0); 1999 (16/2); 2000 (16/16).

Career Totals: 74 games, 19 starts.

Postseason Totals: 7 games, 0 starts.

Career Transactions: Originally was selected by the Green Bay Packers as a seventh-round draft choice, 252nd overall, in the 1996 NFL Draft...Agreed to terms with Cleveland as an unrestricted free agent on Feb. 24, 2000.

Career Highlights: Established a career-high 61 tackles and matched a career-high 8 sacks for the Browns in 2000...Had a career-high 7 tackles at Pittsburgh on Oct. 22, 2000... Returned 2 opponent fumble recoveries for touchdowns in 1999 to tie both the NFL and Green Bay single-season records...Had the longest fumble return in Green Bay Packer history - 88 yards (off a Mike Tomczak fumble) - at Pittsburgh on Nov. 9, 1998 to score the initial touchdown of his NFL career...Later in the '98 season, added his second touchdown of the year - a 33-yard interception runback after picking off a Steve Stenstrom pass on Dec. 27, 1998.

Seasonal Reviews

2000: In first season with the Browns, started 16 games at right defensive end and had a career-high 61 tackles, including 39 solos, and matched a career-high 8 sacks for the third consecutive season...Also had 2 forced fumbles and 1 fumble recovery... Recorded a career-high 3 sacks for 22 yards at Cincinnati Sept. 10 in the Browns 24-7 victory and was named AFC Defensive Player-of-the-Week...Had a career-high 7 tackles at Pittsburgh on Oct. 22...Led the club in sacks: 1 vs. Jacksonville on Sept. 3; 3 at Cincinnati on Sept. 10; 1 vs. New York Giants on Nov. 5; 1.5 vs. New England on Nov. 12; 1 at Tennessee on Nov. 19; and .5 vs. Philadelphia on Dec. 10...Recorded forced fumbles vs. N.Y. Giants on Nov. 5 and at Tennessee on Nov. 19...Recovered a fumble vs. Philadelphia on Dec. 10 at the Eagles 30-yard line and returned 29 yards to the Eagles 1-yard line... Game 1 vs. Jacksonville (9/3): Started at right defensive end and recorded 3 tackles, 1 solo, and 1 quarterback pressure...Recorded 1 sack on Jaguars QB Mark Brunell in the first quarter for a 4-yard loss forcing a fourth-and-6...Left the game briefly in the second half (cramping) and did return...Game 2 at Cincinnati (9/10): Started at right defensive end and made 6 tackles, 5 solos, set a career-high 3 sacks for 22 yards, and 2 QB pressures on QB Akili Smith...Was named AFC Defensive-Player-of-the-Week...On the Bengals opening series, dropped RB Corey Dillon for a 3-yard loss and 1 pressure on QB Smith on third-and-6, forcing the Bengals to punt...In the second quarter, sacked QB Smith for a 3-yard loss on first-and-10 and sacked QB Smith again for a 5-yard loss on third-and-12, forcing the Bengals to punt...In the fourth quarter, sacked QB Smith for a 14-yard loss back to the Browns 32-yard line...Game 3 vs. Pittsburgh (9/17): Started at right defensive end with 3 tackles, including 2 solos...Game 4 at Oakland (9/24): Started at right defensive end and recorded 3 tackles, 2 solos, and 3 quarterback pressures on Raiders QB Rich Gannon...Game 5 vs. Baltimore (10/1): Started at right defensive end and recorded 4 tackles, 3 solos, and 1 quarterback pressure on Ravens QB Tony Banks...Game 6 at Arizona (10/8): Started at right defensive end...Game 7 at Denver (10/15): Started at right defensive end with 5 tackles, including 4 solos, 1 quarterback pressure on Broncos QB Brian Griese and 1 pass defended...Game 8 at Pittsburgh (10/22): Started at right defensive end and recorded a career-high 7 tackles, including 2 solos, and four QB pressures...Game 9 vs. Cincinnati (10/29): Started at right defensive end with 5 tackles, including 3 solos...Game 10 vs. N.Y. Giants (11/5): Started at right defensive end with 5 tackles, including 4 solos...Recorded 1 sack of Giants QB Kerry Collins

Keith McKenzie *continued*

for a 19-yard loss as Collins fumbled at the Giants 25-yard line which was recovered by Giants LT Lomas Brown...Game 11 vs. New England (11/12): Started at right defensive end with 4 tackles, including 3 solos and 1.5 sacks for 11.5 yards as the Browns defense forced 4 Patriots turnovers...Set the tone for the Browns defense on the first play from scrimmage by sacking Patriots QB Drew Bledsoe for a 7-yard loss...On the next possession, teamed with LB Jamir Miller for a 9-yard sack of Bledsoe on a third-and-12 play...Game 12 at Tennessee (11/19): Started at right defensive end with 4 solo tackles, 1 sack for 1 yard, 2 quarterback pressures and 1 forced fumble as the defense forced the Titans to turn the ball over a season-high 7 times (4 interceptions and 3 fumbles)...In the third quarter, sacked Titans QB Steve McNair for a 1-yard loss and forced a fumble on the tackle which was recovered by Browns DT Stalin Colinet at the Titans 22-yard line, and resulted in a Browns 38-yard FG and a 10-7 lead...Game 13 at Baltimore (11/26): Started at right defensive end with 1 solo tackle...Game 14 at Jacksonville (12/3): Started at right defensive end with 4 tackles and 2 quarterback pressures on Jaguars QB Mark Brunell...Game 15 vs. Philadelphia (12/10): Started at right defensive end with 1 solo tackle, 1 recovered fumble, .5 sack for a 1-yard loss and 2 quarterback pressures...Recorded .5 sack, along with DT Orpheus Roye, on Eagles QB Donovan McNabb for a 2-yard loss bringing his season sack total to 8, matching his career high (8 sacks in '98 and '99)...In the fourth quarter, recovered a fumble at the Philadelphia 30-yard line by Eagles QB Donovan McNabb as he was sacked and a forced fumble by Browns DT Marcus Spriggs, and McKenzie returned 29 yards to the Eagles 1-yard line, which ended with a 1-yard TD run by Browns RB Travis Prentice...Game 16 vs. Tennessee (12/17): Started at right defensive end with 6 tackles, including 4 solos.

1999: Appeared in all 16 regular-season games for the Packers including two starting assignments... Recorded 32 total tackles, including 21 solos, 8.0 sacks and 4 fumble recoveries ...His 8.0 sacks tied a career high...Returned 2 opponent fumble recoveries for touchdowns in 1999 to tie both the NFL (accomplished by many players) and Green Bay (Mike Douglass in 1983) single-season records...Scooped up a Todd Sauerbrun fumble just before halftime and raced 45 yards for his third NFL touchdown, giving Green Bay 21-10 lead in eventual 35-19 victory at Chicago on Dec. 5; he also recorded 2 third-quarter sacks of the Bears' Shane Matthews (matching his season best) among a season-high 4 total tackles...Pulled in an airborne Steve Beuerlein fumble early in Carolina game on Dec. 12 and returned it 18 yards for a touchdown...Forced a fumble, which he himself recovered, in sacking the Buccaneers' Trent DiIfer late in 26-23 victory over Tampa Bay on Oct. 10...Posted a season-high 2 sacks vs. the Lions on Sept. 19 in return to his hometown of Detroit...Halted a Bears drive deep into Green Bay territory by stripping back Curtis Enis of the ball, then making the recovery, against Chicago on Nov. 7...Knocked the ball out of the hand of Vikings QB Jeff George for an early sack, 29-yard loss, in game at Minnesota on Dec. 20 while tying his season high with 4 stops...Forced a fumble by the Cowboys' Chris Warren at Dallas on Nov. 14...Had opened the year with a sack of the Raiders' Rich Gannon on Oakland's final, last-gasp drive in 28-24 Green Bay victory on Sept. 12...Recorded 3 tackles, plus 1 pass defended, at Denver on Oct. 17...Also had 3 stops, including a sack of Jim Harbaugh, in victory at San Diego on Oct. 24 before leaving the contest early due to cramps...Forced a fumble in Monday night win at San Francisco on Nov. 29.

1998: Saw regular duty as an outside speed rusher in passing situations while playing in all 16 games for the second straight year...Typically entered the game at right defensive end in long-yardage situations, with Vonnie Holliday moving inside to tackle...Tied Holliday for second on the team in sacks with a career-high 8...Led the club with 3 fumble recoveries...Also had 26 tackles, 20 solos, 1 interception, 1 forced fumble, 3 passes defended and 1 blocked extra point...Contributed 3 special teams tackles, 2 solo stops on special teams... Became only the 10th player in team history to score 2-or-more defensive touchdowns in the same season... Had the longest fumble return in Packers history—88 yards—at Pittsburgh on Nov. 9 to score the initial touchdown of his NFL career (and his first since playing junior varsity football in high school), when he picked up a Mike Tomczak fumble and raced 88 yards untouched to break the previous team record of 76 yards, set by Scott Stephen in 1989...Later added his second touchdown of the year – a 33-yard interception runback after picking off a Steve Stenstrom pass – for the game's opening score in eventual 16-13 victory at Chicago in regular-season finale on Dec. 27, picking off a Steve Stenstrom pass...With Holliday sidelined by injury, had played the majority of the game at right end one week earlier in win over Tennessee on Dec. 20, making 6 tackles...Enjoyed one of his better games of the year in mid-season victory over San Francisco, sacking 49ers QB Steve Young, batting down a Young pass and blocking a PAT attempt...Had an

PLAYERS

Veterans

Keith McKenzie *continued*

outstanding game rushing the passer at Cincinnati on Sept. 20, registering 1.5 sacks of Neil O'Donnell...Posted a season-high 2 sacks, including a forced fumble (which he recovered) to halt a fourth-quarter drive which had reached the Green Bay 15-yard line, in the Packers 23-15 win over Tampa Bay on Sept. 13...Also had sacks against Detroit on Sept. 6, Philadelphia on Nov. 29 and Chicago on Dec. 13, sharing a sack with Reggie White in rematch vs. Lions on Oct. 15...Made 1 solo tackle in playoff loss at San Francisco.

1997: Stepped up his personal production on defense dramatically during the playoffs after seeing primarily special teams duty throughout the regular season...Played in all 16 regular-season games for the first time as a pro, he also got into each of the club's three playoff contests, including Super Bowl XXII...Registered 3 sacks during the post-season to tie the Broncos' Neil Smith and the Bucs' Warren Sapp for the NFL lead...Sacked Young twice in the fourth quarter of NFC Championship Game win at San Francisco on Jan. 1, 1998, the first of which, on fourth down deep in 49ers territory, resulted in a Dorsey Levens touchdown for Green Bay's final points in 23-10 triumph, while the second snuffed out the 49ers last gasp scoring effort when he knocked the ball loose from Young and teammate Paul Frase recovered...One week earlier in the divisional playoff, sacked the Buccaneers' Trent Dilfer for a 15-yard loss in the final period of 21-7 win over Tampa Bay on Jan. 4, 1997...Finished fourth on the club in special teams tackles during the regular season with 12, equaling his career-high with 2 at Indianapolis on Nov. 16...Posted 1.5 sacks among his 3 total tackles in limited regular-season play on defense...Had a season-high 2 tackles, including 0.5 sack, in win over St. Louis on Nov. 9...Recorded 1 sack vs. Detroit on Nov. 2, dropping Lions' QB Scott Mitchell late in the game...Led the team in sacks during the pre-season (2.5) for the second straight year.

1996: Made an immediate impression on the Green Bay coaching staff as a rookie when he led the NFL in sacks during the pre-season with 5.5...Played in 10 regular-season games and in all three postseason contests, including Super Bowl XXXI...Was inactive for the club's other six games...Along with 1 sack and 1 forced fumble, posted 5 tackles during the regular season, including a season-high 2 tackles on Monday Night vs. Philadelphia on Sept. 9...Picked up the first 'full' sack as a pro in NFC Championship Game win over Carolina on Jan. 12, 1997, felling the Panthers' Kerry Collins late in the contest...Followed that performance up by registering 2 special teams tackles in the first half of Green Bay's Super Bowl triumph over New England on Jan. 26, 1997...Earlier in the season, had established his career-high of 2 special teams stops in regular-season finale vs. Minnesota on Dec. 22...Totaled 5 total tackles on kickoff and punt coverage over the course of the regular season...Forced a fumble by Rams quarterback Tony Banks late in the Packers' 24-9 victory at St. Louis on Nov. 24, sharing a sack with teammate Wayne Simmons on the same play...Had split a sack with Shannon Clavelle early in the season, when the pair got together to drop San Diego's Sean Salisbury on Sept. 15...Was the second of two seventh-round draft choices (252nd overall) by Green Bay in 1996.

College: Two-year starter and three-time letterman (1993-95) at Ball State...Played linebacker his first three years before switching to defensive end as a senior...Left as school's all-time sacks leader with 25 after pacing Cardinals in this category in each of his last two seasons...Recorded 195 career tackles (121 solos), including 33 for loss, as well as 3 fumble recoveries, 1 forced fumble, 1 interception, 3 passes defended and 2 blocked punts...Was an All-Mid American Conference First-Team pick by league coaches and *Football News* as a senior...Also received team's MVP award and served as a tri-captain in 1995, when he led the squad with 11 sacks (15th in the nation) and the MAC with 18 tackles for loss...Paced the team in sacks with 9 among a career-best 82 tackles as a junior...Posted a career-high 18 tackles at Toledo...Named MAC 'Defensive Player of the Week' vs. Western Michigan, when he registered 7 tackles and 4 sacks...Played in every game, including the Las Vegas Bowl, his sophomore campaign...Saw action in six 1992 games, though he did not letter...Was redshirted in 1991...Played in four games for Ball State's basketball team as a senior and also competed in the shot put for the school at one track meet, placing third...Earned a B.S. degree in history.

Personal: Given name Keith Derrick McKenzie...Born in Detroit, Mich...Single...Was an all-conference and all-metro selection at Highland Park (Mich.) High School...Played offensive guard and linebacker, earning three letters...Had 65 tackles, 4 sacks and 2 interceptions as a senior...Also served as team's punter, averaging 40 yards per kick...Lettered three times in track, he competed in the 200-meter dash (best time was 23.9) and was a state qualifier in the shot put (best mark was 55'0")...Also lettered twice in wrestling and once in ten-

Keith McKenzie continued

nis...Uncle, Reggie McKenzie, played for the Buffalo Bills (1972-82) and Seattle Seahawks (1983-84)... Served as a training camp ball boy for the Seahawks for three summers while in high school...Worked with his uncle's charity, the 'Reggie McKenzie Foundation' in Detroit...Hobbies include basketball, fishing and hunting...Has demonstrated his community commitment by lending support to several charitable organizations, including the Make-A-Wish Foundation Celebrity Waiter Dinner, The Cleveland Browns Foundation and helped organize a holiday celebration for Cleveland Metropolitan Housing Authority with toys during the Christmas season.

McKENZIE'S SINGLE-GAME CAREER HIGHS

TACKLES: 7 at Pittsburgh (10/22/00)
SACKS: 3 at Cincinnati (9/10/00)
INTERCEPTIONS: 1 at Chicago (12/27/98)
INTERCEPTION RETURN YARDS: 33t at Chicago (12/27/98)
FUMBLE RECOVERIES: 1, 8 times (Last: vs. Philadelphia 12/10/00)
FORCED FUMBLES: 1, 9 times (Last: at Tennessee 11/19/00)

McKENZIE'S DEFENSIVE STATISTICS

Year	TACKLES			Sacks No/Yds	Int's No/Yds	Passes Def.	Fumbles Rec./For.	Special Teams Tackles
	Total	Solo	Asst.					
1996 (G.B.)	5	2	3	1	0/0	0	0/1	5
1997 (G.B.)	3	1	2	1.5	0/0	0	0/0	12
1998 (G.B.)	26	20	6	8.0	1/33	3	3/1	3
1999 (G.B.)	32	21	11	8.0	0/0	0	4/5	1
2000 (Cle.)	61	39	22	8/58.5	0/0	1	1/2	0
Career	127	83	44	26.5	1/33	4	8/9	21

HEIGHT
6-6
YEAR W/BROWNS
3rd
WEIGHT
301
YEAR IN NFL
1st
BIRTHDATE
Jan. 6, 1976
COLLEGE
Iowa
HOW ACQUIRED
FA - '99



**JEREMY
MCKINNEY**

66

Offensive Lineman

Games Played/Started: 1998 (0/0); 1999 (0/0); 2000 (IR).

Career Totals: 0 games, 0 starts.

Career Transactions: Signed by the St. Louis Rams as an undrafted free agent April 24, 1998...Waived by St. Louis Aug. 31, 1998...Signed by Rams to practice squad Sept. 1, 1998...Signed to Rams active roster Dec. 19, 1998...Waived by St. Louis Sept. 7, 1999...Signed to Detroit Lions practice squad Oct. 12, 1999...Waived by Detroit Nov. 9, 1999...Signed by St. Louis to practice squad Nov. 24, 1999...Signed by Cleveland to the active roster from St. Louis practice squad Dec. 16, 1999.

Seasonal Reviews

2000: Missed the entire regular season due to a right knee injury in second pre-season game at Chicago on Aug. 12...Placed on Reserve-Injured list on Aug. 16.

1999: Waived by St. Louis Sept. 7, 1999...Signed to Detroit practice squad Oct. 12, 1999...Waived by Detroit

PLAYERS

Veterans

Jeremy McKinney *continued*


Nov. 9, 1999...Signed by St. Louis to practice squad Nov. 24, 1999...Signed by Cleveland to active roster from St. Louis practice squad Dec. 16, 1999.

1998: Signed by St. Louis as an undrafted free agent April 20, 1998...Waived by St. Louis Aug. 31, 1998...Signed to Rams practice squad Sept. 1, 1998...Signed to Rams active roster Dec. 19, 1998...Was listed inactive for the Rams final two regular-season games.

College: Started all 12 games at right tackle both junior and senior seasons for Iowa...Started five games at left tackle sophomore season...Played both offensive and defensive tackle as a true freshman...Had 22 tackles, 1 sack and 1 pass defense...Sociology major.

Personal: Born Jeremy Adam McKinney Jan. 6, 1976 in Huntington Park, Calif....Attended Horizon High School in Brighton, Colo....Earned All-America honors from *SuperPrep*, Tom Lemming and *Blue Chip* senior season...*Rocky Mountain News* defensive player of the year...Lettered three years in football, basketball and baseball...He and his wife, Anya, have a son, Brayden.

ARNOLD
MILLER
98



HEIGHT

6-3

WEIGHT

239

BIRTHDATE

Jan. 3, 1975

HOW ACQUIRED

FA - '99

YEAR W/BROWNS

3rd

YEAR IN NFL

3rd

COLLEGE

Louisiana State

Defensive Lineman

Games Played/Started: 1999 (9/0); 2000 (13/0).

Career Totals: 22 games, 0 starts.

Career Transactions: Signed by Browns as rookie free agent on April 23, 1999.

Career Highlights: Matched a career-high 3 solo tackles vs. Tennessee on Dec. 17, 2000...Made Browns' roster in 1999 as a rookie free agent, appearing in his first NFL game on Sept. 12, 1999 against the Pittsburgh Steelers...Recorded his first career sack when he dropped St. Louis Rams QB Kurt Warner for 11 yards on Oct. 24, 1999.

Seasonal Reviews

2000: In second year with Browns, appeared in 13 games at right defensive end with 9 solo tackles and also added 7 tackles on special teams...Added 1.5 sacks for 11.5 yards with 1 sack vs. Jacksonville on Sept. 3 and 0.5 sack vs. Philadelphia on Dec. 10...Matched a career-high 3 solo tackles vs. Tennessee on Dec. 17...Missed Week 12 with an ankle injury...Game 1 vs. Jacksonville (9/3): Played right defensive end, replacing starter Keith McKenzie (cramping)...Recorded 1 sack of Jaguars QB Mark Brunell late in the second quarter for a 6-yard loss, forcing a third-and-16...Also played special teams with 1 tackle...Game 2 at Cincinnati (9/10): Played right defensive end and recorded 1 QB pressure on Bengals QB Akili Smith...Also played special teams with 1 tackle...Game 3 vs. Pittsburgh (9/17): Played right defensive end with 1 solo tackle...Also played special teams with 1 tackle...Game 4 at Oakland (9/24): Played right defensive end and also on special teams...Game 5 vs. Baltimore (10/1): Played right defensive end and also special teams...Game 6 at Arizona (10/8): Played right defensive end and also appeared on special teams...Game 7 at Denver (10/15): Played right defensive end and recorded 2 solo tackles...Also played special teams with 1 tackle...Game 8 at Pittsburgh (10/22): Played right defensive end with 1 solo tackle and 1 quarterback pressure...Also played special teams...Game 9 vs. Cincinnati (10/29): Played right defensive end and on special teams...Game 10 vs. N.Y. Giants (11/5): Inactive (ankle)...Game 11 vs. New England (11/12): Inactive (ankle)...Game 12 at Tennessee (11/19): Inactive (ankle)...Game 13 at Baltimore (11/26): Played right defensive end and also appeared on special teams with 1 tackle...Game 14 at Jacksonville (12/3): Played right defensive end with 1 solo tackle...Also played on special teams...Game 15 vs. Philadelphia (12/10): Played right defensive end with 0.5 sack for

Arnold Miller *continued*

a 5.5 yard loss, along with LB Jamir Miller, on Eagles QB Donovan McNabb...Also played on special teams with 2 tackles...Game 16 vs. Tennessee (12/17): Played right defensive end with 3 solo tackles...Also played on special teams.

1999: First-year undrafted rookie free agent earned a roster spot during training camp...Played in nine regular-season games and finished the season with 13 tackles (11 solos)...Game 1 vs. Pittsburgh (9/12): Appeared in his first NFL game and played right defensive end with 2 solo tackles...Blocked an extra point attempt in the fourth quarter vs. Steelers...Game 2 at Tennessee (9/19): Played in a reserve role at right defensive end and recorded 1 quarterback pressure on Titans QB Neil O'Donnell...Game 3 at Baltimore (9/26): Played in a reserve role at right defensive end and recorded 1 solo tackle...Also played on special teams with 1 solo tackle...Game 4 vs. New England (10/3): Saw reserve action at defensive end and played on special teams...Game 5 vs. Cincinnati (10/10): Saw action at defensive end with 2 tackles, including 1 solo...Also played on special teams...Game 6 at Jacksonville (10/17): Saw action at defensive end with 3 tackles, including 2 solos...Also played on special teams...Game 7 at St. Louis (10/24): Saw action at defensive end and made 3 solo tackles...Recorded his first career sack of Rams QB Kurt Warner for 3 yards and 1 hit on Warner...Also played special teams...Game 8 at New Orleans (10/31): Listed as inactive...Game 9 vs. Baltimore (11/7): Played defensive end with 1 solo tackle and played special teams with 1 tackle...Game 10 at Pittsburgh (11/14): Played defensive end with 1 solo tackle...Also played special teams with 1 solo tackle...Listed as inactive for the final six weeks of the regular season (Games 11-16).

College: Four-year letterman and two-year starter...Career totals included 44 games, 21 starts, 91 total tackles, 63 solos, 23 tackles for losses (95 yards), 11 sacks (69 yards), 3 forced fumbles and 1 recovered fumble...Started 11 games as senior at right outside linebacker and totaled 33 tackles, 21 solos, 10 tackles for losses, 5 sacks and 1 forced fumble...Saw action in 11 games with 10 starts at left defensive end as junior and recorded 21 tackles, 18 solos, 8 tackles for loss and 5 sacks...Saw reserve action in 11 games as sophomore and totaled 25 tackles, 14 solos, 3 tackles for losses, 1 forced fumble and 1 recovered fumble...Saw reserve action in 11 games as freshman and posted 12 tackles, 10 solos, 2 tackles for loss, 1 sack and 1 forced fumble...Majored in communications.

Personal: Born Jan. 3, 1975, in New Orleans, La....Currently working towards his graduate degree in Kinesiology at Cleveland State University...Active in his participation within Cleveland community by donating his time with the United Way's Hometown Huddle program, building a home with Habitat For Humanity, participating in the Cleveland Browns Thanksgiving Turkey Giveaway to area residents and spending time with children by visiting the Second Harvest Food Bank and Rainbow Babies and Children's Hospital...Attended George Washington Carver (La.) High School...He and his wife, Cordia, have a son, Wellington...Resides in Olmsted Falls, Ohio.

MILLER'S SINGLE-GAME CAREER HIGHS

TACKLES: 3 at St. Louis 10/24/99; vs. Tennessee 12/17/00

SACKS: 1 at St. Louis 10/24/99; vs. Jacksonville 9/3/00

MILLER'S DEFENSIVE STATISTICS

Year	TACKLES			Sacks No/Yds	Int's No/Yds	Passes Def.	Fumbles Rec./For.	Special Teams Tackles
	Total	Solo	Asst.					
1999 (Cle.)	13	11	2	1/3	0/0	0	0/0	3
2000 (Cle.)	9	9	0	1.5/11.5	0/0	0	0/0	7
Career	22	20	2	2.5/14.5	0/0	0	0/0	10

Additional Stats: Blocked Kicks: 1 (PAT) vs. Pittsburgh 9/12/99

PLAYERS

Veterans

JAMIR
MILLER
95
Linebacker



HEIGHT
6-5

WEIGHT
266

BIRTHDATE
Nov. 19, 1973

HOW ACQUIRED
UFA (Ari.) - '99

YEAR W/BROWNS
3rd

YEAR IN NFL
8th

COLLEGE
UCLA

Games Played/Started: 1994 (16/0); 1995 (10/9); 1996 (16/16); 1997 (16/16); 1998 (16/16; 2/2); 1999 (15/15); 2000 (16/16).

Career Totals: 105 games, 88 starts.

Postseason Totals: 2 games, 2 starts.

Career Transactions: Originally selected by Arizona in the first round, 10th overall, of the 1994 NFL Draft... Signed by Cleveland as an unrestricted free agent May 13, 1999.

Career Highlights: Owns seven-year totals of 728 tackles and 23 quarterback sacks... Recorded his first career NFL interception at Tennessee on Nov. 19, 2000 in the first quarter on a pass from Titans QB Steve McNair... Started entire 1996 season with Arizona at right outside linebacker, finishing fourth on the team with 115 combined tackles... Assumed left linebacker role vacated by Seth Joyner in '97 and improved with 139.5 tackles, 5.5 quarterback sacks, and 6 tackles for loss... Breakout season in 1998 with team-best 150 tackles (87 solos), 3 quarterback sacks and 2 fumble recoveries... Scored first NFL touchdown on lateral vs. Washington Dec. 15, 1996 as Miller rumbled the final 26 yards into the end zone.

Seasonal Reviews

2000: In second season with the Browns, started in 16 games, 12 games at strongside and six games at weakside linebacker, and ranked second on the club with 108 tackles, including 80 solos... Also ranked second on the club with 5 sacks for 43 yards and added 1 interception, 11 QB pressures and 6 passes defended... Had a season-high 11 solo tackles, tied a career-high with 2 sacks for 8 yards and 2 passes defended at Cincinnati on Sept. 10... Also recorded 10 solo tackles at Arizona on Oct. 8... Recorded his first career NFL interception at Tennessee on Sept. 19 in the first quarter on a pass from Titans QB Steve McNair... Recorded sacks in the following games: 2 at Cincinnati on Sept. 10; 1 at Pittsburgh on Oct. 22; 1 vs. N.Y. Giants on Nov. 5; 0.5 vs. New England on Nov. 12; and 0.5 vs. Philadelphia on Dec. 10... Game 1 vs. Jacksonville (9/3): Started at weakside linebacker and recorded 7 tackles, 6 solos, and 1 quarterback pressure on Jaguars QB Mark Brunell... Game 2 at Cincinnati (9/10): Started at weakside linebacker and led the team with 11 solo tackles, 2 sacks for 8 yards, 1 QB pressure and 2 passes defended... His third-quarter sack of QB Akili Smith for a 7-yard loss forced a fourth-and-14 for the Bengals... Also sacked QB Smith in the fourth quarter for a 1-yard loss on a fourth-and-10 play for the Browns to take over on possession... His 2 sacks and passes defended each tied a career-high... Game 3 vs. Pittsburgh (9/17): Started at weakside linebacker with 5 tackles, including 2 solos... Game 4 at Oakland (9/24): Started at weakside linebacker and was second on the club with 8 tackles, including 7 solos... Game 5 vs. Baltimore (10/1): Started at strongside linebacker, moving over from his regular weakside position replacing the injured Rahim Abdullah (groin strain)... Ranked third on the club, recorded 8 tackles, including 7 solos... Game 6 at Arizona (10/8): Started at weakside linebacker and led the club with 10 solo tackles and 1 pass defended... Game 7 at Denver (10/15): Started at strongside linebacker as Miller moved to the strongside from weakside position, replacing the injured Abdullah (groin)... Recorded 2 tackles, 1 solo and 1 quarterback pressure on Broncos QB Brian Griese... Game 8 at Pittsburgh (10/22): Started at weakside linebacker and recorded 8 solo tackles, 1 sack on Steelers QB Kordell Stewart for an 8-yard loss and 1 quarterback pressure... Game 9 vs. Cincinnati (10/29): Started at strongside linebacker, replacing the injured Rahim Abdullah (groin) and moving over from his usual weakside linebacker position... Recorded 5 tackles, including 2 solos and 2 quarterback pressures on Bengals QB Akili Smith... Game 10 vs. N.Y. Giants (11/5): Started at strongside linebacker in place of injured Rahim Abdullah (groin), moving over from his usual weakside linebacker position... Recorded 8 solo tackles, 1 sack of Giants QB Kerry Collins for a 17-yard loss late in the fourth quarter, 1 quarterback pressure

Jamir Miller *continued*

and 1 pass defended...Game 11 vs. New England (11/12): Started at strongside linebacker and ranked second on the club with 6 tackles, including 5 solos, 0.5 sack for 4.5 yards as the Browns defense forced 4 New England turnovers...In the first quarter, teamed with DE Keith McKenzie for a 9-yard sack of Patriots QB Drew Bledsoe on a third-and-12 situation...Game 12 at Tennessee (11/19): Started at strongside linebacker with 6 tackles, including 3 solos and 1 interception as the defense forced the Titans to turn the ball over a season-high 7 times (4 interceptions and 3 fumbles)...In the first quarter, intercepted a pass from Titans QB Steve McNair intended for WR Chris Sanders which was deflected by Browns FS Percy Ellsworth and intercepted by Miller at the Browns 19-yard line halting a potential Titans scoring drive...The interception was his first in the NFL...Game 13 at Baltimore (11/26): Started at strongside linebacker with 8 tackles, including 3 solos and 3 quarterback pressures on Ravens QB Trent Dilfer...Game 14 at Jacksonville (12/3): Started at strongside linebacker with 6 tackles, 4 solos, 1 pass defended and 1 quarterback pressure on Jaguars QB Mark Brunell...Game 15 vs. Philadelphia (12/10): Started at strongside linebacker with 5 tackles and 0.5 sack for a 5.5-yard loss, along with DE Arnold Miller, on Eagles QB Donovan McNabb...Game 16 vs. Tennessee (12/17): Started at strongside linebacker with 5 tackles, including 3 solos and 1 quarterback pressure on Titans QB Steve McNair.

1999: Started 15 regular-season games at the right linebacker position in the Browns 4-3 defensive scheme and ranked second on the team with 147 total tackles, 107 solos and led the team in total tackles on seven different occasions...Also ranked second on club with 4.5 sacks for 24.0 yards, was tied for fourth with 10 quarterback hits and added 2 passes defended...Recorded eight games with 10 or more tackles and reached a career-high 14 tackles 3 times...Established a career-high 14 tackles, 11 solos, Week 3 at Baltimore on Sept. 26 in the Browns 17-10 setback vs. the Ravens and added 2 quarterback hits on Ravens QB Stoney Case...Week 7 at St. Louis on Oct. 24, left the game in the second quarter with a left shoulder sprain...Was listed as inactive Week 8 at New Orleans on Oct. 31 with the shoulder injury...Returned to action Week 9 vs. Baltimore on Nov. 7 and led the team with 8 tackles...In Week 11 vs. Carolina on Nov. 21 led the and tied his career high with 14 tackles, 10 solos...Reached the 14-tackle plateau again Week 15 vs. Jacksonville on Dec. 19 as his 14 tackles, 11 solos, tied his career high and marked the third-time in 1999 he reached the 14 tackle mark...Game 1 vs. Pittsburgh (9/12): Started at right linebacker and recorded 9 tackles, 7 solos and 2 assists and 1 quarterback hit...Game 2 at Tennessee (9/19): Led the team with 12 tackles, including 11 solos and 1 assist...Also recorded 1 quarterback pressure...Game 3 at Baltimore (9/26): Started at right linebacker and led the team with 14 tackles, establishing a new career high...His 14 tackles included 11 solo tackles and 3 assists...Also recorded 2 quarterback hits...Game 4 vs. New England (10/3): Started at right linebacker and recorded 12 tackles, including 9 solos...Was second on the team with 12 tackles and also ranked second with 9 solos...Registered 1.5 sacks for 12 yards and also recorded a hit on Patriots QB Drew Bledsoe...Game 5 vs. Cincinnati (10/10): Started at right linebacker and led the team with 13 tackles, including 11 solos...Registered 2 sacks of Bengals QB Akili Smith for 5 yards and also recorded 1 hit on Smith...Game 6 at Jacksonville (10/17): Started at right linebacker and was tied for third on the club with 7 tackles, including 6 solos...Also recorded 2 hits on Jaguars quarterback Mark Brunell...Game 7 at St. Louis (10/24): Started at right linebacker and recorded 2 solo tackles...Left the game in second quarter with a left shoulder sprain and did not return...Game 8 at New Orleans (10/31): Inactive due to shoulder injury...Game 9 vs. Baltimore (11/7): Started at right linebacker and led the team with 8 tackles, including 4 solos...Game 10 at Pittsburgh (11/14): Started at right linebacker and had 10 tackles, including 8 solos and 1 pass broken up...Also recorded 1 sack on Steelers QB Kordell Stewart for 7 yards...Game 11 vs. Carolina (11/21): Started at right side linebacker and led the team with 14 tackles, including 10 solos...His 14 tackles tied a career high...Game 12 vs. Tennessee (11/28): Started at right side linebacker and had 5 tackles, including 4 solos and 1 hit on Titans QB Steve McNair...Game 13 at San Diego (12/5): Started at right side linebacker with 7 tackles, including 4 solos and 1 hit on Chargers QB Jim Harbaugh...Game 14 at Cincinnati (12/12): Started at right linebacker and was second on the club with 9 tackles, including 4 solos...Game 15 vs. Jacksonville (12/19): Started at right linebacker and led the club with 14 tackles, including 11 solos, and 1 pass broken up...His 14 tackles tied a career high and marked the third time this season he has reached the 14 tackle mark...Game 16 vs. Indianapolis (12/26): Started at right linebacker and led the team with 11 tackles, including 5 solos.

1998: Cardinals leading tackler despite playing final 13 games and playoffs with dislocated left wrist...Shouldered much of the defensive load during second half of season after Pro Bowl defensive tackle Eric Swann was limited to action in only first seven games due to knee injury...Opened season at Dallas on Sept. 6 with 6

PLAYERS

Veterans

Jamir Miller *continued*

tackles, 2 hurries and batted away a pass...Collected 11 overall tackles at Seattle on Sept. 13, recovered a fumble after Eric Swann sacked Seahawk passer Warren Moon and later nailed Moon on a sack for 8-yard loss in third quarter...Collected 6 tackles, forced a fumble by Eagle running back Duce Staley and recorded a hurry in 17-3 win over Philadelphia on Sept. 20 in home opener before leaving game with dislocated bone in left wrist...Though he practiced on limited basis entire week due to casted left hand/wrist, played entire game at St. Louis on Sept. 27 in valiant fashion with 9 combined stops in 20-17 victory...Led defense with outstanding effort vs. Oakland on Oct. 4 with 13 tackles, 1 sack, forced Raider passer Donald Hollas to cough up the ball in third quarter, and batted down 2 passes...Led defense at N.Y. Giants on Oct. 18 with 11 tackles...Registered 10 tackles overall in 17-15 win at Detroit on Nov. 1...Registered 5 solo stops and 2 assists vs. Washington on Nov. 8, along with a hurry and tackled Redskin passer Trent Green for an 8-yard loss after the quarterback caught his own pass attempt that was batted into the air by Cardinals linebacker Tony McCombs in 29-27 win...Double-digit effort again vs. Dallas on Nov. 15 with 13 combined stops...In return match with Washington on Nov. 22, recorded 6 tackles, 2 pressures and a key sack in second quarter that pushed Redskins back to 34-yard line as resulting Cary Blanchard 52-yard field goal fell just short in 45-42 win...Active outing at Kansas City on Nov. 29 with 4 solo stops, 6 assists and got to Chief passer Rich Gannon a combined 5 times (3 hurries, 2 hits)...Held defense together at Philadelphia on Dec. 13 with 4 solo tackles, 4 assists, 1 stop for loss and batted down a pass...Impressive effort in 19-17 win over New Orleans on Dec. 20 with team-high 13 tackles, including 8 solos, 5 assists, 1 stop for loss, batted down a pass and recovered a fumble after teammate Patrick Sapp blind-sided Saint passer Kerry Collins in third quarter as Cards turned the possession into a touchdown and 13-10 advantage...Active game in season finale win over San Diego on Dec. 27 in both run support and passing game with 9 tackles, 1 hurry and batted down 2 passes...Paced a high-strung and energized Card defense in Wild Card playoff at Dallas on Jan. 2, 1999 with 12 solo tackles, 3 assists, 1 stop for loss and 2 quarterback sacks in 20-7 victory...Came free and nailed Dallas passer Troy Aikman for 10-yard loss on fourth-and-1 play in fourth quarter...Earlier in third period, made huge play with his first sack, this time with Dallas at the Cardinal 35-yard line to push ball back to the 41-yard line and eventually force a Cowboy punt...Posted 9 tackles and batted down 1 pass in divisional playoff loss at Minnesota on Jan. 10, 1999.

1997: Blossomed into complete linebacker in fourth season with 139.5 tackles (63.5 solos), 5.5 quarterback sacks, 11 quarterback hurries, 6 tackles for loss, 6 passes defended and 1 forced fumble...Consistency was his trademark with either a sack, tackle for loss, quarterback hurry or pass defended in 14 of 16 games...Moved from right side to left linebacker as replacement for departed Seth Joyner (Green Bay)...Opened season with 13 tackles, 1 sack and 1 tackle for loss at Cincinnati on Aug. 31...6 tackles and a hurry and forced Cowboy passer Troy Aikman into intentional grounding penalty in second quarter on second-and-4 play, helping to force a punt in 25-22 overtime win in home opener against Dallas on Sept. 7...Active game at Washington on Sept. 14 with 3 solo tackles, 5 assists, 1 tackle for loss, 1 sack and 1 deflected pass...In one series, nailed running back Terry Allen for a 1-yard loss on first down, broke up a pass on second down, then sacked Redskin passer Gus Frerotte on third down...Led defense with 11 tackles and batted down a pass at Tampa Bay on Sept. 28...9 combined tackles, sacked Viking passer Brad Johnson and forced a fumble in another solid all-round effort vs. Minnesota on Oct. 5...8 tackles and 2 hurries at Philadelphia on Oct. 19, including a pressure in the first quarter that resulted in Eagle passer Rodney Peete hurrying his throw as Simeon Rice made a diving interception...10 tackles vs. Tennessee on Oct. 26, including a shared sack with tackle Eric Swann and 1 solo sack of Oiler passer Steve McNair in second half for 10-yard loss...6 overall stops in 31-21 win over Philadelphia on Nov. 2...9 tackles at Dallas on Nov. 9, including his fifth sack of the season and batted away a pass...6 tackles and 2 hurries at N.Y. Giants on Nov. 16...Active day with 10 tackles and batted down 2 passes in coverage schemes in 16-13 victory at Baltimore on Nov. 23...11 combined stops, including 1 for loss, and flushed Washington passer Gus Frerotte out of the pocket numerous times vs. Washington on Dec. 7...6 tackles, a hurry and a stop for loss at New Orleans on Dec. 14...Team-best 13 tackles, his seventh double-digit game of the season, in season-ending 29-26 win over Atlanta on Dec. 21.

1996: Installed as starting outside linebacker from outset of season...Recorded 53 solo tackles and 62 assists...Also added 1 sack, 3 pressures, 3 tackles for loss, 4 passes defended, 1 fumble recovery and 1 forced fumble...Scored first NFL touchdown on lateral from Swann vs. Washington on Dec. 15...Swann had returned a Washington fumble 11 yards...Miller rumbled the final 26 yards into the end zone...9 tackles and deflected a pass in opener at Indianapolis on Sept. 1...6 tackles and a sack of Dolphin passer Dan Marino vs.

Jamir Miller *continued*

Miami on Sept. 8...10 tackles in 28-14 win at New Orleans on Sept. 22...5 stops and a fumble recovery the next week to aid a 31-28 overtime thriller over St. Louis on Sept. 29...9 tackles each of the next two weeks at Dallas on Oct. 13 and in 13-9 win over Tampa Bay on Oct. 20...12 tackles, a hurry and a tackle for loss at N.Y. Giants on Nov. 3...5 tackles, knocked down a pass and stripped Redskin running back Terry Allen of the ball as Cardinals converted possession into 3-0 lead in first quarter of 37-34 overtime win at Washington on Nov. 10...7 tackles in consecutive wins vs. N.Y. Giants on Nov. 17 and Philadelphia on Nov. 24...Only 1 assist vs. Washington on Dec. 15...10 tackles and a pair of pressures in season finale at Philadelphia on Dec. 22.

1995: Started nine of 10 games...33.5 solo stops and 17 assists for 50.5 combined tackles plus 1 sack... Missed first four games of the season while serving league-imposed suspension...5.5 tackles, 1 hurry and 2 tackles for loss vs. Kansas City on Oct. 1 in first action of the season...7.5 tackles at N.Y. Giants on Oct. 8...7 stops, forced a fumble and returned another 26 yards in 20-14 overtime win against Seattle on Oct. 29...8 combined tackles and his second fumble recovery vs. Minnesota on Nov. 12...7.5 tackles, including 2 for losses, along with a sack and recovery of a blocked field goal vs. the N.Y. Giants on Nov. 30...Played most of the first half at San Diego on Dec. 9 with 4 tackles, a hurry and a pass deflection before suffering an ankle injury that landed him on the injured reserve list for the rest of the season.

1994: Ended rookie season with 18 tackles, 3 sacks, 10 hurries and 3 tackles for loss...Finished with a flurry of production in season finale at Atlanta on Dec. 24 with 4 tackles, 5 hurries, 2 sacks, 1 forced fumble and 2 tackles for loss...Closed season with team-high 20 tackles on special teams...3 solo tackles in opener at the Los Angeles Rams on Sept. 4, including 1 sack to force a punt with nine minutes remaining when he ran down Ram quarterback Chris Miller from behind...3 stops late in the game at Cleveland on Sept. 18...Provided 1 tackle and a hurry in 17-7 win over Minnesota on Oct. 2...Came off the bench in fourth quarter for injured starter Seth Joyner (ankle) vs. Pittsburgh on Oct. 30 and combined 5 tackles and 1 hurry with 2 stops on kickoff coverage in 20-17 overtime win...With Wilber Marshall (ankle) inactive, provided constant pressure on Falcon passers Bobby Hebert and Jeff George in extended action at Atlanta on Dec. 24...Cards' first-round pick (10th overall) after declaring for the NFL Draft after his junior season.

College: Collected numerous All-America honors at UCLA in 1993...Finalist for Dick Butkus Award given annually to the nation's top linebacker...69 tackles, 12.5 sacks and 18 tackles for loss in final collegiate season for Bruins.

Personal: Has done extensive work in the community, thus was selected by his teammates as the 2000 recipient of the Ed Block Courage Award, an annual recognition to the athlete who exemplifies the qualities of courage, compassion, commitment and community service...*Kaleidoscope Magazine* honored Miller to their 40/40 Club, an annual award to forty top professionals who have made an impact in their community...Nominated for *The Sporting News* "Good Guy" award...Initiated a program called 'Jamir's Achievement Makers' (J.A.M.) to reward Cleveland students who demonstrate good behavior, attendance and grades from five Municipal schools with tickets to Browns games and an autographed jersey...Is the local spokesperson for the American Red Cross...Through his work with women's groups, established a foundation, the Jamir Miller Foundation, to benefit the Templum House in Cleveland for battered women, Providence House and Center for Families and Children...Actively involved in Browns events throughout the community including: building a home for Habitat For Humanity, Taste of the NFL fundraiser for hunger, the Make-A-Wish Foundation Celebrity Waiter Dinner, building a playground for the United Way's Hometown Huddle program, American Red Cross 'Wishes for the World', and the Santa's Hide-A-Way Holiday Celebration...Prep All-America at El Cerrito (Calif.) H.S. with 486 tackles, 32 sacks, 3 interceptions, 6 fumble recoveries and 22 forced fumbles in three seasons...Also excelled in track, advancing to the state finals in the 200-meter dash and 4x100-meter relay as a junior...Times of 10.89 seconds in the 100-meter dash and 22.1 seconds in 200 meters...Cousin Mark Gunn is a former defensive lineman for the N.Y. Jets who played collegiately at Pittsburgh...Political science major at UCLA...Raised in Oakland, Calif...Wife Racquel...Daughters Ashlynn and Amara.

MILLER'S SINGLE-GAME CAREER HIGHS

TACKLES: 14 at Baltimore 9/26/99; vs. Carolina 11/21/99; vs. Jacksonville 12/19/99

SACKS: 2 at Atlanta 12/24/94; vs. Cincinnati 10/10/99

INTERCEPTIONS: 1 at Tennessee 11/19/00

PASSES BROKEN UP: 2 (Four times) Last: at Cincinnati 9/10/00

MILLER'S 2000 GAME-BY-GAME DEFENSIVE STATISTICS

Year	TACKLES			Sacks No/Yds	Int's No/Yds	Passes Def.	Fumbles Rec./For.
	Total	Solo	Asst.				
9/3 vs. Jac.	7	6	1	0/0	0/0	0	0/0
9/10 @ Cin.	11	11	0	2/8	0/0	2	0/0
9/17 vs. Pit.	5	2	3	0/0	0/0	0	0/0
9/24 @ Oak.	8	7	1	0/0	0/0	0	0/0
10/1 vs. Bal.	8	7	1	0/0	0/0	0	0/0
10/8 @ Ari.	10	10	0	0/0	0/0	1	0/0
10/15 @ Den.	2	1	1	0/0	0/0	1	0/0
10/22 @ Pit.	8	8	0	1/8	0/0	0	0/0
10/29 Cin.	5	2	3	0/0	0/0	0	0/0
11/5 N.Y.G.	8	8	0	1/17	0/0	1	0/0
11/12 N.E.	6	5	1	0.5/4.5	0/0	0	0/0
11/19 @ Ten.	6	3	3	0/0	1/0	0	0/0
11/26 @ Bal.	8	3	5	0/0	0/0	0	0/0
12/3 @ Jac.	6	4	2	0/0	0/0	1	0/0
12/10 Phi.	5	0	5	0.5/5.5	0/0	0	0/0
12/17 Ten.	5	3	2	0/0	0/0	0	0/0
Totals	108	80	28	5/43	1/0	6	0/0

MILLER'S 1999 GAME-BY-GAME DEFENSIVE STATISTICS

Year	TACKLES			Sacks No/Yds	Int's No/Yds	Passes Def.	Fumbles Rec./For.
	Total	Solo	Asst.				
9/12 vs. Pit.	9	7	2	0/0	0/0	0	0/0
9/19 @ Ten.	12	11	1	0/0	0/0	0	0/0
9/26 @ Bal.	14	11	3	0/0	0/0	0	0/0
10/3 vs. N.E.	12	9	3	1.5/12	0/0	0	0/0
10/10 vs. Cin.	13	11	2	2/5	0/0	0	0/0
10/17 @t Jac.	7	6	1	0/0	0/0	0	0/0
10/24 @ St. L.	2	2	0	0/0	0/0	0	0/0
10/31 @ N.O.				Inactive (shoulder)			
11/7 vs. Bal.	8	4	4	0/0	0/0	0	0/0
11/14 @ Pit.	10	8	2	1/7	0/0	1	0/0
11/21 vs. Car.	14	10	4	0/0	0/0	0	0/0
11/28 vs. Ten.	5	4	1	0/0	0/0	0	0/0
12/5 @ S.D.	7	4	3	0/0	0/0	0	0/0
12/12 @ Cin.	9	4	5	0/0	0/0	0	0/0
12/19 vs. Jac.	14	11	3	0/0	0/0	1	0/0
12/26 vs. Ind.	11	5	6	0/0	0/0	0	0/0
Totals	147	107	40	4.5/24	0/0	2	0/0

MILLER'S DEFENSIVE STATISTICS

Year	TACKLES			Sacks No/Yds	Int's No/Yds	Passes Def.	Fumbles Rec./For.	Special Teams Tackles
	Total	Solo	Asst.					
1994 (Ari.)	18	13	5	3/32	0/0	0	0/0	20
1995 (Ari.)	50.5	33.5	17	1/7	0/0	1	2/0	0
1996 (Ari.)	115	53	62	1/5	0/0	4	1/0	0
1997 (Ari.)	139.5	63.5	76	5.5/49.5	0/0	6	0/0	0
1998 (Ari.)	150	87	63	3/15	0/0	7	1/2	0
1999 (Cle.)	147	107	40	4.5/24	0/0	2	0/0	0
2000 (Cle.)	108	80	28	5/43	1/0	6	0/0	0
Career	728	437	291	23/175.5	1/0	26	4/2	20

HEIGHT

6-5

YEAR W/BROWNS

2nd

WEIGHT

254

YEAR IN NFL

2nd

BIRTHDATE


July 30, 1975

COLLEGE

Cincinnati

HOW ACQUIRED

FA - '00



**ROD
MONROE**
48

Tight End

Games Played/Started: 1998 (0/0); 1999 (2/0); 2000 (0/0).

Career Totals: 2 games, 0 starts.

Career Transactions: Originally a seventh-round draft choice by Dallas, 237th overall, in the 1998 NFL Draft...Waived by Dallas on Aug. 24, 1998...Signed to Atlanta's practice squad on Sept. 1, 1998...Signed to the Atlanta active roster on Dec. 15, 1998...Waived by Atlanta on Aug. 21, 2000...Claimed by Jacksonville off waivers on Aug. 22, 2000...Waived by Jacksonville on Aug. 27, 2000...Signed by Jacksonville to practice squad on Aug. 28, 2000...Waived by Jacksonville on Sept. 5, 2000...Signed by Miami to practice squad on Sept. 26, 2000...Waived by Miami on Oct. 3, 2000...Signed by Miami to practice squad on Oct. 4, 2000...Waived by Miami on Oct. 10, 2000...Signed by Cleveland to practice squad on Dec. 6, 2000... In 2001, allocated by Cleveland to Frankfurt as part of NFL Europe.

Seasonal Reviews

2000: Began the season with the Atlanta Falcons in training camp...Waived by Atlanta on Aug. 21, 2000... Claimed by Jacksonville off waivers on Aug. 22, 2000...Waived by Jacksonville on Aug. 27, 2000...Signed by Jacksonville to practice squad on Aug. 28, 2000...Waived by Jacksonville on Sept. 5, 2000...Signed by Miami to practice squad on Sept. 26, 2000...Waived by Miami on Oct. 3, 2000...Signed by Miami to practice squad on Oct. 4, 2000...Waived by Miami on Oct. 10, 2000...Signed by Cleveland to practice squad on Dec. 6, 2000...Spent the final two weeks of the regular season on the practice squad.

1999: Played in two games when starter O.J. Santiago was out with a shoulder injury and was placed on the inactive list for 14 games...Caught 1 pass for 8 yards...Saw his first pro action vs. New Orleans on Dec. 5 in short yardage situations...Caught his first pro pass for 8 yards in the first quarter one week later at San Francisco on Dec. 12.

1998: After spending the first 15 weeks on the Atlanta Falcons practice squad, was elevated to the regular roster when FB Bob Christian was lost for the season at New Orleans on Dec. 13...Brian Kozlowski was moved to full-time FB and Monroe served as back-up...Placed on inactive list for the final two games of the regular season plus playoffs, including Super Bowl XXXIII.

PLAYERS

Veterans

Rod Monroe *continued*

College: Joined Cincinnati football team as a walk-on during fall drills his senior year and went on to play in every game, starting the final four contests...Played his first two seasons for the Bearcats' nationally ranked basketball team...Finished one year football career with 2 receptions for 33 yards and 30 knockdown blocks in 1997...First career catch was good for 24-yard gain against Houston...Delivered a key block to spring QB Chad Plummer for a 61-yard scoring run and then hauled in a 9-yard TD pass from Plummer to give the Bearcats a 34-31 double-overtime win against Miami (Ohio)...Closed out his brief collegiate career with 2 catches for 26 yards in a 35-19 win over Utah State in the Humanitarian Bowl.

Personal: Single...Two-year letterman and reserve small forward on Bob Huggins' Cincinnati basketball team from 1995-97...Saw action in 66 of 67 games, including four starts...Averaged 3.9 points per game and 2.7 rebounds...Helped the Bearcats post a 28-5 record in 1995-96, capturing the Conference USA title en route to NCAA tournament...Bearcats reached the Elite Eight before falling to Mississippi State...Cincinnati went 28-6 the following year and finished the season ranked 10th in the final AP poll...Transferred to Cincinnati after two seasons of basketball at McLennan, (Texas) Junior College...Criminal Justice major...One of 11 children (seven brothers and three sisters)...Lettered in football and basketball at Hearne (Texas) High School...Born on July 30, 1975.

MONROE'S RECEIVING STATISTICS

Year	Rec.	Yards	Average	Long	TD
1998 (Atl.)	0	0	0.0	0	0
1999 (Atl.)	1	8	8.0	8	0
2000 (Cle.)	0	0	0.0	0	0
Career	1	8	8.0	8	0

MARTY
MOORE
55

Linebacker



HEIGHT

6-1

YEAR W/BROWNS

2nd

WEIGHT

245

YEAR IN NFL

8th

BIRTHDATE

March 19, 1971

COLLEGE

Kentucky

HOW ACQUIRED

UFA (N.E.) - '00

Games Played/Started: 1994 (16/4, 1/1); 1995 (16/2); 1996 (16/0, 3/0); 1997 (16/0, 2/0); 1998 (14/2, 1/1); 1999 (15/2); 2000 (16/9).

Career Totals: 109 games, 19 starts.

Postseason Totals: 7 games, 2 starts.

Career Transactions: Originally selected by New England in the seventh round, 222nd overall, of the 1994 NFL Draft...Signed by Cleveland as an unrestricted free agent March 2, 2000.

Career Highlights: Established a career high with 98 tackles for the Browns in 2000...Set a career-high with 14 tackles at Pittsburgh on Oct. 22, 2000.

Seasonal Reviews

2000: In first season with Browns, appeared in 16 regular-season games, including a career-high nine starting assignments at weakside linebacker...Moved into starting lineup following injuries to linebackers Rahim Abdullah and Lenoy Jones, starting eight of the final 10 games of the season...Ranked third on the club and established a career-high 98 tackles, including 67 solos...Also added 1 sack, 1 interception and 1 pass defensed...Added 17 special teams tackles...Recorded a career-high 14 tackles, including 10 solos, at

Marty Moore *continued*

Pittsburgh on Oct. 22...Added his first career NFL sack of Bengals QB Akili Smith for a 4-yard loss vs. Cincinnati on Oct. 29...Led or tied for the club lead with tackles on four occasions: 14 tackles at Pittsburgh on Oct. 22; 8 tackles vs. New England on Nov. 12; 11 tackles at Jacksonville on Dec. 3; and tied for the lead with 11 tackles vs. Tennessee on Dec. 17...Recorded his first interception of the season late in the second quarter by intercepting a pass by Ravens QB Trent Dilfer at Baltimore on Nov. 26...Game 1 vs. Jacksonville (9/3): Played linebacker in the second half, replacing starting LB Wali Rainer (cramping)...Also played special teams with 1 tackle...Game 2 at Cincinnati (9/10): Played special teams with 2 tackles...Game 3 vs. Pittsburgh (9/17): Played special teams...Game 4 at Oakland (9/24): Played linebacker and replaced strong-side linebacker Abdullah who left the game in the third quarter (groin) and recorded 2 solo tackles...Also played special teams with 3 tackles, 2 solos...Game 5 vs. Baltimore (10/1): Started at weakside linebacker, replacing starter Rahim Abdullah (groin strain)...Recorded 2 solo tackles...Also played special teams...Game 6 at Arizona (10/8): Played special teams...Game 7 at Denver (10/15): Started at weakside linebacker, replacing starter Rahim Abdullah (groin)...Recorded 9 tackles, including 3 solos...Also played special teams with 2 tackles...Game 8 at Pittsburgh (10/22): Played linebacker and replaced starting strongside linebacker Lenoy Jones (hamstring) late in the first quarter...Led the team and recorded a career-high 14 tackles, including 10 solo tackles...Game 9 vs. Cincinnati (10/29): Started at weakside linebacker as regular starter Jamir Miller moved to the strongside, replacing injured starter Rahim Abdullah (groin)...Ranked second on the club with 10 tackles, including 8 solos, with 1 QB pressure and 1 pass defended...Recorded his first career NFL sack of Bengals QB Akili Smith for a 4-yard loss...Also played special teams with 2 tackles...Game 10 vs. N.Y. Giants (11/5): Started at weakside linebacker as Jamir Miller moved over to strongside linebacker and was second on the club with 9 tackles, including 6 solos...Also played special teams...Game 11 vs. New England (11/12): Started at weakside linebacker and led the club with 8 tackles, including 6 solos...Also appeared on special teams with 2 solo tackles...Game 12 at Tennessee (11/19): Started at weakside linebacker and ranked second on the club with 10 tackles, including 7 solos as the defense forced the Titans to turn the ball over a season-high 7 times (4 interceptions and 3 fumbles)...Also appeared on special teams with 1 tackle...Game 13 at Baltimore (11/26): Started at weakside linebacker with 8 tackles, including 7 solos and 1 interception...Recorded his first interception of the season late in the second quarter by intercepting a pass by Ravens QB Trent Dilfer intended for TE Shannon Sharpe at the Browns 25-yard line and returned it 3 yards to the 28-yard line...Also played on special teams...Game 14 at Jacksonville (12/3): Started at weakside linebacker and led the team with 11 tackles, including 7 solos and 1 quarterback pressure on Jaguars QB Mark Brunell...Also played special teams with 3 tackles...Game 15 vs. Philadelphia (12/10): Played weakside linebacker with 4 tackles, including 3 solos and 1 quarterback pressure...Did not get the starting assignment as the Browns opened with a five-man defensive front...Also played special teams...Game 16 vs. Tennessee (12/17): Started at weakside linebacker and tied for the team lead with 11 tackles, including 6 solos...Also played special teams.

1999: Played in 15 games, including two starts at outside linebacker, replacing an injured Tedy Bruschi...Missed one game due to an injury...Finished second on the team with 12 special teams tackles...Finished the year with 9 defensive tackles...Named special teams co-captain at New York Jets on Sept. 12...Started his first game of the season when he replaced Tedy Bruschi at outside linebacker vs. Miami on Oct. 17...It was his ninth career start, the first at outside linebacker...Finished with 7 defensive tackles (5 solos) and 1 special teams tackle...Started his second consecutive game at outside linebacker, but left the game with a sprained left knee vs. Denver on Oct. 24...Played extensively on special teams for each of the last eight games of the season...Named special teams co-captain for the game and forced his first fumble of the season, fourth of his career, at Philadelphia on Dec. 19.

1998: Missed the first two games of the season due to a pre-season injury to his ribs, but returned to play in each of the next 15 games, including the playoffs...He started two regular-season games and the Patriots only playoff game...Finished the season with 16 tackles (8 solos) and recovered 1 fumble...Ranked fourth on the team with 19 special teams tackles...Was used exclusively on special teams until he was called upon to replace Ted Johnson, who suffered a first quarter injury at Pittsburgh on Dec. 6...Started the following week at middle linebacker and provided a pair of tackles and recovered a Steve Bono fumble at St. Louis on Dec. 13...It was his first start since replacing Ted Johnson on Oct. 8, 1995 vs. Denver...Started his second game of the season in the season finale at New York Jets on Dec. 27 and finished second on the team with a career-high 11

tackles (6 solos)...Started playoff game at Jacksonville on Jan. 3, 1999 at middle linebacker and totaled 4 solo stops and a pass defended.

1997: Played in every game for the Patriots as a special teams standout...Finished second on the team in special teams tackles with 16...Saw limited time as a defensive substitute and finished the year with 8 tackles and 2 interceptions...Recorded 3 tackles in the season opener vs. San Diego on Aug. 31...Intercepted a Rick Mirer pass vs. Chicago on Sept. 21 and made 2 tackles and 2 special teams tackles...It was his first career interception...Two weeks later vs. Buffalo on Oct. 12, he recorded 3 tackles, 2 special team tackles and intercepted his second pass on the season...Provided 3 special teams tackles in two post-season games to rank second on the team.

1996: Participated on special teams in every game and led the team with 23 special teams tackles...His 23 tackles in 1996 equaled his two-year total entering the season...Made at least 1 special teams tackle in 14 of 16 regular-season games and two of three playoff games...Registered multiple special teams tackles in seven regular season game with a season-high of 4 tackles vs. Washington on Oct. 13...Made 3 special teams tackles in the AFC Championship Game vs. Jacksonville on Jan. 12, 1997...Forced a Chris Hudson fumble in that game, which was recovered by Mike Bartrum to set up a 29-yard field goal by Adam Vinatieri...Recorded defensive tackles at Baltimore on Oct. 6 and vs. the Jets on Dec. 8.

1995: Played in every game, extending his career streak to 32 consecutive games...He started two games after replacing Ted Johnson in the starting lineup due to a knee injury...Finished the season with 16 total tackles (15 solos)...Finished second on the team with 13 special teams tackles (9 solos)...Totaled 5 tackles in each of his two starts with 5 solo stops at San Francisco on Sept. 17 and 4 tackles and 1 assist two weeks later vs. Denver on Oct. 8...Had 13 of his 16 tackles during the games he played in while Johnson rehabilitated his knee...Saw very little action at inside linebacker upon Johnson's return to the starting lineup, but made consistent contributions on special teams.

1994: Played in every game as a rookie...Started four regular season games and the Patriots' playoff game at Cleveland at right inside linebacker...Finished the season with 25 total tackles (16 solos), batted away 2 passes and forced 2 fumbles...Finished fourth on the team with 10 special teams tackles (4 solos)...Started the first three games of the season replacing Todd Collins, who sustained a knee injury in the final pre-season game...In the season opener on Sept. 4, he forced a Terry Kirby fumble on Miami's first offensive series, which was recovered by Myron Guyton at the New England 38-yard line and resulted in a Patriots' touchdown...Finished his rookie debut with game highs in three categories: tackles (6), passes defended (2, tied) and forced fumbles (1)...Recorded a season-high 9 tackles (4 solos) the following week vs. Buffalo on Sept. 11 and recorded his second forced fumble in as many games...Recorded 1 tackle and 1 special teams tackle in his third start on Sept. 18 at Cincinnati...Played in a reserve role when Collins returned for the fourth game of the season...Was second on the team with 16 tackles after three games...Played mostly on special teams through Week 11, when Collins suffered a season-ending injury...Split time with David Bavaro at right inside linebacker for the final seven weeks of the season...Started in the season finale at Chicago and recorded 2 tackles...Posted 5 tackles in playoff game at Cleveland.

College: Completed his collegiate career (1989-93) with 462 tackles, 2 forced fumbles, 3 fumble recoveries, 5 interceptions with 1 touchdown and 3 quarterback sacks...His 462 tackles ranked fourth on Kentucky's all-time list...Led Kentucky in tackles his last three seasons...Led the Southeastern Conference in tackles his sophomore and junior seasons...Started the final 34 games of his collegiate career...Selected first-team All-SEC as a senior (1993)...Recorded 116 tackles (81 solos), intercepted 3 passes (55 yards) and forced 2 fumbles...Selected Second-Team All-SEC by AP as a junior (1992)...Led the conference with 148 tackles, an average of 13.4 stops per game...Amassed a season-high 19 tackles at Cincinnati...Selected First-Team Sophomore All-America by *Football News*...Led the SEC and set a Kentucky school record with 183 tackles, an average of 16.6 tackles per game...Ranked third nationally in total tackles with double-digit performances in every game...Registered 19 tackles in his first collegiate start, the 1991 season opener vs. Miami (Ohio)...Redshirted as a freshman.

Personal: Full name is Martin Neff Moore...Born in Phoenix, Ariz...Supports several charitable organizations including visits to the Cleveland Clinic Children's Ward, the Giant Eagle Training Table to teach children the importance of nutrition and physical fitness and the Adopt-A-Family program during the Christmas season where

Marty Moore *continued*

Marty and his wife provided a Christmas tree, present and dinner for a Cleveland family...He was a two-time all-district and all-region selection and earned all-state honors as a senior at Highlands High in Fort Thomas, Ky... Earned three letters in football, playing middle linebacker and fullback...Rushed for 986 yards and 10 touchdowns as a senior, including a 268-yard effort with 3 scores in his prep finale vs. Bell County (Ky.) High...Led the Bluebirds to a 28-7 record during his three-year career...Also lettered in basketball...Majored in vocational education at Kentucky and had two 4.0 GPA semesters and graduated with a 3.3 cumulative GPA...Married to the former Wendy Ganote with one daughter, Madison (2).

MOORE'S SINGLE-GAME CAREER HIGHS**TACKLES:** 14 at Pittsburgh (10/22/00)**SACKS:** 1 vs. Cincinnati (10/29/00)**INTERCEPTIONS:** 1, 3 times: vs. Buffalo (10/12/97); vs. Chicago (9/21/97);
at Baltimore (11/26/00)**INTERCEPTION RETURN YARDS:** 7 vs. Buffalo (10/12/97)**PASSES BROKEN UP:** 2 at Miami (9/4/94)**SPECIAL TEAMS TACKLES:** 4 vs. Washington (10/13/96)**MOORE'S DEFENSIVE STATISTICS**

Year	TACKLES			Sacks No/Yds	Int's No/Yds	Passes Def.	Fumbles Rec./For.	Special Teams Tackles
	Total	Solo	Asst.					
1994 (N.E.)	25	16	9	0/0	0/0	2	0/2	10
1995 (N.E.)	15	14	1	0/0	0/0	0	0/0	13
1996 (N.E.)	2	2	0	0/0	0/0	0	0/1	23
1997 (N.E.)	8	6	2	0/0	2/7	2	0/0	16
1998 (N.E.)	16	8	8	0/0	0/00	0	1/0	19
1999 (N.E.)	9	6	3	0/0	0/0	0	0/1	12
2000 (Cle.)	98	67	31	1/4	1/3	1	0/0	17
Career	173	119	54	1/4	3/10	5	1/4	110

HEIGHT

5-11

YEAR W/BROWNS

2nd

WEIGHT

175

YEAR IN NFL

2nd

BIRTHDATE


Dec. 22, 1977

COLLEGE

Arizona

HOW ACQUIRED

D (2a) - '00

**DENNIS
NORTHCUTT****86****Wide Receiver****Games Played/Started:** 2000 (15/8).**Career Games:** 15 games, 8 starts.**Career Transactions:** Selected by the Cleveland Browns in the second round, 32nd overall, in the 2000 NFL Draft.**Career Highlights:** Ranked 4th among NFL rookie receivers with 39-422 receiving in 2000.**Seasonal Reviews**

2000: In his rookie season, ranked fourth among NFL rookie receivers with 39 receptions for 422 yards and appeared in 15 games, including eight starting assignments...Also handled punt return duties for the club with 27 returns for 289 yards (10.7 avg.)...Had one of the best games of rookie campaign with 5 receptions for a

career-high 80 yards at Denver on Oct. 15, including a career-high 37-yard reception from QB Tim Couch...Lined up under center vs. Philadelphia on Dec. 10 and had 7 rushing attempts for 37 yards and also recorded 5 receptions for 44 yards vs. the Eagles...Recorded 4 punt returns on two occasions: at Oakland on Sept. 24 and vs. New England on Nov. 12...Recorded a career-high 47 punt return yards vs. Cincinnati on Oct. 29 and vs. New England on Nov. 12, including a career-long 30-yard return vs. the Patriots...Game 1 vs. Jacksonville (9/3): Made his NFL debut at wide receiver and also on special teams...Recorded 1 reception for 0 yards...Also was the punt return specialist with 1 fair catch...Game 2 at Cincinnati (9/10): Played wide receiver with 1 reception for 12 yards and also had 1 rush for -1 yard...Played special teams with 2 punt returns for 5 yards (2.5 avg.) and a long of 8 yards...Also had 1 special teams tackle...Game 3 vs. Pittsburgh (9/17): Played wide receiver with 2 receptions for 27 yards (13.5 avg.), including a long of 19 yards...Both receptions were key third down receptions for first downs...Also played special teams with 1 punt return for 5 yards...Game 4 at Oakland (9/24): Played wide receiver with 1 reception for 8 yards...Also played special teams with 4 punt returns for 40 yards (10.0 avg.), including a long of 18 yards...Game 5 vs. Baltimore (10/1): Made his first NFL start at wide receiver as the Browns opened in a three-wide receiver set...Recorded 4 receptions for 43 yards (10.8 avg.), including a long of 14 yards...All 4 of his receptions were for first downs, including 2 third down receptions of 11 yards and 14 yards, and 1 fourth-down reception for 8 yards...Also added 2 punt returns for 16 yards (8.0 avg.), including a long of 12 yards...Game 6 at Arizona (10/8): Played wide receiver and led the club with 3 receptions for 67 yards (22.3 avg.)...All 3 receptions (19, 15 and 33 yards) were for first downs, including 2 on third-down situations...Also played special teams with 3 punt returns for 27 yards (9.0 avg.), including a long of 18 yards...Game 7 at Denver (10/15): Started at wide receiver as the Browns opened in a three-wide receiver set...Recorded a career-high 5 receptions for 80 yards and a long reception of 37 yards...3 of his 5 receptions were for first downs...His 37-yard reception early in the third quarter to the Broncos 3-yard line led to a Browns TD...Also recorded 1 punt return for 22 yards, a career-high...Game 8 at Pittsburgh (10/22): Started at wide receiver, replacing starter David Patten (toe)...Recorded 2 receptions for 22 yards (11.1 avg.)...Had 1 rush for a 3-yard loss...Both receptions were for first downs...Also played special teams with 1 punt return for 7 yards and 2 fair catches...Game 9 vs. Cincinnati (10/29): Started at wide receiver in place of regular starter David Patten (toe)...Recorded 4 receptions for 23 yards (5.7 avg.)...Also had 3 punt returns for 47 yards (15.7 avg.)...Game 10 vs. N.Y. Giants (11/5): Started at wide receiver and recorded 3 receptions for 34 yards...2 of his 3 receptions were for first downs...Also played special teams with 1 punt return for 12 yards and 2 fair catches...Game 11 vs. New England (11/12): Started at wide receiver and was tied for the team lead with 4 receptions for 32 yards (8.0 avg.)...3 of his 4 receptions were for first downs...Also played special teams and tied a career high with 4 punt returns for 47 yards (11.8 avg.), including a career-long 30 yards...Game 12 at Tennessee (11/19): Started at wide receiver with 3 receptions for 30 yards (10.0 avg.)...2 of his 3 receptions were for first downs...Also played special teams...Game 13 at Baltimore (11/26): Started at wide receiver and also played on special teams with 2 punt returns for 30 yards (15.0 avg.) and 1 fumble on special teams late in the first quarter...Game 14 at Jacksonville (12/3): Played wide receiver with 1 reception for 0 yards...Also played special teams with 2 punt returns for 18 yards, including a long of 11 yards...Game 15 vs. Philadelphia (12/10): Played wide receiver with 5 receptions for 44 yards (8.8 avg.), including a long of 15 yards...Lined up at quarterback in the shotgun formation for 6 running plays, marking the first time lining up in the backfield since high school...Totaled 7 rushes (6 from shotgun set and 1 sweep) for 37 yards (5.3 avg.) and 1 rushing first down...His 5 receptions matched a career-high and 4 of his 6 receptions were for first downs...Also played special teams with 1 punt return for 13 yards...Game 16 vs. Tennessee (12/17): Inactive (ankle).

College: Holds 12 school records and ranks second on the Pac 10 Conference career-record lists with 223 receptions for 3,252 yards...His 5,392 all-purpose yards set a school all-time record...His string of 43 straight games with at least 1 catch broke the Pac-10 record of 37 by John Jackson of Southern California (1986-89)...Began his Wildcat career as a cornerback...In 1999, All-America First-Team selection as an all-purpose back by SportsPage.com, the Associated Press and Football Writers Association, earning First-Team honors as a receiver from the American Football Coaches Association and Second-Team accolades from *The Sporting News*...All-Pac 10 Conference First-Team pick...Finalist for the Mosi Tatupu Award, given to the top special teams player in the nation...Led the team as he set school season-records with 88 receptions for 1,422 yards (16.8 avg.) and 8 touchdowns, shattering the previous marks of 76 catches by Jim Greth (1966) and 1,134 yards by Keith Hartwig (1954)...Second on the team with 14 carries for 200 yards (14.3 avg) and a score...Led the conference and ranked second in the nation with 23 punt returns for 436 yards (19.0 avg) and 2

PLAYERS

Veterans

Dennis Northcutt *continued*

NORTHCUTT'S 2000 GAME-BY-GAME SPECIAL TEAMS STATISTICS

Year	No.	PUNT RETURNS					KICKOFF RETURN				
		Yards	Avg.	Long	TD	No.	Yards	Avg.	Long	FC	
9/3 vs. Jac.	0	0	0	0	0	0	0	0.0	0	0	
9/10 @ Cin.	2	5	2.5	8	0	0	0	0.0	0	0	
9/17 vs. Pit.	1	5	5.0	5	0	0	0	0.0	0	0	
9/24 @ Oak.	4	40	10.0	18	0	0	0	0.0	0	0	
10/1 vs. Bal.	2	16	8.0	12	0	0	0	0.0	0	0	
10/8 @ Ari.	3	27	9.0	18	0	0	0	0.0	0	0	
10/15 @ Den.	1	22	22.0	22	0	0	0	0.0	0	0	
10/22 @ Pit.	1	7	7.0	7	0	0	0	0.0	0	0	
10/29 Cin.	3	47	15.7	17	0	0	0	0.0	0	0	
11/5 N.Y.G.	1	12	12.0	12	0	0	0	0.0	0	0	
11/12 N.E.	4	47	11.8	30	0	0	0	0.0	0	0	
11/19 @ Ten.	0	0	0.0	0	0	0	0	0.0	0	0	
11/26 @ Bal.	2	30	15.0	15	0	0	0	0.0	0	0	
12/3 @ Jac.	2	18	9.0	11	0	0	0	0.0	0	0	
12/10 Phi.	1	13	13.0	13	0	0	0	0.0	0	0	
12/17 Ten.					Inactive - Ankle						
TOTALS	27	289	10.7	30	0	0	0	0.0	0	0	

NORTHCUTT'S CAREER OFFENSIVE STATISTICS

Year	No.	RECEIVING					RUSHING				
		Yards	Avg.	Long	TD	No.	Yards	Avg.	Long	TD	
2000 (Cle.)	39	422	10.8	37	0	9	33	3.7	13	0	
Career	39	422	10.8	37	0	9	33	3.7	13	0	

NORTHCUTT'S CAREER SPECIAL TEAMS STATISTICS

Year	Ret.	FC	PUNT RETURNS				KICKOFF RETURNS				Special Teams		
			Yards	Avg.	Long	TD	Ret.	FC	Yards	Avg.	Long	TD	Tackles
2000 (Cle.)	27	12	289	10.7	30	0	0	0	0	0	0	0	1
Career	27	12	289	10.7	30	0	0	0	0	0	0	0	1

Additional Stats: Special Teams: 1 tackle at Cincinnati 9/10/00.

HEIGHT

6-4

YEAR W/BROWNS

2nd

WEIGHT

305

YEAR IN NFL

6th

BIRTHDATE

Oct. 9, 1972

COLLEGE

Louisville

HOW ACQUIRED

UFA (N.Y.G.) - '00


**ROMAN
OBEN**
72
Offensive Tackle

Games Played/Started: 1996 (2/0); 1997 (16/16, 1/1); 1998 (16/16); 1999 (16/16); 2000 (16/16).

Career Totals: 66 games, 64 starts.

Postseason Totals: 1 game, 1 start.

Career Transactions: Originally selected by the New York Giants in the third round, 66th overall, in the 1996 NFL Draft...Signed by Cleveland as an unrestricted free agent on March 9, 2000.

Career Highlights: Made his first NFL start on Aug. 31, 1997 against the Philadelphia Eagles...Currently has a string of 64 consecutive starts.

Seasonal Reviews

2000: In his first season with the Browns, started all 16 regular-season games at left tackle, the only offensive lineman to start and play every snap at the same position the entire season...By starting all 16 games, now has a string of 64 consecutive regular-season starts dating back to 1997...Game 1 vs. Jacksonville (9/3): Started at left tackle and helped the Browns offense rush for 96 yards on 16 attempts (6.0 avg.) as the offensive line allowed only 1 sack of Browns QB Tim Couch...Game 2 at Cincinnati (9/10): Started at left tackle as the offensive line allowed only 1 sack of Browns QB Tim Couch and helped the offense rush for 105 yards on 33 carries (3.2 avg.)...Threw a key block on RB Travis Prentice 16-yard TD run in the first quarter to give the Browns the early 7-0 lead...Game 3 vs. Pittsburgh (9/17): Started at left tackle as the offensive line did not allow a sack and helped give QB Tim Couch enough time to throw for a career-high 316 yards and offense to rush for 61 yards on 23 carries...Game 4 at Oakland (9/24): Started at left tackle...Game 5 vs. Baltimore (10/1): Started at left tackle as the offensive line did not allow a sack...Game 6 at Arizona (10/8): Started at left tackle as the offensive line helped the offense rush for 104 yards on 31 carries (3.4 avg.) and allowed only 1 sack of QB Tim Couch...Game 7 at Denver (10/15): Started at left tackle...Game 8 at Pittsburgh (10/22): Started at left tackle...Game 9 vs. Cincinnati (10/29): Started at left tackle...Game 10 vs. N.Y. Giants (11/5): Started at left tackle...Game 11 vs. New England (11/12): Started at left tackle as the offensive line allowed only 1 sack of starting QB Doug Pederson and helped the offense rush for 139 net yards rushing...Game 12 at Tennessee (11/19): Started at left tackle...Game 13 at Baltimore (11/26): Started at left tackle...Game 14 at Jacksonville (12/3): Started at left tackle...Game 15 vs. Philadelphia (12/10): Started at left tackle as the offensive line helped the offense record season-highs in total yards (418), net passing yards (317) and first downs (25)...Game 16 vs. Tennessee (12/17): Started at left tackle.

1999: Made 48th consecutive start at left tackle at Dallas on Jan. 2, 2000...Offensive line had their best game of the season vs. New York Jets on Dec. 5, allowing just 1 sack and committing no penalties...Provided enough pass protection and run blocking to enable the offense for the first time in club history to have a quarterback throw for over 300 yards (Kerry Collins, 341), two receivers catch passes for over 100 yards (Amani Toomer, 181 and Ike Hilliard, 121) and a running back gain over 100 yards (Joe Montgomery, 111)...Awarded offensive game ball by coaching staff for performance vs. Tampa Bay on Sept. 12...Recovered 2 fumbles.

1998: Started all 16 games at left tackle for the second straight season...Helped RB Gary Brown finish seventh in the NFC with 1,063 rushing yards...Part of an offensive line that did not allow any sacks at San Diego on Sept. 27...Blocking against the Chargers helped the Giants crack the 100-yard rushing mark (105) for the first time all year...Helped the Giants chalk up 390 yards in total offense, including a 108-yard rushing per-

PLAYERS

Veterans

Roman Oben *continued*

formance by Brown vs. Arizona on Oct. 18...Limited Cardinals DE Simeon Rice to just one assisted tackle...Blocking helped the Giants produce 200 yards on the ground, including a 124-yard effort by Brown at Arizona on Dec. 6...Play of the line vs. Denver on Dec. 13 allowed QB Kent Graham time to complete 21-of-33 passes for 265 yards and 2 touchdowns in a victory over the Broncos...Blocking helped the Giants amass a season-high 209 yards on the ground at Philadelphia on Dec. 27.

1997: Earned the starting left tackle position in training camp and started all 16 regular-season games and the postseason game vs. Minnesota on Dec. 27...Held his own against Eagles DE Mike Mamula in his first professional start in the season-opener vs. Philadelphia on Aug. 31...Did not allow any sacks to Mamula, who had 5 sacks against the Giants in 1996...Blocking vs. New Orleans on Sept. 28, helped RB Tyrone Wheatley gain 41 yards on the Giants final drive that killed the last 3:38 to seal the victory after the Giants were pinned at their own 3-yard line...Offensive line allowed the Giants to generate 426 yards in total offense at Arizona on Oct. 12, including 239 yards on the ground...Wheatley gained 103 yards on 22 carries, ending a Giants streak of 23 straight games without a 100-yard rushing performance...Was matched up against DE Simeon Rice, who was held without a sack...The entire offensive line was awarded a game ball by the coaching staff for its performance against the Cardinals...Helped the Giants ground game produce 201 yards, including a 114-yard rushing performance by FB Charles Way, vs. Arizona on Nov. 16...In the post-season meeting with the Vikings, held DT John Randle, the 1997 NFL sack leader with 15.5, to 1 tackle and no sacks.

1996: Saw action in two games...Made his first regular-season appearance at Philadelphia on Dec. 1 when he came in at right tackle in place of starter Scott Gragg in the fourth quarter after Gragg left with a sprained ankle...Only other appearance was at Miami on Dec. 8...Only action in that game was on the extra point and field goal units...Was inactive for eight games and dressed but did not play in six games.

College: Served as offensive captain, manning the weakside offensive tackle position during senior season in 1995...Registered 89 knockdowns in 19 games during collegiate career...First-Team All-National Independent team pick, earning 22 of a possible 24 votes as a junior in 1994...Started the first seven games at left tackle, grading 83% for blocking consistency as he posted 38 knockdowns as a sophomore in 1993...Suffered a broken leg vs. Southern Mississippi...Underwent surgery and missed the rest of the season...Played in a reserve role the first half of the season in 1992...Redshirted as a freshman in 1991...Originally recruited as a defensive tackle...Lettered on the Cardinals' track team as a freshman...Won the shot put title at the Metro Conference Championships and also won the shot put event at the Mason-Dixon Games with a toss of 53'0" in February, 1992...Earned his undergraduate degree in economics...Four-time Athletic Director's Honor Roll Member...Vice president of the Alpha Phi Alpha fraternity...1994 recipient of the Louisville's Community Service Award.

Personal: Completed his master's degree in Public Administration at Fairleigh Dickenson University in the May 2001...Interned in 2000 with Democratic Congressman Bill Pascrell (D-8-NJ) of New Jersey and spring of 2001 with Cleveland area Congressman Dennis Kucinich (D-10-OH) as a congressional staff assistant...Born in Cameroon, West Africa...Son of Marie Oben of Washington, D.C...Two-way tackle at Gonzaga (Washington, D.C.) High and was also a classmate of current Browns TE Rickey Dudley and Tennessee RB Eddie George at Fork Union Military Academy...Recorded 58 tackles with 10 quarterback sacks as a senior...Lettered in track, performing in the shot put (60'02")...One of the nation's premier discus throwers (180'02")...Supports organizations such as Illiteracy Programs, Hunger Relief Efforts, United Way and Special Olympics...Featured on the Browns Rush for Reading bookmark and in the Campbell's Soup Tackling Hunger campaign...Recently engaged to Linda Claude of New York, N.Y.

HEIGHT

6-3

YEAR W/BROWNS

2nd

WEIGHT

211

YEAR IN NFL

1st

BIRTHDATE

Feb. 2, 1976

COLLEGE

Maine

HOW ACQUIRED

FA - '00


**DREW
O'CONNOR**
12
Wide Receiver

Games Played/ Started: 1999 (0/0); 2000 (0/0).

Career Totals: 0 games, 0 starts.

Career Transactions: Originally signed by Tampa Bay as an undrafted rookie free agent on April 19, 1999... Waived by Tampa Bay on Sept. 5, 1999...Signed by Tampa Bay to practice squad on Sept. 22, 1999... Waived by Tampa Bay on Oct. 5, 1999...Signed by Tampa Bay to practice squad Oct. 12, 1999... Signed by Tampa Bay as a free agent on Jan. 25, 2000...Waived by Tampa Bay on Aug. 27, 2000...Signed to Browns practice squad Nov. 7, 2000...In 2001, allocated by Cleveland to Amsterdam as part of NFL Europe.

Seasonal Reviews

2000: Began the season with the Tampa Bay Buccaneers in training camp and was waived by Tampa Bay on Aug. 27, 2000...Signed by Cleveland to practice squad on Nov. 7, 2000...Spent the final seven weeks of the regular season on the club's practice squad.

1999: Spent the majority of the season on Tampa Bay Buccaneers practice squad...Originally signed by Tampa Bay as an undrafted rookie free agent on Apr. 19, 1999... Waived by Tampa Bay on Sept. 5, 1999...Signed by Tampa Bay to practice squad on Sept. 22, 1999...Waived by Tampa Bay on Oct. 5, 1999...Signed by Tampa Bay to practice squad Oct. 12, 1999.

College: Four-year letterman at Maine, where he holds school records for career (30) and single-season (160) touchdown receptions...Also ranks third in career receptions (177) and receiving yards (2,362)...Caught career-best 72 passes for career-high 1,027 yards and 16 scores as a senior...Caught 61 passes for 797 yards and 7 TDs as a junior...Granted medical redshirt in 1996 after suffering a broken clavicle in second game at Fordham...Posted 27 receptions for 337 yards and 6 TDs as a sophomore...Hauled in 14 catches for 161 yards and 1 score as a freshman...Majored in sociology.

Personal: Earned all-state honors in football and basketball at Stearns High School in Millinocket, Maine...Led football squad to two state titles...Brother, Lateef, plays linebacker at Maine...Born February 2, 1976, in New Brunswick, N.J.

PLAYERS

Veterans

SHAUN O'HARA 60

**HEIGHT**

6-3

WEIGHT

287

BIRTHDATE

June 23, 1977

HOW ACQUIRED

FA - '00

YEAR W/BROWNS

2nd

YEAR IN NFL

2nd

COLLEGE

Rutgers

Offensive Lineman

Games Played/Started: 2000 (8/4).

Career Totals: 8 games, 4 starts.

Career Transactions: Signed by Cleveland as an undrafted rookie free agent April 17, 2000.

Career Highlights: Made his NFL debut by playing on special teams vs. Cincinnati on Oct. 29, 2000...Started his first NFL game, starting at center at Baltimore on Nov. 26, 2000.

Seasonal Reviews

2000: Undrafted rookie free agent earned a roster spot during training camp and appeared in eight games, including four starting assignments at center...Was inactive or did not play in the first eight games of the season...Made his NFL debut vs. Cincinnati on Oct. 29 by playing on special teams...Played special teams the next four weeks...Thrust into the starting lineup at Tennessee on Nov. 19 as starting center Dave Wohlabaugh (ankle) left the game in the first quarter and did not return...Started the final four games of the regular season...Game 1 vs. Jacksonville (9/3): Inactive...Game 2 at Cincinnati (9/10): Inactive...Game 3 vs. Pittsburgh (9/17): Did not play...Game 4 at Oakland (9/24): Did not play...Game 5 vs. Baltimore (10/1): Did not play...Game 6 at Arizona (10/8): Did not play...Game 7 at Denver (10/15): Did not play...Game 8 at Pittsburgh (10/22): Did not play...Game 9 vs. Cincinnati (10/29): Made his NFL debut by playing on special teams...Game 10 vs. N.Y. Giants (11/5): Appeared on special teams...Game 11 vs. New England (11/12): Appeared on special teams...Game 12 at Tennessee (11/19): Replaced starting C Dave Wohlabaugh (ankle) in the first quarter at center and received his first snaps on the offensive line...Wohlabaugh returned briefly in the second quarter only to leave for the remainder of the game as O'Hara finished the game at center...Also played special teams...Game 13 at Baltimore (11/26): Made his first NFL start at center...Game 14 at Jacksonville (12/3): Started at center for the injured Dave Wohlabaugh (ankle)...Game 15 vs. Philadelphia (12/10): Started at center for the injured Dave Wohlabaugh...Offensive line helped the offense record season-highs in total yards (418), net passing yards (317) and first downs (25)...Game 16 vs. Tennessee (12/17): Stared at center for the injured Dave Wohlabaugh.

College: Was selected to the All-Big East First-Team for the second consecutive season...In 1998, earned Second-Team All-Big East accolades...Was an explosive and versatile performer who consistently graded out as the top offensive lineman for the season...An extremely durable performer who also served as the Scarlet Knights' long snapper on all field goal, PAT and punt attempts...Originally earned a spot on the Scarlet Knights' roster as a walk-on in the 1995 season and built himself into an outstanding offensive lineman through hard work and effort, starting the last 31 games of his career.

Personal: Donates his time to various community programs including the United Way's Hometown Huddle program and serving dinner and providing turkeys to needy families for the holiday.

HEIGHT	YEAR W/BROWNS
6-0	1st
WEIGHT	YEAR IN NFL
220	3rd
BIRTHDATE	COLLEGE
July 28, 1976	Virginia
HOW ACQUIRED	
FA - '01	


**ANTHONY
POINDEXTER**
36
Safety

Games Played/Started: 1999 (0/0); 2000 (12/0, 2/0).

Career Games: 12 games, 0 starts.

Postseason Games: 2 games, 0 starts.

Career Transactions: Selected by the Baltimore Ravens in the seventh round, 216th overall, in the 1999 NFL Draft...Placed on reserve/non-football injury list on Aug. 31, 1999...Activated on Nov. 9, 1999...Placed on injured reserve on Dec. 7, 1999...Waived by Baltimore on June 10, 2001...Signed by Cleveland as a free agent on June 18, 2001.

Career Highlights: Member of the Baltimore Ravens Super Bowl XXXV Championship Team and saw action in two post-season games...Made his NFL debut by playing special teams at Miami on Sept. 17, 2000.

Seasonal Reviews

2000: In his second season with Baltimore, received his first game action by playing in 12 regular-season games with 11 tackles on special teams...Also played in two post-season games on special teams...Listed as inactive for SuperBowl XXXV vs. New York Giants...Played but did not record any tackles in the Ravens' 16-3 AFC Championship victory at Oakland on Jan. 14, 2001...Recorded 1 solo tackle on special teams in the Ravens' AFC Divisional Playoff game at Tennessee on Jan. 7, 2001...Listed as inactive vs. Denver on Dec. 31...Was inactive for four regular season games (vs. San Diego on Dec. 10, vs. Cleveland on Nov. 26 and vs. Dallas on Nov. 19)...Played in two plays from scrimmage and on special teams at Tennessee on Nov. 12...Played on special teams in 27-7 win at Cincinnati on Nov. 5 and had 1 assist on both kickoff and punt coverage teams...Had a punt coverage stop vs. Tennessee on Oct. 22 and 1 tackle special teams tackle at Washington on Oct. 15...Recorded 2 stops on special teams in the Ravens' 15-10 win at Jacksonville on Oct. 8...Recorded a punt coverage tackle at Cleveland on Oct. 1...Forced a Tremain Mack fumble on kickoff coverage in the second quarter of the Ravens' 37-0 win over Cincinnati on Sept. 24...Saw his first playing time in the regular season at Miami on Sept. 17 on special teams...Was on the inactive list for each of the first two games of the regular season...Recipient of the Ravens' 2000 Ed Block Courage Award, as selected by his teammates.

1999: Started the season on the non-football injury list and was activated to the 53-man roster on Nov. 9, 2000...Was placed on the injured reserve list on Dec. 7, 1999...Was inactive for four games...Responded and completed a grueling rehabilitation of his left knee and practiced with the Ravens for two months before being placed on injured reserve.

College: Finished Cavalier career with 342 tackles, 167 solo, 14 tackles-for-loss, 12 interceptions, 7 forced fumbles, 7 fumble recoveries, 3 blocked kicks and 11 passes defended...Earned First-Team All-America honors as a senior (1998) by the *Associated Press*, *Football Writers Association*, *The Sporting News* and *College Football News*...Was a Second-Team selection by *Football News*...Injured his knee in game seven vs. N.C. State, ending his season, as he suffered tears in three of his four left knee ligaments plus other damage...Earned All-ACC First-Team honors and ACC Defensive Player of the Year...Also named co-winner of the Brian Piccolo Award, given to the most courageous ACC player...Won Virginia's Ned McDonald Award, given to the team's outstanding defensive player...Started the first seven games at free safety and recorded 73 tackles, 36 solo, with 2 sacks, 5 tackles-for-loss, 3 interceptions, 4 passes defended, 2 forced fumbles and 2 fumble recoveries...Had a season-high 19 tackles vs. Maryland, including 1.5 sacks and a forced fumble.

PLAYERS

Veterans

Anthony Poindexter *continued*

ble...Earned First-Team All-America honors from *The Sporting News* as a junior (1997)...Started 10 games and recorded 78 tackles, 2 forced fumbles, 2 fumble recoveries, 4 interceptions and 3 passes defended...Blocked a punt vs. North Carolina that was recovered by Dwayne Stukes and returned 38 yards for a touchdown...Also posted a 17-yard interception return...Recovered 2 fumbles and recorded 12 tackles vs. Georgia Tech...Named Second-Team All-America by *The Sporting News* as a sophomore (1996), and also earned All-ACC honors...Finished third on the team with 98 tackles, including 3 for loss...Recovered 2 fumbles and snared 4 interceptions for 58 yards...Also blocked 2 kicks...Intercepted three passes in the first half vs. North Carolina State, blocked a punt and made 10 tackles...Returned a fumble 37 yards for a touchdown vs. Duke...Against Miami in the Carquest Bowl, he made 11 tackles, recovered a fumble and blocked a punt that game Virginia the ball on Miami's 1-yard line...Earned All-ACC honorable mention as a freshman in 1995...Won the Bill Dudley Award, given to Virginia's freshman MVP...Recorded 93 tackles, a 10-yard QB sack and 6 stops for losses...Also caused 3 fumbles and recovered another...Redshirted in 1994.


Personal: Played free safety and quarterback at Jefferson Forest (Forest, Va.) High School...Selected to Super Prep's All-America Team and won the Mid-Atlantic Defensive Player of the Year honors...Earned All-State, All-Region, All-Area and All-District honors...Recorded 168 tackles as a senior and rushed 142 times for 1,136 yards...Lettered in baseball, and was selected in the 1994 Major League Baseball Draft by the Florida Marlins...Anthropology major...Full name: Anthony Scott Poindexter.

POINDEXTER'S DEFENSIVE STATISTICS

Year	TACKLES			Sacks No/Yds	Int's No/Yds	Passes Def.	Fumbles Rec./For.	Special Teams Tackles
	Total	Solo	Asst.					
1999 (Bal.)	0	0	0	0/0	0/0	0	0/0	0
2000 (Bal.)	0	0	0	0/0	0/0	0	0/0	11
Career	0	0	0	0/0	0/0	0	0/0	11

TRAVIS
PRENTICE
41

Running Back



HEIGHT	YEAR W/BROWNS
5-11	2nd
WEIGHT	YEAR IN NFL
221	2nd
BIRTHDATE	COLLEGE
Dec. 8, 1976	Miami (Ohio)
HOW ACQUIRED	
D (3a) - '00	

Games Played: 2000 (16/11).

Career Games: 16 games, 11 starts.

Career Transactions: Selected by the Cleveland Browns in the third round, 63rd overall, in the 2000 NFL Draft.

Career Highlights: In his first NFL start, recorded a career-high 3 TDs on 28 carries for 97 yards at Arizona on Oct. 8, 2000...His 7 rushing TDs as a rookie in 2000 tied for second most rushing TDs by a rookie in club history.

Seasonal Reviews

2000: In his rookie season, appeared in 16 games, including 11 starts and totaled 512 yards and 7 TDs on 173 attempts and 191 yards and 1 TD on 37 receptions...Started 11 games and was thrust into the start-

Travis Prentice *continued*

ing role with the injury to starter Errict Rhett (foot) following Week 5 vs. Baltimore on Oct. 1...His 7 rushing TDs tied Ron Johnson (1969) and Kevin Mack (1985) for the second most rushing touchdowns by a rookie in club history (Jim Brown, 9, 1957)... In his first NFL start, recorded a career-high 3 TDs on 28 carries for 97 yards at Arizona on Oct. 8, 2000...Recorded his first career rushing TD at Cincinnati on Sept. 10 with a 16-yard TD run around left end in the first quarter to give the Browns an early 7-0 lead and eventual 24-7 victory...Recorded career-highs with 5 receptions for 45 yards at Oakland on Sept. 24...Had his first career TD reception at Denver on Oct. 15 with a 3-yard TD pass from QB Tim Couch...Added 2 rushing TDs with 17 rushes for 46 yards vs. Philadelphia on Dec. 10 and 4 receptions for 29 yards...Game 1 vs. Jacksonville (9/3): Made his NFL debut and appeared on special teams...Game 2 at Cincinnati (9/10): Made his offensive NFL debut with 8 rushes for 46 yards (5.8 avg.) with 1 rushing TD...On his first NFL rushing attempt rushed right end for 17-yard gain...On same series, added a pass reception for 10 yards and concluded the series with a 16-yard TD run around left end to give the Browns an early 7-0 lead...On scoring drive, accounted for 43 yards on 76-yard TD drive (3:41 drive)...Also played special teams and was credited with 1 tackle and one forced fumble...Game 3 vs. Pittsburgh (9/17): Appeared as the feature back on the Browns third and sixth offensive possession and rushed for 3 yards on 4 carries (0.8 avg.), and also had 2 receptions for 10 yards (5.0 avg.)...Also played on special teams with 1 tackle...Game 4 at Oakland (9/24): Led the club with 5 receptions for 45 yards (9.0 avg.), including a long of 13 yards, and also rushed 3 times for 1 yard...Also played special teams with 1 tackle...Game 5 vs. Baltimore (10/1): Played running back with 7 rushes for 13 yards (1.9 avg.), including a long of 8 yards and also had 4 receptions for 15 yards (4.3 avg.)...Replaced starting running back Errict Rhett (foot) in the second quarter...Also played special teams...Game 6 at Arizona (10/8): Made his first NFL start at running back and rushed for 97 yards on 28 attempts (3.5 avg.) and 3 TDs...On the Browns first touchdown drive, paced the offense with 47 yards rushing on 10 carries, including a 1-yard TD run during the 11-play, 59 yard drive (6:34)... Early in the second quarter, added a 1-yard TD run to give the Browns a 14-0 lead...In the first half, compiled 60 yards on 20 carries and 2 TDs...In the fourth quarter, ran right tackle for a 6-yard TD run to cut the Cardinals lead 26-21...Had 7 rushing first downs...Also had 3 receptions for 7 yards (2.3 avg.)...Game 7 at Denver (10/15): Started at running back and rushed for 27 yards on 6 carries (4.5 avg.) and also had 3 receptions for 17 yards (5.7 avg.)...In the third quarter, had a 3-yard TD reception from QB Tim Couch for his first career receiving TD...Game 8 at Pittsburgh (10/22): Started at running back with 14 rushes for 48 yards (3.4 avg.) and a long of 10 yards...Also had 3 receptions for eight yards (2.7)...Game 9 vs. Cincinnati (10/29): Started at running back and rushed for 40 yards on 16 carries (2.5 avg.), including a long of 10 yards...Game 10 vs. N.Y. Giants (11/5): Started at running back and rushed for 15 yards on 11 carries (1.4 avg.) and also had 2 receptions for 3 yards (1.5 avg.)...Game 11 vs. New England (11/12): Started at running back and rushed for 84 yards on 19 carries (4.4 avg.), including a long of 13 yards...Also had 4 receptions for 19 yards (4.8 avg.), including a long of 9 yards...In the fourth quarter, rushed for 45 yards on 9 carries, including 3 key first downs to secure the Browns 19-11 win over the Patriots...Game 12 at Tennessee (11/19): Started at running back with 7 carries for 14 yards (2.0 avg.) and 1 reception for 6 yards...Game 13 at Baltimore (11/26): Started at running back with 11 rushes for 13 yards, including 1 TD and 1 reception for 3 yards...Capped the Browns opening drive with a 4-yard TD run for an early Browns 7-0 lead...Game 14 at Jacksonville (12/3): Started at running back with 10 rushes for 33 yards (3.3 avg.), including a long of 17 yards...Also had 2 receptions for 6 yards...Game 15 vs. Philadelphia (12/10): Started at running back with 17 rushes for 46 yards (2.7 avg.) with 2 touchdowns...Also had 4 receptions for 29 yards (7.3 avg.), including a long of 9 yards...Added 6 rushing first downs...With 2 rushing touchdowns moved into a tie for second-place on the Browns list for single-season rushing touchdowns by a rookie (7 TDs tie with Kevin Mack, 1985, and Ron Johnson, 1969)...His one-yard TD in the second quarter capped an 8-play, 37-yard scoring drive (3:54) and gave the Browns a 14-7 lead...His 1-yard TD plunge in the fourth quarter cut the Eagles lead to 35-24...Game 16 vs. Tennessee (12/17): Started at running back with 12 carries for 32 yards (2.7 avg.), including a long of 8 yards, and 2 receptions for 13 yards (6.5 avg.), and a long of 8 yards.

College: Shattered Miami's career-record for touchdowns rushing after only his eleventh game as a starter... Holds the NCAA's all-time records for points scored (468), touchdowns rushing (73) and total touchdowns (78)...Also established NCAA records for most games scoring a touchdown (35), most games with more than one score (25), most 1,500-yard rushing seasons (3) and consecutive carries without a fumble (862)...Holds

35 school game, season and career records...Holds the Mid-American Conference career-records for most yards rushing (5,596), points scored, touchdowns and all-purpose yardage (6,118)... Became only the second player in conference annals to lead the MAC in rushing three consecutive years... Ran for over 100 yards in 28 contests...His 5,596 yards rushing ranks fourth on the NCAA Division 1-A career-record chart...In 1999, All-America Dream Team selection by SportsPage.com, adding Second-Team national honors from *The Sporting News* and Third-Team accolades from the *Associated Press*...Consensus All-Mid American Conference First-Team choice...Shared team Most Valuable Player honors with linebacker Dustin Cohen...Semi-finalist for the Doak Walker Award, given to the nation's top running back...Earned MAC Player of the Week honors vs. West Virginia and Akron... Continued to live up to his nickname, "Touchdown Travis" as he carried 354 times for 1,659 yards (4.7 avg.) and 17 touchdowns...Caught 19 passes for 270 yards (14.2 avg.) and 4 scores... Scored 126 points (second in the nation with an average of 11.5 points per game) and registered 1 solo tackle... Averaged 175.4 all-purpose yards per game, the fifth-best total in the nation...In 1998, All-America First-Team selection by *The Sports Network*, adding Third-Team honors from *Football News*...All-MAC First-Team choice and recipient of the Vern Smith Award, given to the conference's Player of the Year...Earned MAC Offensive Player of the Year honors from *Football News*...Semi-finalist for the Doak Walker Award...Team MVP... Gained over 100 yards rushing 10 times...Set school season-records with 365 carries for 1,787 yards (4.9 avg.), breaking the previous marks of 326 attempts by Bob Hitchens in 1972 and 1,627 yards by Deland McCullough in 1995...Ran for 19 touchdowns, the second-best season total in RedHawk annals behind his 1997 total of 25 scores...Caught 11 passes for 107 yards (9.7 avg) and a score...Led the team in scoring with 120 points...Averaged 172.2 all-purpose yards per game...In 1997, Third-Team All-America choice by *The Poor Man's Guide* to the NFL Draft, adding honorable mention from *Football News* All-MAC First-Team pick Named MAC Player of the Week four times...One of eight semi-finalists for the Doak Walker Award, given to the nation's premier running back Established school and conference season-records with 25 touchdowns on the ground, 25 scores overall and 150 points scored (tied for eighth-best in NCAA Division 1-A annals)...His 150 points shattered the previous Miami record of 96 by George Swarn in 1985...Carried 296 times for 1,549 yards (5.2 avg.), the second-best season total in school history, topped only by Deland McCullough's 1,627 in 1995...His 1,687 all-purpose yards rank behind McCullough (1,724 in 1995) and Swarn (1952 in 1985) on Miami's annual record chart...Caught 23 passes for 138 yards (6.0 avg.)...Rushed for over 100 yards in eight games, two shy of the school season-record of 10 by McCullough in 1995...In 1996, despite serving as a reserve to Ty King, he still managed to finish second on the team with 601 yards on 123 carries (4.9 avg.)...His 12 touchdowns rushing was the sixth-highest season total in school history...Redshirted as a freshman in 1995.

Personal: Was awarded the Cleveland Browns Extra Effort award in September 2000 for his community involvement, which includes supporting various charitable causes including: The Cleveland Browns Foundation Tailgate Party and Golf Outing, hunger relief initiatives for the Taste of the NFL, building a playground as part of the United Way's Hometown Huddle program, speaking to students about the importance of physical fitness and nutrition and serving a spokesperson for Buckle Up Cleveland...All-District First-Team and All-State Second-Team selection as a senior at Manual (Louisville, Ky.) High...Rushed for 1,510 yards with 17 touchdowns during his final season...Had three 200-yard efforts that year, including 230 yards vs. Valley High...Also set a school game record with 6 touchdowns...All-District honorable mention as a junior...All-District First-Team and All-State honorable mention in his sophomore campaign...Majored in Elementary Education at Miami...One of three children (brother, Brian, sister, Tasha) of Marilyn and Jerry Prentice...Born Travis Jason Prentice on Dec. 8, 1976... Resides in Louisville, Ky.

PRENTICE'S SINGLE-GAME CAREER HIGHS

RUSHING ATTEMPTS: 28 at Arizona (10/8/00)

RUSHING YARDS: 97 at Arizona (10/8/00)

RUSHING TD's: 3 at Arizona (10/8/00)

LONG RUSH: 17 at Cincinnati (9/10/00); at Jacksonville (12/3/00)

RECEPTIONS: 5 at Oakland (9/24/00)

RECEIVING YARDS: 45 at Oakland (9/24/00)

RECEIVING TD's: 1 at Denver (10/15/00)

LONG RECEPTION: 13 at Oakland (9/24/00)

Travis Prentice *continued*

PRENTICE'S 2000 OFFENSIVE STATISTICS

Year	No.	RUSHING					RECEIVING				
		Yards	Avg.	Long	TD	No.	Yards	Avg.	Long	TD	
9/3 Jac.	0	0	0.0	0	0	0	0	0	0	0	
9/10 @ Cin.	8	46	5.8	17t	1	1	10	10.0	10	0	
9/17 Pit.	4	3	0.8	3	0	2	10	5.0	9	0	
9/24 @ Oak.	3	1	0.3	2	0	5	45	9.0	13	0	
10/1 Bal.	7	13	1.9	8	0	4	15	3.8	5	0	
10/8 @ Ari	28	97	3.5	15	3	3	7	2.3	4	0	
10/15 @ Den.	6	27	4.5	16	0	3	17	5.7	7	1	
10/22 @ Pit.	14	48	3.4	10	0	3	8	2.7	4	0	
10/29 Cin.	16	40	2.5	10	0	0	0	0.0	0	0	
11/5 N.Y.G.	11	15	1.4	5	0	2	3	1.5	7	0	
11/12 N.E.	19	84	4.4	13	0	4	19	4.8	9	0	
11/19 @ Ten.	7	14	2.0	8	0	1	6	6.0	6	0	
11/26 @ Bal.	11	13	1.2	8	1	1	3	3.0	3	0	
12/3 @ Jac.	10	33	3.3	17	0	2	6	3.0	8	0	
12/10 Phi.	17	46	2.7	11	2	4	29	7.3	9	0	
12/17 Ten.	12	32	2.7	8	0	2	13	6.5	8	0	
Totals	173	512	3.0	17	7	37	191	5.2	13	1	

PRENTICE'S CAREER OFFENSIVE STATISTICS

Year	No.	RUSHING					RECEIVING				
		Yards	Avg.	Long	TD	No.	Yards	Avg.	Long	TD	
2000 (Cle.)	173	512	3.0	17	7	37	191	5.2	13	1	
Career	173	512	3.0	17	7	37	191	5.2	13	1	

Additional Stats: Special Teams: Tackles: 1 at Cincinnati 9/10/00. Forced fumble at Cincinnati 9/10/00; 1 tackle vs. Pittsburgh 9/17/00. 1 tackle at Oakland 9/23/00.

HEIGHT
6-2

WEIGHT
297

BIRTHDATE
Nov. 23, 1971

HOW ACQUIRED
ED (Det.) - '99

YEAR W/BROWNS
3rd

YEAR IN NFL
8th

COLLEGE
Virginia Tech



**JIM
PYNE**

71

Guard

Games Played/Started: 1994 (0/0); 1995 (15/13); 1996 (12/11); 1997 (15/14, 1/1); 1998 (16/16); 1999 (16/16); 2000 (2/2).

Career Totals: 76 games, 72 starts.

Postseason Games: 1 game, 1 start.

Career Transactions: Originally selected in the seventh round, 200th overall, in the 1994 NFL Draft...Signed an offer sheet with the Denver Broncos as a restricted free agent following the 1996 campaign, but stayed in Tampa after the Buccaneers matched the offer sheet...Signed with Detroit as an unrestricted free agent on Feb. 21, 1998...Selected by the Cleveland Browns on Feb. 9, 1999 as the number one selection in the 1999 NFL Expansion Draft.

PLAYERS

Veterans

Jim Pyne *continued*

Career Highlights: Starter at left guard for Buccaneers from 1995-97, before signing with Detroit in 1998 where he started at center...First player selected by the Cleveland Browns in the 1999 Expansion Draft.

Seasonal Reviews

2000: In his second season with the Browns, started the first two games at left guard before a right knee injury ended his season...Injury ended his streak as the only member of the Browns to take part in every offensive snap since the beginning of the 1999 season...Game 1 vs. Jacksonville (9/3); Started at left guard and helped the Browns offense rush for 96 yards on 16 attempts (6.0 avg.) as the offensive line allowed only 1 sack of Browns QB Tim Couch...Game 2 at Cincinnati (9/10): Started at left guard as the offensive line allowed only 1 sack of Browns QB Tim Couch and helped the offense rush for 105 yards on 33 carries (3.2 avg.)...Left the game in the second quarter (right knee) and did not return...Injury ended his streak as the only member of the Browns to appear on every offensive snap since the beginning of the 1999 season...Placed on Injured Reserve Sept. 12, 2000.

1999: Started all 16 regular-season games at left guard for the Browns and was the only offensive lineman to play every snap of all 16 regular-season games...In Week 16 vs. Indianapolis on Dec. 26, was key contributor to the offensive line not allowing a sack against the Colts...Voted team captain by players.

1998: Started 16 games at center for the Detroit Lions...Only time missed in 1998 regular season were 23 snaps (groin) vs. Tampa Bay on Sept. 28...Helped anchor the offensive line which paved the way for 1,955 yards rushing for the Lions, including 1,491 by Barry Sanders...In Week 2 on Sept. 13, helped the offense establish a season-high 224 yards rushing in a 34-28 OT loss vs. Cincinnati.

1997: Major component of Tampa Bay's resurgent running game throughout the season, as both starting running backs (rookie Warrick Dunn and second-year player Mike Alstott) were named to the Pro Bowl...Started first 13 games on the year at left guard, but left the N.Y. Giants on Nov. 30 contest with groin pull...Injury kept him out of following game vs. Green Bay on Dec. 7, but he returned to the lineup at N.Y. Jets on Dec. 14...Did not play at left guard in regular season finale vs. Chicago on Dec. 21, but did snap on placements...Started Wild Card Playoff Game vs. Detroit on Dec. 28 at left guard, but sprained knee during the contest...Inactive for Divisional Playoff Game at Green Bay on Jan. 4, 1998.

1996: Second year in starting lineup at left guard for Tampa Bay...Started 11 games and played in 12 contests...Started the first four games of the season, but missed game vs. Detroit on Sept. 29 with neck burner...Sprained ankle suffered vs. Arizona on Oct. 20 forced him to miss part or all of next three outings...Broke his leg at Minnesota on Dec. 15, which placed him on Injured Reserve two days later.

1995: Became starting left guard for Tampa Bay in fourth game of the season vs. Washington on Sept. 24 and earned game ball for his effort...Entrenched in lineup for the remainder of the season, starting the season's final 13 contests and becoming one of the Bucs' most consistent offensive performers...Was a factor in Errict Rhett becoming only the second Buccaneer to rush for back-to-back 1,000-yard seasons.

1994: Did not see any game-action as a rookie for Tampa Bay...Was inactive for the season's first 12 games...Dressed in team's final four outings.

College: Four-year starter at center for Virginia Tech...Did not allow a sack or quarterback pressure in 2,194 collegiate plays from scrimmage...Semi-finalist for both the Lombardi Award and Outland Trophy as a senior in 1993...Academic All-Big East and Academic All-America...Also First-Team All-America and All-Big East in 1993...Led Hokies with 70 knockdown blocks as the team averaged 444.1 yards per game on offense...Started every game at center as a junior in 1992 and was named Second-Team All-Big East...Participated in 736 of a possible 770 offensive plays as a sophomore in 1991, and again started all Hokies' games at center...Earned selection to *Football News'* Sophomore All-America team in 1991 as well...Moved into starting center spot for second game of freshman year.

Personal: Is part of the only three-generation AFL/NFL family in history—father, George III, played for the AFL's Boston Patriots in 1965, while his grandfather, George II, played for the Providence Steam Rollers in 1931-32...Brothers, Dave and George, both played football collegiately and had free agent stints with the N.Y. Giants...Brother, George, is vice president for marketing and licensing for NASCAR...Attended Milford (Mass.) High School and Choate Prep School in Wallingford, Conn., lettering in football, basketball and track...Was a two-time

Jim Pyne *continued*

All-State selection at Milford and also broke Howie Long's school bench press record (410 lbs.)...Along with Howie Long were members of the first Hall of Fame Class (in 2001) at Milford High School, Mass...Central New England Player of the Year as prep senior with 147 tackles, 23 quarterback sacks and 4 interceptions while playing defensive line...Undeclared in four years of javelin throwing during high school...Born James M. Pyne in Milford, Mass...One of three Hokies (Bruce Smith, Carrol Dale and Jim Pyne, #73) to have their jerseys retired by Virginia Tech in over 110 years of football...Named to All-Time Big East squad as a center in 2000...Enjoys spending his spare time visiting children and cancer patients at local hospitals, participates regularly with the Make-A-Wish Foundation and was named 1999 Make-A-Wish Celebrity Volunteer of the Year, donates time to the Campbell Chunky Soup Lineman Weigh-in and Taste of the NFL...Was nominated the 1999 recipient of the Doug Dieken Humanitarian Award and has been honored by the Cleveland Touchdown Club...Also received the 1999 Browns Backers 'Doug Dieken Lineman-of-the-Year' trophy (Downtown Athletic Club)...Named the 1999 Cleveland Browns Man-of-the-Year...Fairview Park "Pro of the Year Award" winner in 2000...Was nominated for *The Sporting News* 'Good Guy Award', NFL's 'Extra Effort' and Bart Starr awards...1999 and 2000 *Muscle and Fitness Magazine* NFL 'Strongman Team Member'...Currently is enrolled at Virginia Tech's MBA program and is taking correspondence courses for his MBA in marketing...Hosted a children's show on WKYC TV-3 (NBC), Browns Blitz during the 1999 and 2000 regular seasons...Was named the Make-A-Wish 2000 Volunteer of the Year...Has assumed lead volunteer roles in organizations as Caps for Kids, Buckle Up Cleveland, Habitat for Humanity, and the Muscular Dystrophy Association.

HEIGHT

6-2

YEAR W/BROWNS

3rd

WEIGHT

245

YEAR IN NFL

3rd

BIRTHDATE

April 19, 1977

COLLEGE

Virginia

HOW ACQUIRED

D (4) - '99



**WALI
RAINER**
58

Linebacker

Games Played/Started: 1999 (16/15); 2000 (16/16).

Career Totals: 32 games, 31 starts.

Career Transactions: Selected by the Cleveland Browns in the fourth round, 124th overall, in the 1999 NFL Draft.

Career Highlights: In his rookie season in 1999 led the Browns with 191 tackles, including 140 solo tackles...Made his NFL debut starting at middle linebacker on Sept. 12, 1999 vs. Pittsburgh with 17 tackles...Established a career-high 20 tackles on Oct. 31, 1999 at New Orleans.

Seasonal Reviews

2000: In his second season with the Browns, started all 16 games at middle linebacker and led the club for the second consecutive season with 154 tackles...Added 1 sack, 1 interception, 1 fumble recovery, 1 forced fumble and 2 passes defended...Recorded 10 or more tackles eight times during the season and also led the club in tackles eight occasions...Registered 15 tackles three times for season highs: vs. Jacksonville on Sept. 3; vs. Cincinnati on Oct. 29 and at Baltimore on Nov. 26...Recorded a sack vs. Cincinnati on Oct. 29 for an 8-yard loss and also added his first career interception in the second quarter off Bengals QB Akili Smith...Had a forced fumble at Cincinnati on Sept. 10 and vs. N.Y. Giants on Nov. 5...Recovered a fumble at Baltimore on Nov. 26...Game 1 vs. Jacksonville (9/3): Started at middle linebacker and led the team with 15 tackles, 11 solos, and 1 pass defended...Left the game briefly in the second half (cramping) and did return...Game 2 at Cincinnati (9/10): Started at middle linebacker and recorded 5 tackles, 2 solos and 1 forced fumble...Game 3 vs. Pittsburgh (9/17): Started at middle linebacker with 7 tackles, including 6 solos, 2 quarterback pressures on Steelers QB Kent Graham and 1 pass defended...Game 4 at Oakland (9/24): Started at middle linebacker and led the team with 13 tackles, including 7 solos...Game 5 vs. Baltimore (10/1): Started at middle

linebacker and was second on the team with 9 tackles, 6 solos...Game 6 at Arizona (10/8): Started at middle linebacker and recorded 3 tackles, including 2 solos...Game 7 at Denver (10/15): Started at middle linebacker and made a team-high 10 tackles, including 5 solos and 1 quarterback pressure on Broncos QB Brian Griese...Game 8 at Pittsburgh (10/22): Started at middle linebacker and was tied for second on the club with 9 tackles, including 3 solos...Game 9 vs. Cincinnati (10/29): Started at middle linebacker and led the team with 15 tackles, including 10 solos, and also recorded 1 sack of Bengals QB Akili Smith for an 8-yard loss...Recorded his first career NFL interception in the second quarter, as Bengals QB Akili Smith attempted a pass for WR Peter Warrick as Rainer intercepted the pass at the Browns 48-yard line and returned it to the Bengals 47-yard line...Game 10 vs. N.Y. Giants (11/5): Started at middle linebacker and led the club with 10 tackles, including 8 solos...Forced a fumble in the first quarter on a hit on Giants RB Ron Dayne at the Browns 48-yard line, which was recovered by Browns FS Percy Ellsworth and returned to the Giants 36-yard line...Game 11 vs. New England (11/12): Started at middle linebacker with 4 tackles...Also appeared on special teams with 1 tackle...Game 12 at Tennessee (11/19): Started at middle linebacker and led the club with 14 tackles, including 9 solos as the defense forced the Titans to turn the ball over a season-high 7 times (4 interceptions and 3 fumbles)...Also played special teams with 1 tackle...Game 13 at Baltimore (11/26): Started at middle linebacker and led the club with 15 tackles, including 10 solos, 1 recovered fumble and 1 quarterback pressure on Ravens QB Trent Dilfer...Recovered a fumble in the fourth quarter by Ravens RB Priest Holmes, as DT Darius Holland forced the fumble, at the Browns 7-yard line...Game 14 at Jacksonville (12/3): Started at middle linebacker with 10 tackles, including 4 solos and 1 quarterback pressure on Jaguars QB Mark Brunell...Game 15 vs. Philadelphia (12/10): Started at middle linebacker and led the team with 6 tackles, including 4 solos...Game 16 vs. Tennessee (12/17): Started at middle linebacker with 9 tackles, including 5 solos.

1999: Thrust into a starting role at middle linebacker following the retirement of linebacker Chris Spielman...Fourth-round draft choice led the team with 191 tackles, including 140 solo tackles...Posted 10 or more tackles in 12 games and led the team in tackles nine times...Played in all 16 regular-season games and started 15 contests...Missed only one starting assignment as the club opened in a UFO/Dime package...Established a career-high 20 tackles in 21-16 win at New Orleans on Oct. 31...Recorded his first career sack on Dec. 5 at San Diego, sacking Chargers WR Robert Reed in an attempt to pass for an 11-yard loss...Forced fumble on Dec. 12 at Cincinnati...Game 1 vs. Pittsburgh (9/12): Made his NFL debut with starting a middle linebacker...Led team with 17 tackles, including 13 solos and 4 assists...Game 2 at Tennessee (9/19): Ranked second on the team with 11 tackles, including 10 solos and 1 assist...Also recorded 1 quarterback pressure and 1 pass broken up...Game 3 at Baltimore (9/26): Started at middle linebacker and was second on the team with 9 solo tackles...Game 4 vs. New England (10/3): Started at middle linebacker and made 13 tackles, including 10 solos...Also recorded 1 hit on Patriots QB Drew Bledsoe...Game 5 vs. Cincinnati (10/10): Started at middle linebacker and ranked second on the team with 11 tackles, including 6 solos...Also recorded 1 pass broken up...Game 6 at Jacksonville (10/17): Started at middle linebacker and led the team with 15 tackles, including 12 solos...Game 7 at St. Louis (10/24): Started at middle linebacker and led the team with 13 tackles, including 7 solos...Game 8 at New Orleans (10/31): Started at middle linebacker and led the team with 20 tackles, including 15 solos...His 20 tackles were a career high...Game 9 vs. Baltimore (11/7): Started at middle linebacker with 5 tackles, including 2 solos...Also had 2 passes broken up...Game 10 at Pittsburgh (11/14): Started at middle linebacker and led the team with 11 tackles, including 7 solos...Game 11 vs. Carolina (11/21): Started at middle linebacker and was second on the team with 12 tackles, including 8 solos...Game 12 vs. Tennessee (11/28): Started at middle linebacker and led the team with 8 tackles, including 5 solos...Game 13 at San Diego (12/5): Played middle linebacker and led the team with 16 tackles, including 13 solos...Did not start the game as the defense was in the UFO/Dime package...Also recorded his first career sack on Chargers WR Robert Reed who was attempting to pass for an 11-yard loss...Game 14 at Cincinnati (12/12): Started at middle linebacker and led the team with 12 tackles, including 10 solos and 1 pass broken up...Also forced a fumble by tackling RB Corey Dillon for no gain at the Browns 22-yard line and was recovered by Browns DT Mike Thompson halting a Bengals scoring drive...Game 15 vs. Jacksonville (12/19): Started at middle linebacker and ranked second on the team with 10 tackles, including 5 solos...Game 16 vs. Indianapolis (12/26): Started at middle linebacker and recorded 8 tackles, including 7 solos.

College: Ranks sixth on Virginia's career-record list with 347 tackles...During four-year collegiate career played in 44 games, with 31 starts, totaling 347 tackles (201 solo), 3 forced fumbles, 3 fumble recoveries, 13 pass-

Wali Rainer *continued*

es broken up, 16 sacks for 104 yards and 4 interceptions...As a senior, was *Football News* All-America Third-Team selection...All-Atlantic Coast Conference First-Team choice (first UVA middle linebacker to earn first-team honors since Dick Ambrose in 1974)...ECAC Division 1-A All-Star...Recipient of the Joe Palumbo Award, given to the Cavalier that shows the most dedication and enthusiasm...Named ACC Defensive Lineman of the Week vs. Auburn, Wake Forest and Virginia Tech...Started every game in the middle, leading the team for the second straight year with 134 tackles (82 solos)...Only Randy Neal (139 in 1993) had more tackles in a season for the Cavaliers...Credited with 5 sacks for minus 31 yards and 11 stops for losses of 45 yards...Deflected 9 passes and intercepted 2 others...Recovered a pair of fumbles and caused another...Had a season-high 20 tackles vs. Florida State (third-best total in Virginia annals) with a 10-yard sack and a pass break-up...As a junior, All-ACC honorable mention...All-State First-Team pick by the *Roanoke Times*...Won the Speed Elliot Award, given to the team's most improved player...Earned ACC Defensive Lineman of the Week honors vs. Wake Forest and Clemson...Started every game in the middle as he led the team with 118 tackles (66 solos)...Also led the squad with a career-high 9 sacks (fifth-best season total in school history and tops for middle linebackers) for minus 51 yards and 15 stops for losses of 66 yards...Caused and recovered a fumble...Deflected three passes and picked off another...Registered a career-high 21 tackles (15 solos) vs. Clemson with 3 sacks for losses of 14 yards and a fumble recovery...Only Stuart Anderson (24 vs. North Carolina State in 1979) had more tackles in a game for the Cavaliers...As a sophomore, played in 10 games, starting the first nine contests at middle linebacker...Posted 66 tackles (38 solos) with 2 sacks for minus 20 yards and 5 stops for losses of 25 yards...Forced a fumble and deflected a pass...Played in every game as a true freshman, recording 29 tackles (15 solos).

Personal: Very active in Cleveland community youth programs including visiting children at the Cleveland Clinic Foundation Children's Hospital and Rainbow Babies and Children's Hospital, building playground for youth with the United Way's Hometown Huddle program, and encouraging children the benefits of physical fitness with the Giant Eagle Junior Training Table...Also supports the Taste of the NFL fundraiser for hunger programs, Shoes and Clothes for Kids, and is the spokesperson for Big Brothers/Big Sisters of Cleveland...Selected by his teammates for the Unsung Hero award which recognizes the NFL Players from each team who best exemplifies the dedication and love of football, fans and community...*Kaleidoscope Magazine* honored Rainer to their 40/40 Club, an annual award to forty top professionals who have made an impact in their community...City planning major...Brother, Jami'h, was a teammate and reserve linebacker at Virginia...Son of Doretha and James Rainer...Father played football at Winston-Salem...Born Wali Rashid Rainer on April 19, 1977 in Rockingham, N.C...Resides in Charlotte, N.C...Lettered for three years at middle linebacker for West Charlotte (N.C.) High... Named to *Blue Chip Illustrated's* All-Regional team...Twice named All-State and All-Mecklenburg County...Three-time All-Conference selection...Two-time team defensive MVP...Honor Roll student.

RAINER'S SINGLE-GAME CAREER HIGHS**TACKLES:** 20 at New Orleans 10/31/99**SACKS:** 1 at San Diego 12/5/99; vs. Cincinnati 10/29/00**INTERCEPTIONS:** 1 vs. Cincinnati 10/29/00**RECOVERED FUMBLES:** 1 at Baltimore 11/26/00**FORCED FUMBLES:** 1 (3 times) Latest: vs. N.Y. Giants 11/5/00

PLAYERS

Veterans

Wall Rainer *continued*

RAINER'S 2000 GAME-BY-GAME DEFENSIVE STATISTICS

Year	TACKLES			Sacks No/Yds	Int's No/Yds	Passes Def.	Fumbles Rec./For.
	Total	Solo	Asst.				
9/3 vs. Jac.	15	11	4	0/0	0/0	1	0/0
9/10 @ Cin.	5	2	3	0/0	0/0	0	0/1
9/17 vs. Pit.	7	6	1	0/0	0/0	1	0/0
9/24 @ Oak.	13	7	6	0/0	0/0	0	0/0
10/1 vs. Bal.	9	6	3	0/0	0/0	0	0/0
10/8 @ Ari.	3	2	1	0/0	0/0	0	0/0
10/15 @ Den.	10	5	5	0/0	0/0	0	0/0
10/22 @ Pit.	9	3	6	0/0	0/0	0	0/0
10/29 Cin.	15	10	5	1/8	1/5	0	0/0
11/5 N.Y.G.	10	8	2	0/0	0/0	0	0/1
11/12 N.E.	4	1	3	0/0	0/0	0	0/0
11/19 @ Ten.	14	9	5	0/0	0/0	0	0/0
11/26 @ Bal.	15	10	5	0/0	0/0	0	1/0
12/3 @ Jac.	10	4	6	0/0	0/0	0	0/0
12/10 Phi.	6	4	2	0/0	0/0	0	0/0
12/17 Ten.	9	5	4	0/0	0/0	0	0/0
Totals	154	93	61	1/8	1/5	2	1/2

RAINER'S 1999 GAME-BY-GAME DEFENSIVE STATISTICS

Year	TACKLES			Sacks No/Yds	Int's No/Yds	Passes Def.	Fumbles Rec./For.
	Total	Solo	Asst.				
9/12 Pit.	17	13	4	0/0	0/0	0	0/0
9/19 @ Ten.	11	10	1	0/0	0/0	1	0/0
9/26 @ Bal.	9	9	0	0/0	0/0	0	0/0
10/3 N.E.	13	10	3	0/0	0/0	0	0/0
10/10 Cin.	11	6	5	0/0	0/0	1	0/0
10/17 @ Jac.	15	12	3	0/0	0/0	0	0/0
10/24 @ St.L.	13	7	6	0/0	0/0	0	0/0
10/31 @ N.O.	20	15	5	0/0	0/0	0	0/0
11/7 Bal.	5	3	2	0/0	0/0	2	0/0
11/14 @ Pit.	11	7	4	0/0	0/0	0	0/0
11/21 Car.	12	8	4	0/0	0/0	0	0/0
11/28 Ten.	8	5	3	0/0	0/0	0	0/0
12/5 @ S.D.	16	13	3	1/11	0/0	0	0/0
12/12 @ Cin.	12	10	2	0/0	0/0	1	0/1
12/19 Jac.	10	5	5	0/0	0/0	0	0/0
12/26 Ind.	8	7	1	0/0	0/0	0	0/0
Totals	191	140	51	1/11	0/0	5	0/1

RAINER'S CAREER DEFENSIVE STATISTICS

Year	TACKLES			Sacks No/Yds	Int's No/Yds	Passes Def.	Fumbles Rec./For.	Special Teams
	Total	Solo	Asst.					Tackles
1999 (Cle.)	191	140	51	1/11	0/0	5	0/1	0
2000 (Cle.)	154	93	61	1/8	1/5	2	1/2	2
Career	345	233	112	2/19	1/5	7	1/3	2

HEIGHT

5-11

WEIGHT

211

BIRTHDATE

Dec. 11, 1970

HOW ACQUIRED

UFA (Bal.) - '00

YEAR W/BROWNS


2nd

YEAR IN NFL

8th

COLLEGE

Florida

**ERRICT
RHETT****23****Running Back**

Games Played/Started: 1994 (16/8); 1995 (16/16); 1996 (9/7); 1997 (11/0, 2/0); 1998 (13/2); 1999 (16/10); 2000 (5/5).

Career Totals: 86 games, 48 starts.

Postseason Totals: 2 games, 0 starts.

Career Transactions: Originally selected in the second round of the 1994 NFL Draft by Tampa Bay (34th overall pick)...Traded from Tampa Bay on Feb. 17, 1998 to Baltimore for the Ravens' 1999 third-round draft choice (that choice was re-obtained from Tampa on a draft-day trade in April 1999)...Signed as a unrestricted free agent with Cleveland on Feb. 28, 2000.

Career Highlights: Has 11 100-yard games...Recorded consecutive 1,000-yard seasons in 1994 and '95, tying a Tampa Bay team record...Won NFL Offensive Rookie of the Year honors in 1994 after rushing for 1,011 yards and followed that with a productive sophomore campaign in 1995, rushing for 1,207 yards.

Seasonal Reviews

2000: In first season with Cleveland, started at running back the first five games of the regular season with 71 carries for 258 yards (3.6 avg.) before ending the season with a foot injury vs. Baltimore on Oct. 1...Injured his left foot in the second quarter vs. Baltimore and was placed on Reserve-Injured on Oct. 3...Also totaled 14 receptions for 78 yards (5.6 avg.) and a long of 16 yards...Prior to the injury against the Ravens was on pace to surpass over 1,000 yards rushing...Had finest outing of the year at Oakland on Sept. 24 with 15 carries for 85 yards (5.7 avg.) and a season-high rush of 42 yards...Tied a career-high with 5 receptions vs. Jacksonville on Sept. 3...Game 1 vs. Jacksonville (9/3): Started at running back and rushed for 64 yards on 14 carries (4.6 avg.), including a long of 8 yards...Also added 5 receptions for 13 yards (2.6 avg.)...In the first half, had 45 yards on 9 rushes (5.0 avg.)...7 of his 14 carries were for 5 yards or more...On the Browns second series, gained 2 yards for first down on a fourth-and-1 from the Cleveland 44...Game 2 at Cincinnati (9/10): Started at running back and rushed for 53 yards on 20 carries (2.7 avg.), including a long of 10 yards...Also added 2 receptions for 11 yards (5.5 avg.)...On the Browns opening drive in the second half, carried 8 times for 35 yards on FG drive (6:54 scoring drive) and increased the Browns lead to 17-7...Game 3 vs. Pittsburgh (9/17): Started at running back and rushed for 55 yards on 18 carries (3.1 avg.), including a long of 10 yards...Also added 2 receptions for 11 yards (5.5 avg.)...On the Browns opening drive, pounded out 5 rushes for 22 yards in the Browns 7-play, 62-yard drive (4:26)...On the Browns second possession, added 3 rushes for 17 yards, including a 6-yard reception on the Browns 7-play 61-yard drive (4:00) as Cleveland opened a 14-0 lead...In the first half had 10 rushes for 41 yards...On the Browns final possession in the fourth quarter, rushed 6 times for 16 yards, including a 10-yard gain to the Steelers 2-yard line as the drive ended in a 19-yard FG by K Phil Dawson for the 23-20 win over Pittsburgh...Game 4 at Oakland (9/24): Started at running back and rushed for 85 yards (5.7 avg.) on 15 carries, including a 42-yard burst in the second quarter, and had 2 receptions for 22 yards (11.0 avg.)...On the Browns opening TD drive, had a 16-yard pass reception and an 11-yard rush...Early in the second quarter, broke free up the middle for a 42-yard gain to set the Browns up for a FG attempt...Game 5 vs. Baltimore (10/1): Started at running back with 4 rushes for 1 yard (0.3 avg.) and 3 receptions for 21 yards (7.0 avg.)...Left the game in the second quarter (left foot sprain) and did not return...Placed on Reserve-Injured on Oct. 3, 2000.

1999: Finished 11th in the AFC in rushing yards (852) on 236 carries and 5 TDs, plus had a career-high 24 receptions for 169 yards and 2 TDs...Had four 100-yard rushing games...Finished second on the team with 46

PLAYERS

Veterans

Erriq Rhett *continued*

first downs...Did not carry the ball in opening game at St. Louis on Sept. 12...Rushed for 101 yards on 22 carries vs. Pittsburgh on Sept. 19 and scored on a 2-yard run...Was his first 100-yard game and first TD as a Raven...Posted his ninth career 100-yard game and 25th career rushing touchdown...Accounted for 5 rushing first downs and had a long of 35 yards...Gained 113 yards on 22 carries in 17-10 win vs. Cleveland on Sept. 26, his second consecutive 100-yard game and 10th of his career...Marked fourth back-to-back 100-yard efforts in his career...Tied for the team lead with 3 catches for 27 yards...Rushed for 136 yards on 27 attempts in 19-13 overtime win at Atlanta on Oct. 3...Was his third straight 100-yard game, a personal and team record, and lifted him into the AFC rushing lead at the time...Was his 11th career 100-yard game and then NFL-high third of the season...Snapped a three-game 100-yard streak with 59 yards on 21 carries at Tennessee on Oct. 10...Gained 59 yards on 19 carries and scored on a 2-yard rush vs. Kansas City on Oct. 21...Also caught 2 passes for 7 yards...Rushed for a game-high 73 yards on 24 carries vs. Buffalo on Oct. 31 and caught an 8-yard pass...Was his fifth game of the season with 20+ carries...Surpassed the career 1,000 carry mark...Carried 19 times for 50 yards at Jacksonville on Nov. 14 and added 2 receptions for 33 yards...Was 23-36 rushing in 34-31 win at Cincinnati on Nov. 21...Scored on a 2-yard run in the third quarter to put Baltimore ahead 17-14...Also caught 3 passes for 22 yards...Caught a 20-yard TD pass to open the scoring in a 30-23 loss vs. Jacksonville on Nov. 28...Was his first TD reception since 1996 with Tampa Bay and the second of his career...Carried the ball 13 times for 30 yards...Started in 41-14 win vs. Tennessee on Dec. 5, but injured ribs (x-rays were negative) and did not return...Had 7 yards on 4 carries and caught an 8-yard pass before injury...Did not start at Pittsburgh on Dec. 12 while nursing sore ribs...Rushed 1 time for 5 yards, but the play was negated due to penalty...Gained 21 tough yards on 11 carries and caught 4 passes for 22 yards in the Ravens' 31-8 win over New Orleans on Dec. 19...Scored on a 2-yard Tony Banks pass in the first quarter of the Ravens' 22-0 shutout victory vs. Cincinnati on Dec. 26...Also rushed 12 times for 50 yards...Rushed 2 times for 0 yards in the season finale at New England on Jan. 2, 2000.

1998: Started first two games of the season, and carried the ball 24 times, then rushed just 20 times over the next 14 games (did not have a rush attempt in eight games)...Did not play in three games...Finished season with 180 yards rushing on 44 carries, 11 receptions for 65 yards...Led all rushers in opener vs. Pittsburgh on Sept. 6 with 72 yards on 16 carries...Also caught 4 passes for 20 yards...Had a game-high 64 yards on 8 carries, bolstered by a career-long 46-yard gain on the third to the last play from scrimmage in 24-10 win at the New York Jets on Sept. 13...Also caught 2 passes for 8 yards...Gained 1 yard on a fourth-and-1 to keep a fourth-quarter drive alive in 31-24 win vs. Cincinnati on Sept. 27...Gained 16 yards on 7 carries vs. Minnesota on Dec. 13.

1997: Played in 11 games with no starts...Had back-up role to rookie RB Warrick Dunn, who earned consensus NFL Rookie of the Year honors...Totaled 91 yards on 31 carries, but scored 3 TDs to up his career total to 24 TDs...Rushed for 28 fourth-quarter yards on 8 carries in first action of season at Minnesota on Sept. 14...Did not touch ball again until Nov. 19 at Atlanta, when he gained 30 yards on 6 carries, including a season-long gain of 21 yards...Scored first TD of the year on a 1-yard rush vs. New England on Nov. 16...Scored a fourth-quarter 1-yard TD at the Giants on Nov. 30, then added a 5-yard score vs. Chicago on Dec. 21...Played on special teams in both post-season games, but did not carry the ball.

1996: Following his consecutive 1,000-yard seasons, Rhett started seven games and played in nine in 1996 after a 94-day contract dispute...He still managed to lead the Bucs in rushing with 539 yards despite missing seven games...Ranked third on team scoring chart with 4 TDs...Made first start of season at Chicago on Nov. 3 and gained 67 yards on 20 carries...Rushed for 95 yards vs. Oakland on Nov. 10 and posted the first receiving TD of his career...Also rushed for season-high 97 yards vs. Washington on Dec. 8.

1995: Followed his rookie campaign with a career-high 1,207-yard rushing season in 1995...Yardage total ranked fifth in the NFC and seventh in NFL and was impressive considering his longest rush was 21 yards...Carried the ball 332 times (fifth in NFL) for 11 TDs...TD total was second-best in Bucs' history behind James Wilder's 13 in 1984 and helped establish team-record 19 rushing TD mark...Tied a team mark (Gary Anderson and Reggie Cobb) by scoring a TD in five straight games (Sept. 24 - Oct. 15)...Also caught 14 passes for 110 yards...Named as an alternate to the NFC Pro Bowl squad...He had 4 100-yard games with a season-high 144 yards on 25 carries at Detroit on Nov. 12...Was his second straight season with 4 100-yard games.

1994: Won NFC Offensive Rookie of the Year honors in 1994 after gaining 1,011 yards on 284 carries, despite

Errict Rhett *continued*

starting only the final eight games...He rushed for 100 yards in four of those starts and gained 707 yards in the season's final seven games.

College: He finished his collegiate career at Florida with 4,163 yards rushing on 873 carries and 34 touchdowns...He also caught 153 passes for 1,230 yards and 2 TDs...His 4,163 yards surpassed Emmitt Smith (3,928) as the school's all-time leading rusher and is third all-time in the Southeastern Conference (behind Herschel Walker's 5,259 yards and Bo Jackson's 4,303 yards)...He was the only running back in NCAA history to gain over 4,100 yards rushing and catch over 150 passes...Also lettered in track...Earned his degree in business.

Personal: Attended MacArthur High School in Hollywood, Fla., where he lettered in football and wrestling...Rushed for 1,300 yards and 17 TDs as a senior to earn all-state honors...Also a state wrestling champ...Full name is Errict Undra Rhett...Started the Errict Rhett Youth Foundation to help benefit troubled youth and single mothers...Active in the community with supporting the Taste of the NFL fundraiser for hunger programs, speaks to youth about nutrition and physical fitness at the Giant Eagle Training Table program, and supports area families with providing Thanksgiving Dinner during the holidays.

RHETT'S SINGLE-GAME CAREER HIGHS

RUSHING ATTEMPTS: 40 vs. Washington (12/4/94)

RUSHING YARDS: 192 vs. Washington (12/4/94)

RUSHING TD's: 2, 4 times (Last at Cleveland 11/7/99)

LONG RUSH: 52t at Cleveland (11/7/99)

RECEPTIONS: 5 at Atlanta (10/9/94); vs. Jacksonville (9/3/00)

RECEIVING YARDS: 40 at Atlanta (10/9/94)

RECEIVING TD's: 1, 3 times (Last vs. Jacksonville 11/28/99)

LONG RECEPTION: 20t vs. Jacksonville (11/28/99)

RHETT'S 2000 BROWNS OFFENSIVE STATISTICS

Date	No.	RUSHING				RECEIVING				
		Yds	Avg.	Lg	TD	No.	Yds	Avg.	Lg	TD
9/3 Jac.	14	64	4.6	8	0	5	13	2.6	8	0
9/10 @ Cin.	20	53	2.7	10	0	2	11	5.5	6	0
9/17 Pit.	18	55	3.1	10	0	2	11	5.5	6	0
9/24 @ Oak.	15	85	5.7	42	0	2	22	11.0	16	0
10/1 Bal.	4	1	0.3	3	0	3	21	7.0	9	0
Totals	71	258	3.6	42	0	14	78	5.6	16	0

RHETT'S CAREER OFFENSIVE STATISTICS

Date	No.	RUSHING				RECEIVING				
		Yds	Avg.	Lg	TD	No.	Yds	Avg.	Lg	TD
1994 (T.B.)	284	1,011	3.6	27	7	22	119	5.4	12	0
1995 (T.B.)	332	1,207	3.6	21	11	14	110	7.9	18	0
1996 (T.B.)	176	539	3.1	35	3	4	11	2.8	5	1
1997 (T.B.)	31	96	3.1	21	3	0	0	0.0	0	0
1998 (Bal.)	44	180	4.1	46	0	11	65	5.9	16	0
1999 (Bal.)	236	852	3.6	52t	5	24	169	7.0	20t	2
2000 (Cle.)	71	258	3.6	42	0	14	78	5.6	16	0
Career	1,174	4,143	3.5	52t	29	89	552	6.2	20t	3

Additional Stats:

Kickoff Returns: 1997- 1 for 16 yards

Post-season: 12/28/97 vs. Detroit; saw special teams' action; 1/4/98 at Green Bay; returned lateralled kick-off 4 yards.

PLAYERS

Veterans

TYRONE ROGERS 78



HEIGHT 6-5	YEAR W/BROWNS 3rd
WEIGHT 236	YEAR IN NFL 2nd
BIRTHDATE Oct. 11, 1976	COLLEGE Alabama State
HOW ACQUIRED FA - '99	

Defensive Lineman

Games Played/Started: 1999 (3/0); 2000 (16/0).

Career Totals: 19 games, 0 starts.

Career Transactions: Signed by Browns as rookie free agent on April 23, 1999...Signed to Browns practice squad Sept. 6, 1999...Signed to Browns active roster Nov. 23, 1999.

Seasonal Reviews

2000: In his second season with the Browns, appeared in 16 games in a reserve role at defensive end and recorded a career-high 15 tackles, including 11 solos, 2 sacks and 1 recovered fumble...Also appeared on special teams with 11 tackles...Registered both his sacks against the Titans: 1 at Tennessee on Nov. 19 and 1 vs. Tennessee on Dec. 17...Added a fumble recovery at Tennessee on Nov. 19...Had 2 special teams fumble recoveries at Cincinnati on Sept. 10 and at Arizona on Oct. 8...Game 1 vs. Jacksonville (9/3): Played defensive end and recorded 1 solo tackle...Also played special teams with 1 tackle...Game 2 at Cincinnati (9/10): Played defensive end with 1 solo tackle...Also played special teams with 1 tackle and was credited with a recovered fumble on second-quarter punt as Bengals PR Craig Yeast fumbles and recovered by Rogers at the Bengals 16-yard line, which led to a Browns TD...Game 3 vs. Pittsburgh (9/17): Played defensive end and also played special teams with 1 tackle...Game 4 at Oakland (9/24): Played defensive end and recorded 2 tackles...Also played special teams with 1 tackle...Game 5 vs. Baltimore (10/1): Played defensive end and also on special teams...Game 6 at Arizona (10/8): Played defensive end...Also played special teams with 1 tackle and 1 special teams fumble recovery...In the first quarter following the Browns first touchdown, recovered a fumble by Cardinals KR MarTay Jenkins as Browns LB Lenoy Jones forced a fumble at the Cardinals 24-yard line, which was recovered by Rogers, and the Browns scored a TD 5 plays later...Game 7 at Denver (10/15): Played defensive end with 1 tackle...Also played special teams...Game 8 at Pittsburgh (10/22): Played defensive end and also appeared on special teams with 1 tackle...Game 9 vs. Cincinnati (10/29): Played defensive end and special teams with 1 tackle...Game 10 vs. N.Y. Giants (11/5): Played defensive end with 2 solo tackles and 1 pass defensed...Also appeared on special teams...Game 11 vs. New England (11/12): Played defensive end...Also played special teams with 1 tackle...Game 12 at Tennessee (11/19): Played defensive end with two 2 tackles, 1 sack for 4 yards and 1 fumble recovery as the defense forced the Titans to turn the ball over a season-high 7 times (4 interceptions and 3 fumbles)...In the second quarter, recovered a fumble at the Titans 36-yard line by Titans QB Steve McNair after being sacked by Browns CB Daylon McCutcheon...Also appeared on special teams...Registered his first career NFL sack in the fourth quarter by stopping Titans QB McNair for a 4-yard loss...Also played special teams...Game 13 at Baltimore (11/26): Played defensive end with 1 tackle...Also played on special teams with 1 tackle...Game 14 at Jacksonville (12/3): Played defensive end with 2 tackles, 1 solo...Also played on special teams with 1 tackle...Game 15 vs. Philadelphia (12/10): Played defensive tackle with 2 solo tackles...Also played on special teams with 1 tackle...Game 16 vs. Tennessee (12/17): Played defensive tackle with 1 tackle, a sack of Titans QB Steve McNair for a 7-yard loss, and 1 QB pressure...Also appeared on special teams.

1999: Signed by Cleveland as a rookie free agent and progressed throughout the season from the practice squad to the 53-man active roster...Played in three games and had 4 tackles (3 solos) on the season...Spent the first 11 weeks of the regular season on the practice squad...Signed to Browns active roster Nov. 23, 1999...Listed as inactive Weeks 12-13...Appeared in his first NFL game Week 14 at Cincinnati on Dec. 12 at defensive end and recorded 3 tackles, including 2 solos...Also played on special teams with 1 tackle...In Week 15 vs. Jacksonville on Dec. 19, played defensive end with 1 solo tackle...Also played

Tyrone Rogers *continued*

special teams with 1 solo tackle...In Week 16 vs. Indianapolis on Dec. 26, played defensive end and also played special teams.

College: Four-year letterman...Career totals included 189 total tackles, 27 tackles for losses, 13 sacks, 7 passes defended, 5 recovered fumbles and 3 forced fumbles...Posted 63 tackles, 15 tackles for losses, 8 sacks, 3 passes defended, and 1 recovered fumble as senior...Totaled 78 tackles, 7 tackles for losses, 3 sacks, 1 pass defended, 1 forced fumble and 1 recovered fumble as junior...Had 36 tackles, 4 tackles for losses, 2 sacks, 2 recovered fumbles, 2 passes defended and 1 forced fumble as sophomore...Totaled 12 tackles, 1 tackle for loss, 1 recovered fumble, 1 forced fumble and 1 pass defended as freshman...Majored in physical education.

Personal: Born Oct. 11, 1976, in Montgomery, Ala...Attended Robert E. Lee (Ala.) High School...He and his wife, Vonita, and have two daughters, Alexis and Taylor...Resides in Montgomery, Ala...Assists in Browns community relations efforts by donating his time to the United Way's Hometown Huddle program, visiting children at Rainbow Babies and Children's Hospital and assisting at a turkey giveaway program during the Thanksgiving holiday.

ROGERS' SINGLE-GAME CAREER HIGHS

TACKLES: 3 at Cincinnati 12/12/99

SACKS: 1 at Tennessee 11/19/00; vs. Tennessee 12/17/00

FUMBLE RECOVERED: 1 at Tennessee 11/19/00

ROGERS' DEFENSIVE STATISTICS

Year	TACKLES			Sacks No/Yds	Int's No/Yds	Passes Def.	Fumbles Rec./For.	Special Teams Tackles
	Total	Solo	Asst.					
1999 (Cle.)	4	3	1	0/0	0/0	0	0/0	2
2000 (Cle.)	15	11	4	2/11	0/0	1	1/0	11
Career	19	14	5	2/11	0/0	1	1/0	13

Additional Stats: Special Teams: Recovered Fumble at Cincinnati 9/10/00. Recovered Fumble at Arizona 10/8/00.

HEIGHT

6-4

YEAR W/BROWNS

2nd

WEIGHT

313

YEAR IN NFL

6th

BIRTHDATE

Jan. 21, 1974

COLLEGE

Florida State

HOW ACQUIRED

UFA (Pit.) - '00



**ORPHEUS
ROYE**

99

Defensive Lineman

Games Played/Started: 1996 (13/1, 2/0); 1997 (16/0, 2/0); 1998 (16/9); 1999 (16/16); 2000 (16/16).

Career Totals: 77 games, 42 starts.

Postseason Totals: 4 games, 0 starts.

Career Transactions: Originally selected by Pittsburgh in the sixth round in the 1996 NFL Draft...Signed by Cleveland as an unrestricted free agent Feb. 12, 2000.

Career Highlights: Five-year veteran has appeared in 77 career NFL games, including 74 consecutive games...Established career highs in 2000 for the Browns with 69 tackles.

Seasonal Reviews

2000: In his first season with Cleveland, started 16 games at left defensive tackle and established a career-

high 69 tackles, including 43 solos, 2 sacks for 8.5 yards, 4 passes defended and 1 recovered fumble...Also recorded career-highs with 9 tackles in both contests against his former team, Pittsburgh, on Sept. 17 (in Cleveland) and on Oct. 22 (in Pittsburgh)...Blocked a FG attempt at Cincinnati on Sept. 10 in the Browns 24-7 win over the Bengals...Recorded sacks vs. Jacksonville on Sept. 3; 0.5 sack vs. Cincinnati on Oct. 29; and 0.5 sack vs. Philadelphia on Dec. 10...Added 1 fumble recovery vs. New England on Nov. 12...Game 1 vs. Jacksonville (9/3): Started at left defensive tackle and recorded 7 tackles, including 5 solos...Recorded 1 sack on Jaguars QB Mark Brunell early in the third quarter for a 5-yard loss, forcing a third-and-6 from the Cleveland 44-yard line...Game 2 at Cincinnati (9/10): Started at left defensive tackle and recorded 1 tackle and 1 QB pressure on Bengals QB Akili Smith...Also played special teams and blocked a 42-yard FG attempt by Bengals PK Neil Rackers...Game 3 vs. Pittsburgh (9/17): Started at left defensive tackle and was second on the club with 9 tackles, including 5 solos, 2 passes defended and 1 quarterback pressure on Steelers QB Kent Graham...His 9 tackles were a career-high...Game 4 at Oakland (9/24): Started at left defensive tackle and ranked third on the club with 7 tackles, 4 solos...Game 5 vs. Baltimore (10/1): Started at left defensive tackle and recorded 5 tackles, 3 solos, 1 quarterback pressure on Ravens QB Tony Banks and 1 pass defended...Game 6 at Arizona (10/8): Started at left defensive tackle and recorded 4 tackles, including 3 solos...Game 7 at Denver (10/15): Started at left defensive tackle and recorded 5 tackles, including 3 solos and 2 quarterback pressures on Broncos QB Brian Griese...Game 8 at Pittsburgh (10/22): Started at left defensive tackle and was tied for second on the club with 9 tackles, including 8 solos and 1 quarterback pressure...His 9 tackles matched a career-high...Game 9 vs. Cincinnati (10/29): Started at left defensive tackle with 3 tackles...Game 10 vs. N.Y. Giants (11/5): Started at left defensive tackle with 4 tackles, including 3 solos...Game 11 vs. New England (11/12): Started at left defensive tackle with 5 tackles, including 3 solos, 1 recovered fumble and 1 quarterback pressure as the Browns defense forced four New England turnovers...In the third quarter, recovered a fumble at the Browns 13-yard line on a pitch from Patriots QB Drew Bledsoe to RB Kevin Faulk and returned it 8 yards to the Browns 21-yard line, ending a potential Patriots scoring drive...Game 12 at Tennessee (11/19): Started at left defensive tackle with 2 tackles and 1 quarterback pressure as the defense forced the Titans to turn the ball over a season-high 7 times (4 interceptions and 3 fumbles)...Game 13 at Baltimore (11/26): Started at left defensive tackle and recorded 2 solo tackles...Left the game after only 4 defensive plays in the first quarter (thumb) and did not return...Game 14 at Jacksonville (12/3): Started at left defensive tackle with 3 tackles, including 2 solos and 1 quarterback pressure on Jaguars QB Mark Brunell...Game 15 vs. Philadelphia (12/10): Started at left defensive tackle with 1 pass defended and 0.5 sack for a 1-yard loss, along with DE Keith McKenzie, on Eagles QB Donovan McNabb...Game 16 vs. Tennessee (12/17): Started at left defensive tackle with 3 tackles.

1999: Marked the first time in his NFL career he started in all 16 regular-season games...He had 57 total tackles, including 45 solos...Also added 4.5 sacks for 42.5 yards, 1 interception, 6 passes defended, 10 quarterback hurries/pressures and 14 tackles for losses...Collected 1 interception and 1 fumble recovery...Ranked fourth on the team with 4.5 sacks...Started the first three regular-season games at right defensive end and the final 13 at left defensive end...Game 1 vs. Cleveland (9/12): Started his 11th career game at right end and registered 2 tackles...Game 2 at Baltimore (9/19): Earned his second start at right defensive end and finished with 1 tackle and 1 quarterback pressure...Game 3 vs. Seattle (9/26): Played 54 snaps and registered 1 tackle and a sack...Also was credited with 2 quarterback pressures...Game 4 vs. Jacksonville (10/3): Played in all but 1 snap as he registered 3 total tackles and 1 pass defended...Game 5 at Buffalo (10/10): Registered 3 solo tackles before leaving the game late in the fourth quarter with a deep thigh bruise...Also was credited with 1 tackle for a loss of 3 yards...Game 6 at Cincinnati (10/17): Had a big day for the Steelers registering 7 tackles (5 solos)...Also had 1 sack and 3 passes defenses...Recorded his first career interception to thwart late-game scoring threat...Game 7 vs. Atlanta (10/25): Disrupted Atlanta's running game all night...Recorded 4 total tackles, including 3 solo stops and also was credited with 1.5 sacks...Game 8 at San Francisco (11/7): Finished with 6 solo tackles and 1 quarterback pressure...Game 9 vs. Cleveland (11/14): Registered his third sack of the season along with 2 solo tackles...Also was credited with a pass defense...Recovered the fumble that set up the Steelers' third quarter TD...Game 10 at Tennessee (11/21): Played every defensive snap...Finished with 2 total tackles and had 1 quarterback pressure...Game 11 vs. Cincinnati (11/28): Led the team with 2 sacks, giving him 5 for the season...Finished with 6 solo tackles...Game 12 at Jacksonville (12/2): Finished with 4 total tackles and was credited with 2 quarterback pressures...Game 13 vs. Baltimore (12/12): Registered 3 total tackles and was credited with 1 pass defense...Game 14 at Kansas City (12/18): Logged

Orpheus Roye *continued*

52 defensive plays...Finished with 4 total tackles (all solo) and credited with 1 quarterback pressure...Game 15 vs. Carolina (12/26); Played 55 defensive plays and finished with 4 solo tackles...Game 16 vs. Tennessee (1/2): Recorded 4 total tackles, including 2 solos.

1998: Finished the season with 42 total tackles, including 32 solo stops...Also registered 3.5 sacks, which tied Nolan Harrison and Carlos Emmons for the third most on the team, and 1 pass defended...Was credited with 8 special teams tackles...Played in all 16 games and started nine contests...Platooned at defensive end in the season opener at Baltimore on Sept. 6...Had 4 snaps on the defensive line against Chicago on Sept. 13 and also played special teams with 1 special teams solo tackle...Made his second career start at left end for the injured Nolan Harrison at Miami on Sept. 20 and has a strong game registering 7 total tackles (6 solos)...Made his second consecutive start at left end against Seattle on Sept. 27 and finished the game with 3 total tackles and 1 special teams assist...Started his third consecutive game at left end at Cincinnati on Oct. 11 and played 31 of the Steelers' 56 defensive plays registering 2 total tackles and 1 sack for 2 yards...Had another solid performance vs. Baltimore on Oct. 18, finishing with 2 tackles and 1 sack for 2 yards...Had a solid game vs. Tennessee on Nov. 1, registering 7 total tackles (6 solos), including 1 tackle for minus-2 yards...Played most of the game vs. Green Bay on Oct. 9 despite being bothered by a sore foot and finished with 2 tackles...Started his seventh consecutive game at left end at Tennessee on Nov. 15 and had 2 tackles and was credited with 1 sack for 4 yards...Returned to a backup role against Jacksonville on Nov. 22 because of Nolan Harrison's return to the starting lineup...Played 17 downs on defense at Detroit on Nov. 26 but was solid again on special teams, including a forced fumble on the opening kickoff of the second half which was recovered by the Steelers...Registered 1 sack for a 10-yard loss against New England on Dec. 6 and was also credited with 1 quarterback pressure...Was credited with 4 tackles (3 solos), 1 quarterback pressure, a tackle for a loss and 1 pass defended at Tampa Bay on Dec. 13...Played 60 defensive downs vs. Cincinnati on Dec. 20, replacing the injured Nolan Harrison (hamstring), and finished the game with 2 solo tackles...Started for the injured Nolan Harrison at left defensive end at Jacksonville on Dec. 28 and registered 6 solo tackles, and 1 sack for minus-14 yards.

1997: Played in all 16 regular-season games and both post-season contests...Finished the season with 4 total tackles, 3 solos...Had 1 sack for 13 yards and 1 forced fumble...Also had 17 special teams tackles...Had accumulated most of his significant playing time of the season against Cincinnati on Nov. 16, registering 2 tackles, his only sack and forced the first career fumble of his career against Jeff Blake...Had 1 special teams tackle in the post-season.

1996: Played 13 games and emerged as team's top wedge buster...Played in Games 1 and 2...Was inactive for Games 3-5...Lined up on kickoff team for Games 6-14...Recorded his first NFL tackle vs. St. Louis Rams on Nov. 3...Suffered concussion at Cincinnati on Nov. 10...Added 1 tackle vs. San Francisco on Dec. 1 and at Carolina on Dec. 22...Played postseason games vs. Indianapolis on Dec. 29 and New England on Jan. 5, 1997 with a season high 3 tackles, 2 solos, and 1 sack at Patriots.

College: Was slowed by ankle and rib injuries for most of senior season, but did come on toward end of year to finish with 45 tackles and 2 sacks...Lined up at defensive tackle...Played every game and started final six contests as junior at defensive tackle...Recorded 35 tackles...Collected season-high 9 tackles in 41-10 win over Georgia Tech...Rejoined team after originally signing with Seminoles in 1992...Attended Jones Community (Miss.) College...Named JC All-America, registering 76 tackles and 12 sacks...Also earned All-Region and All-State honors...Played eight games as a freshman and made 46 stops...Was a criminal justice major.

Personal: Single...Lives in Carrol City, Fla...Was an All-Conference and All-County selection for Miami Springs High...Full name: Orpheus Michael Roye...Has supported Browns community programs including Habitat For Humanity and the Taste of the NFL.

ROYE'S SINGLE-GAME CAREER HIGHS

TACKLES: 9 vs. Pittsburgh (9/17/00); at Pittsburgh (10/22/00)

SACKS: 2 vs. Cincinnati (11/28/99)

FUMBLE RECOVERIES: 1 vs. Cleveland (11/14/99); vs. New England (11/12/00)

FORCED FUMBLES: 1 vs. Cincinnati (11/16/97)

PLAYERS

Veterans

Orpheus Roye *continued*

ROYE'S 2000 GAME-BY-GAME DEFENSIVE STATISTICS

Year	Total	TACKLES		Sacks No/Yds	Int's No/Yds	Passes Def.	Fumbles Rec./For.
		Solo	Asst.				
9/3 vs. Jac.	7	5	2	1/5	0/0	0	0/0
9/10 @ Cin.	1	0	1	0/0	0/0	0	0/0
9/17 vs. Pit.	9	5	4	0/0	0/0	2	0/0
9/24 @ Oak.	7	4	3	0/0	0/0	0	0/0
10/1 vs. Bal.	5	3	2	0/0	0/0	1	0/0
10/8 @ Ari.	4	3	1	0/0	0/0	0	0/0
10/15 @ Den.	5	3	2	0/0	0/0	0	0/0
10/22 @ Pit.	9	8	1	0/0	0/0	0	0/0
10/29 Cin.	3	1	2	0.5/2.5	0/0	0	0/0
11/5 N.Y.G.	4	3	1	0/0	0/0	0	0/0
11/12 N.E.	5	3	2	0/0	0/0	0	1/0
11/19 @ Ten.	2	1	1	0/0	0/0	0	0/0
11/26 @ Bal.	2	2	0	0/0	0/0	0	0/0
12/3 @ Jac.	3	2	1	0/0	0/0	0	0/0
12/10 Phi.	0	0	0	0.5/1	0/0	1	0/0
12/17 Ten.	3	0	3	0/0	0/0	0	0/0
Totals	69	43	26	2.0/8.5	0/0	4	1/0

ROYE'S CAREER DEFENSIVE STATISTICS

Year	Total	TACKLES		Sacks No/Yds	Int's No/Yds	Passes Def.	Fumbles Rec./For.	Special Teams
		Solo	Asst.					Tackles
1996 (Pit.)	3	1	2	0	0	0	0/0	0
1997 (Pit.)	4	3	1	1.0	0	0	0/1	17
1998 (Pit.)	42	34	8	3.5	0	0	0/0	8
1999 (Pit.)	57	45	12	4.5	1	6	1/0	0
2000 (Cle.)	69	43	26	2/8.5	0	4	1/0	0
Career	175	126	49	11	1	10	2/1	25

Additional Stats: Special Teams: Blocked FG at Cincinnati 9/10/00.

**DWAYNE
RUDD**
57

Linebacker



HEIGHT 6-2
YEAR W/BROWNS 1st
WEIGHT 237
YEAR IN NFL 5th
BIRTHDATE Feb. 3, 1976
COLLEGE Alabama
HOW ACQUIRED UFA (Min.) - '01

Games Played/Started: 1997 (16/2, 2/2); 1998 (15/15, 2/2); 1999 (16/16, 2/2); 2000 (14/13, 2/2).

Career Totals: 61 games, 46 starts.

Postseason Games: 8 games, 8 starts.

Career Transactions: Originally a first-round draft choice, 20th overall, in the 1997 NFL Draft...Signed by Cleveland as an unrestricted free agent on February 4, 2001.

Dwayne Rudd *continued*

Career Highlights: In five NFL seasons, has totaled 400 tackles, 237 solos, 11 sacks, 21 passes defended, 4 fumble recoveries and 3 forced fumbles during his career...Set a Minnesota record for fumbles returned for touchdowns in a season and career with 2, vs. Cincinnati on Nov. 15, 1998 and vs. Chicago on Dec. 6, 1998...Set a Vikings record with a 94-yard fumble return for a touchdown vs. Chicago on Dec. 6, 1998.

Seasonal Reviews

2000: In his fourth season with the Vikings, appeared in 14 games including 13 starts and ranked fourth on the club with 91 tackles, 38 solo, 4 passes defended, 1 sack and 1 forced fumble...Opened the season on Sept. 3 with 2 tackles in the Vikings' 30-27 win vs. Chicago...Credited with 6 tackles and 1 pass defended vs. Miami on Sept. 10...Added 7 tackles, including 3 solos in Minnesota's 21-13 win at New England on Sept. 17... Following the bye week, had 5 tackles, including 2 solos, in the Vikings' 31-24 win at Detroit on Oct. 1...On Monday Night Football had 7 tackles, 5 solos, in Minnesota's 30-23 win vs. Tampa Bay...Registered a season-high 11 tackles, five solo, at Chicago on Oct. 15...Recorded 7 tackles, 4 solos, as the Vikings' extended their undefeated streak to seven games in a 31-27 win vs. Buffalo on Oct. 22...Had 9 tackles, including 6 solos in the Vikings' first setback of the season in a 41-13 loss at Tampa Bay on Oct. 29...On Monday Night Football at Green Bay on Nov. 6, credited with 5 tackles, including 3 solos...Recorded 8 tackles, including 3 solos, with 1 sack vs. Arizona on Nov. 12...Had six tackles, including two solo, in the Vikings' 31-17 win vs. Carolina on Nov. 19...Started at linebacker on Thanksgiving Day on Nov. 23 at Dallas in Minnesota's 27-15 win and recorded 5 tackles...Was out of the lineup with a shoulder injury on Nov. 30 vs. Detroit and on Dec. 10 at St. Louis...Returned to the lineup on Dec. 17 vs. Green Bay and was credited with 5 tackles, including 2 solos...Wrapped up the regular season with 8 tackles on Dec. 24 at Indianapolis...In the post-season started both games and totaled 17 tackles, including 12 solos...In the NFC Divisional Playoff Game vs. New Orleans on Jan. 6, 2001 led the team with 11 tackles, including 8 solos and 1 pass defended in the Vikings' 34-16 win over the Saints...In the NFC Championship vs. N.Y. Giants on Jan. 14, 2001 had 6 tackles, including 4 solos.

1999: Named to the All-Madden Team for the second straight season...Started all 16 regular-season games for the first time in his career...Posted 100+ solo tackles for the first time in his career...Led or tied for team lead in tackles five times during the season, at Green Bay on Sept. 26, at Denver on Oct. 31, at Chicago on Nov. 14, vs. Green Bay on Dec. 20 and at N.Y. Giants on Dec. 26...Set new career-high for total tackles with 14 and solo tackles with 12 at Chicago on Nov. 14...Tied career-high with 2 tackles for loss on three occasions during the season, vs. Chicago on Oct. 10, at Chicago on Nov. 14 and at Kansas City on Dec. 12...Forced first fumble of his career in season opener at Atlanta on Sept. 12 and finished the season with 2 forced fumbles...Tied career-high with 7 passes defended on the season...Led Vikings linebackers with 3 sacks on the season and 2 forced fumbles...Ranked third on the team with 8 tackles for loss...Ranked second on the team with 15 tackles, 11 solos, in the post-season...Only Vikings defender to have forced fumble, fumble recovery and tackle for loss in post-season...Added a pair of special teams tackles in the playoffs.

1998: Named to the *Associated Press* and *Football Digest* All-Pro Second Team...Selected to the *Football News* All-NFC team...All-Madden Team honoree...Finished second on the team with 113 tackles and 3 fumble recoveries...Was third on the team with 10 tackles for loss and third on the squad with 76 solo tackles...Led Viking linebackers and defensive linemen with 7 passes defended...Led the team in tackles five times during the regular season, including the first four games of the season...Posted 12 tackles in season-opener vs. Tampa Bay on Sept. 6...Had 9 solo tackles in back-to-back games at Cincinnati on Nov. 15 and vs. Green Bay on Nov. 22...Had 2 sacks on the season, 1 vs. Green Bay on Nov. 22 and at Tennessee on Dec. 26...Inactive for game vs. Washington on Oct. 18 with shoulder injury...In the final seven games of the regular season, he posted 52 tackles, 3 fumble recoveries (2 for touchdowns), 3 tackles for loss, 3 passes defended and 2 sacks...His first career fumble recovery and first career scored came on the same play vs. Cincinnati on Nov. 15 when he scooped up a Neil O'Donnell fumble forced by John Randle and sprinted 63 yards for the score.

1997: Appeared in every game for the Vikings in 1997...Finished season with 44 tackles and 5 sacks on the year...His 5 sacks ranks as the third most by a rookie in team history, and is tied for the third highest single-season total by a linebacker in team history...Began the season playing linebacker in passing situations...Started first career NFL game vs. Detroit on Dec. 14...Recovered onside kick during first career NFL game at Buffalo on Aug. 31...Recorded first career sack vs. Tampa Bay on Sept. 14...Selected with the 20th choice,

PLAYERS

Veterans

Dwayne Rudd *continued*

third linebacker after James Farrior (eighth, Jets) and Reinard Wilson (14th, Cincinnati), in the 1997 NFL Draft... Entered the draft following his junior season at Alabama.

College: First-Team All-America by AFCA and *Football Digest* as a junior...Second-team All-America by *Associated Press* and *Football News*...Southeastern Conference Defensive Player of the Year in 1996... Consensus First-Team All-SEC...Semifinalist for the Butkus Award, given to nation's best linebacker...Team went 30-7 (.811) over final three seasons...Named MVP of the Outback Bowl after returning an interception of a Brian Griese pass 88 yards for a TD to seal Alabama's win over Michigan.

Personal: Born in Batesville, Miss...Helped South Panola High School in Batesville post a 13-0 record and win state title as a senior...Had 119 tackles, 16 sacks, 4 fumble recoveries and 1 interception despite missing three games as a high school senior...Majored in criminal justice...Works with young people in the Twin Cities community through a program called Rudd's Army.

RUDD'S SINGLE-GAME CAREER HIGHS

TACKLES: 14 at Chicago 11/14/99

SOLO TACKLES: 12 at Chicago 11/14/99

SACKS: 1, 11 times, vs. Arizona 11/12/00

FORCED FUMBLES: 1 at Atlanta 9/12/99; vs. San Diego 11/28/99; vs. Tampa Bay 10/9/00

FUMBLE RECOVERIES: 1 vs. Cincinnati 11/18/98; vs. Green Bay 11/15/98;

vs. Chicago 12/6/98; vs. Green Bay 12/20/99

PASSES DEFENSED: 2 at St. Louis 9/13/98; at Tennessee 12/26/98

RUDD'S DEFENSIVE STATISTICS

Year	TACKLES			Sacks	Int's	Passes	Fumbles	Special Teams
	Total	Solo	Asst.	No./Yds	No./Yds	Def.	Rec./For.	Tackles
1997 (Min.)	44	21	23	5/-	0/0	3	0/0	9
1998 (Min.)	113	76	37	2/-	0/0	7	3/0	0
1999 (Min.)	152	102	50	3/-	0/0	7	1/2	0
2000 (Min.)	91	38	53	1/-	0/0	4	0/1	2
Career	400	237	163	11/-	0/0	21	4/3	11

TAREK
SALEH
50
Linebacker



HEIGHT

6-0

YEAR W/BROWNS

3rd

WEIGHT

240

YEAR IN NFL

5th

BIRTHDATE

Nov. 7, 1974

COLLEGE

Wisconsin

HOW ACQUIRED

ED (Car.) - '99

Games Played/Started: 1997 (3/0); 1998 (11/1); 1999 (16/0); 2000 (16/0).

Career Totals: 46 games, 1 start.

Career Transactions: Originally drafted by Carolina in the fourth round, 122nd overall, in the 1997 NFL Draft...Selected by the Cleveland Browns on Feb. 9, 1999 in the NFL Expansion Draft.

Career Highlights: Played linebacker with the Carolina Panthers in 1997 and '98, switched to fullback with the Browns in 1999 and 2000 and converted back to linebacker in 2001...Recorded his first career NFL sack vs. St. Louis on Dec. 20, 1997...Made his first NFL start at linebacker vs. St. Louis on Dec. 20, 1998...Has led the Cleveland Browns in special teams tackles for the last two consecutive seasons.

Tarek Saleh *continued***Seasonal Reviews**

2000: Played key role on special teams and led the club with 19 special teams tackles, including 13 solos... Also saw reserve action at fullback the last four games of the regular season with 1 reception for 22 yards... Recorded his first career NFL reception vs. Philadelphia on Dec. 10 with a 22-yard pass from QB Doug Pederson... Also had 4 kickoff returns for 46 yards... Game 1 vs. Jacksonville (9/3): Played on special teams with 1 tackle... Game 2 at Cincinnati (9/10): Played on special teams with 4 tackles, including 3 solos... Game 3 vs. Pittsburgh (9/17): Played special teams... Game 4 at Oakland (9/24): Played on special teams... Game 5 vs. Baltimore (10/1): Played on special teams... Game 6 at Arizona (10/8): Played on special teams with 2 solo tackles... Also added 1 kickoff return for 8 yards... Game 7 at Denver (10/15): Played on special teams with 1 tackle... Also had 1 kickoff return for 11 yards... Game 8 at Pittsburgh (10/22): Played on special teams... Game 9 vs. Cincinnati (10/29): Played on special teams with 2 tackles and also added 1 kickoff return for 12 yards... Game 10 vs. N.Y. Giants (11/5): Played on special teams with 2 tackles... Game 11 vs. New England (11/12): Played on special teams with 2 tackles... Game 12 at Tennessee (11/19): Played on special teams with 1 tackle... Game 13 at Baltimore (11/26): Played on special teams with 3 tackles... Game 14 at Jacksonville (12/3): Played fullback and also appeared on special teams... Game 15 vs. Philadelphia (12/10): Played fullback and recorded his first career reception on an 22-yard pass from QB Doug Pederson... Also played special teams with 1 tackle... Game 16 vs. Tennessee (12/17): Played fullback and also appeared on special teams... Had 1 kickoff return for 15 yards.

1999: Played in all 16 regular-season games... Finished as team leader with 23 special teams tackles (16 solos, 7 assists)... Game 1 vs. Pittsburgh (9/12): Played on special teams... Returned 1 kickoff for 14 yards... Game 2 at Tennessee (9/19): Played on special teams... Game 3 at Baltimore (9/26): Played on special teams with 1 solo tackle... Game 4 vs. New England (10/3): Played on special teams and recorded 1 assist tackle... Game 5 vs. Cincinnati (10/10): Played on special teams and recovered a fumble by Bengals' Tremain Mack on a punt return at the Browns 48-yard line... Game 6 at Jacksonville (10/17): Played on special teams... Game 7 at St. Louis (10/24): Played on special teams... Game 8 at New Orleans (10/31): Played on special teams with 2 solo tackles... Game 9 vs. Baltimore (11/7): Played on special teams with 5 tackles, including 4 solos... Game 10 at Pittsburgh (11/14): Played on special teams with 3 tackles, including 2 solos... Game 11 vs. Carolina (11/21): Played on special teams with 2 solo tackles... Game 12 vs. Tennessee (11/28): Played on special teams with 2 solo tackles... Also returned 2 kickoffs for 24 yards (12.0 avg.), including a long of 12 yards... Game 13 at San Diego (12/5): Played on special teams with 1 tackle... Game 14 at Cincinnati (12/12): Played on special teams... Game 15 vs. Jacksonville (12/19): Played on special teams... Game 16 vs. Indianapolis (12/26): Played on special teams with 4 tackles, including 2 solos... Also returned 1 kickoff for -6 yards.

1998: In second season with Carolina, used mainly on special teams where he posted 4 stops in addition to 11 defensive tackles, 1 forced fumble and 1 quarterback hurry... With the absence of Lamar Lathon, he also saw occasional duty at right outside linebacker in passing situations... Produced 2 tackles on defense and played on special teams on Sept. 6 vs. Atlanta... Saw action on defense and special teams on Sept. 13 at New Orleans... Tied for team lead with 2 special team tackles and notched a defensive tackle on Sept. 27 vs. Green Bay... Saw action on special teams on Oct. 4 at Atlanta and on Oct. 11 at Dallas... Contributed on defense and special teams on Oct. 18 at Tampa Bay... Accounted for 3 defensive tackles and played on special teams on Oct. 25 vs. Buffalo... Accounted for a quarterback hurry and played on special teams on Nov. 1 vs. New Orleans... Played on defense and special teams on Nov. 8 at San Francisco... Inactive Weeks 10-14 after undergoing surgery on Nov. 12 on injured disk in his neck... Started in his first NFL game in place of Kevin Greene and notched 5 tackles and a forced fumble in the game's closing minutes on Dec. 20 vs. St. Louis... Notched 2 special teams tackles on Dec. 27 at Indianapolis.

1997: In his rookie season with the Panthers, moved from his college position of defensive end to outside linebacker in the Panthers 3-4 defense... Saw limited time, appearing in three games and contributing 1 sack and 1 tackle... Played in his first NFL game in the season opener vs. Washington on Aug. 31... Played at San Diego on Sept. 14... Recorded his first NFL sack in the season finale versus St. Louis on Sept. 20.

College: A two-time All-Big Ten First-Team choice at Wisconsin his junior and senior seasons, Saleh left as the school's all-time sack leader with 33 and equalled the school mark for tackles behind the line of scrimmage

PLAYERS

Veterans

Tarek Saleh *continued*

with 57...Additionally, he collected 225 tackles, 3 fumble recoveries and 4 forced fumbles...The team's defensive captain as a senior in 1996, Saleh led the Badgers with 14 sacks and 21 stops behind the line of scrimmage and added 74 tackles, 2 forced fumbles, 2 fumble recoveries and 1 blocked kick...He earned Second-Team All-America recognition from the *Football News* as a junior in 1995 after recording 12 sacks, 76 stops, 1 forced fumble and 1 fumble recovery...In 1994 as a sophomore, Saleh was an All-Big Ten honorable mention and finished second on the team with 75 tackles and tallied 7 sacks...He appeared in three games as a freshman in 1993 and totalled 11 tackles.

Personal: Born Tarek Muhammad Saleh on Nov. 7, 1974 in Woodbridge, Conn....An All-America First-Team selection at Notre Dame (West Haven, Conn.) High School...Named Northeast Offensive Player of the Year and was a two time all-state and all-area selection as a fullback and linebacker...Rushed for more than 3,400 yards and 52 touchdowns during his career, including 1,600 yards and 26 touchdowns in his final season...Collected 75 tackles as a senior and 50 as a junior...Also all-league in baseball...Involved in several community outreach initiatives from motivating students, assembling playgrounds for the United Way Hometown Huddle program, visiting local hospitals, serving Thanksgiving dinners and teaching healthy lifestyles to children via the Giant Eagle Training Table program...Was the featured instructor at the American Red Cross's "Learn Not Burn" program for Day Care student learning fire safety tips.

SALEH'S SINGLE-GAME CAREER HIGHS

TACKLES: 5 vs. St. Louis (12/20/98)

SACKS: 1 vs. St. Louis (12/20/97)

RECEPTIONS: 1 vs. Philadelphia 12/10/00

RECEIVING YARDS: 22 vs. Philadelphia 12/10/00

LONG RECEPTION: 22 vs. Philadelphia 12/10/00

SALEH'S DEFENSIVE STATISTICS

Year	TACKLES			Sacks No/Yds	Int's No/Yds	Passes Def.	Fumbles Rec./For.	Special Teams Tackles
	Total	Solo	Asst.					
1997 (Car.)	1	1	0	1/14	0/0	0	0/0	0
1998 (Car.)	11	5	6	0/0	0/0	0	0/0	4
1999 (Cle.)	0	0	0	0/0	0/0	0	0/0	23
2000 (Cle.)	0	0	0	0/0	0/0	0	0/0	19
Career	12	6	6	1/14	0/0	0	0/0	46

SALEH'S OFFENSIVE STATISTICS

Date	RUSHING					RECEIVING					Special Teams Tackles
	No.	Yds	Avg.	Lg	TD	No.	Yds	Avg.	Lg	TD	
1997 (Car.)	0	0	0	0	0	0	0	0	0	0	0
1998 (Car.)	0	0	0	0	0	0	0	0	0	0	4
1999 (Cle.)	0	0	0	0	0	0	0	0	0	0	23
2000 (Cle.)	0	0	0	0	0	1	22	22.0	22	0	19
Career	0	0	0	0	0	1	22	22.0	22	0	46

Additional Stats: Kickoff returns: 1999 (4 for 29 yards); 2000 (4 for 46 yards).

1999: (2 vs. Tennessee 11/28/99 for 24 yards (12.0 avg.) and a long of 12 yards; 1 at Cincinnati 12/12/99 for 11 yards; 1 vs. Indianapolis 12/26/99 for - 6 yards.)

2000: (1 at Arizona 10/8/00 for 8 yards; 1 at Denver 10/15/00 for 11 yards; 1 vs. Cincinnati 10/29/00 for 12 yards; 1 vs. Tennessee 12/17/00 for 15 yards.)

HEIGHT	YEAR W/BROWNS
6-0	2nd
WEIGHT	YEAR IN NFL
200	2nd
BIRTHDATE	COLLEGE
June 22, 1978	Maryland
HOW ACQUIRED	
D (4a) - '00	



LEWIS SANDERS

25

Defensive Back

Games Played/Started: 2000 (11/1).

Career Games: 11 games, 1 start.

Career Transactions: Selected by the Cleveland Browns in the fourth round, 95th overall, in the 2000 NFL Draft.

Career Highlights: Recorded his first career NFL interception at Cincinnati on Sept. 10, 2000... Made his first career start at left cornerback on Oct. 15, 2000 at the Denver Broncos.

Seasonal Reviews

2000: In his rookie season, appeared in 11 games, including one starting assignment and totaled 21 tackles, including 12 solos, 1 interception and ranked second on the club with 10 passes defended...Began the season as the nickel corner in the defensive package and saw increased playing time throughout the regular season...Recorded his first career interception at Cincinnati on Sept. 10 with an interception of an Akili Smith third-quarter pass intended for WR Ron Dugans...Established a career-high 6 tackles and a career-high 3 passes defended vs. Baltimore on Oct. 1...Made his first career start at left cornerback at Denver on Oct. 15, replacing starter Corey Fuller (shoulder) and recorded 3 tackles and 1 pass defended...Also recorded 3 special teams tackles during the 2000 season...Missed five games due to injury: Week 8 with a neck strain and four games (Week 11-14) with an ankle injury...Game 1 vs. Jacksonville (9/3): Made his NFL debut and played special teams...Game 2 at Cincinnati (9/10): Played corner in the nickel package and recorded his first career NFL interception in the third quarter as Bengals QB Akili Smith pass intended for WR Ron Dugans was intercepted by Sanders in the Browns end zone, halting a Bengals drive and securing the Browns 17-7 lead...Also recorded 1 tackle and 1 pass defended...Appeared on special teams with 1 tackle...Game 3 vs. Pittsburgh (9/17): Played corner in the nickel package and recorded 2 tackles, 1 solo...Also played special teams...Game 4 at Oakland (9/24): Played corner in the nickel package and corner with the regular defensive unit and recorded 1 solo tackle and 3 passes defended...Also played special teams...Game 5 vs. Baltimore (10/1): Played corner in the nickel package and corner with the regular defensive unit, recording 6 tackles, 4 solos and 3 passes defended...His 6 tackles were a career high and 3 passes defended tied a career high...Late in the second quarter, credited with a pass defended on a third-and-9 pass attempt from the Browns 34-yard line on a pass intended for Ravens WR Qadry Ismail, forcing the Ravens to attempt a FG...Also credited with a pass defended early in the third quarter on a third-and-goal from the Browns 4-yard line on a pass intended for Ravens WR Qadry Ismail, forcing the Ravens to attempt a FG...Game 6 at Arizona (10/8): Inactive (neck sprain)...Game 7 at Denver (10/15): Made his first NFL start at left cornerback replacing starter Corey Fuller (shoulder)... Recorded 3 tackles and 1 pass defended...Game 8 at Pittsburgh (10/22): Played corner in the regular and nickel defensive package with 3 tackles, including 2 solos, and 2 passes defended as the defensive secondary held the Steelers to 105 net yards passing...Game 9 vs. Cincinnati (10/29): Played corner in the regular and nickel defensive package with 1 tackle...Game 10 vs. N.Y. Giants (11/5): Played corner in the regular and nickel defensive package with 1 solo tackle...Also appeared on special teams...Game 11 vs. New England (11/12): Inactive (ankle)...Game 12 at Tennessee (11/19): Inactive (ankle)...Game 13 at Baltimore (11/26): Inactive (ankle)...Game 14 at Jacksonville (12/3): Inactive (ankle)...Game 15 vs. Philadelphia (12/10): Played corner in the regular and nickel defensive package...Also played special teams...Game 16 vs. Tennessee (12/17): Played corner in the regular and nickel defensive package with 3 solo tackles...Also played special teams with 2 tackles.

College Career: Only the fourth player in Maryland history to return 2 kickoff returns for touchdowns in a career...Ranks sixth on the Terps' career-record list with 956 yards on kickoff returns and seventh with 10 interceptions...In 1999, All-America Third-Team choice by SportsPage.com and *The Sporting News*...All-Atlantic Coast

PLAYERS

Veterans

Lewis Sanders *continued*

Conference First-Team selection...Semi-finalist for the Jim Thorpe Award, given to the nation's top defensive back...Returned to the football field after missing the 1998 season, starting all year at strongside cornerback...Led the ACC in interceptions and ranked third in kickoff returns...Recorded 56 tackles (43 solos) with 14 pass deflections...Recovered 3 fumbles and caused another...Had 6 interceptions for 37 yards in returns...Added 482 yards and 1 touchdown on 18 kickoff returns (26.8 avg.)...In 1998, sat out the season while recuperating from surgery to tighten shoulder suffered in the final game (vs. Georgia Tech) of the 1997 season...In 1997, started 10 games at free safety...Ranked third in the conference with 4 interceptions for 99 yards in returns...Gained 460 yards on 19 kickoff returns (24.2 avg) and a touchdown...Recorded 74 tackles (54 solos) with a 12-yard sack and 4 stops for losses of 19 yards...Recovered 2 fumbles and caused another...Deflected a pass...In 1996, played in 11 games as a true freshman, seeing action in the defensive secondary and on special teams...Totaled 6 tackles (4 solos) with a 4-yard sack, a pass deflection and a fumble recovery.

Personal: His Cleveland area community commitment varies from working with The Cleveland Browns Foundation, United Way, Special Olympics and celebrating the holidays with children in the hospital and those less fortunate...*Blue Chip Illustrated* All-America choice, adding *Prep Football Report* All-East honors at St. Peter's (Staten Island, N.Y.) High...All-Star selection by the *New York Daily News* and *Long Island Newsday*...All-League pick as a junior and senior...Rushed for 800 yards and scored 10 touchdowns as a senior...Major criminology and criminal justice major...Son of Vanessa and Lewis Sanders...Born Lewis Lindell Sanders on June 22, 1978...Resides in Staten Island, N.Y.

SANDERS' SINGLE-GAME CAREER HIGHS

TACKLES: 6 vs. Baltimore 10/1/00

INTERCEPTIONS: 1 at Cincinnati 9/10/00

PASSES BROKEN UP: 3 at Oakland 9/24/00; vs. Baltimore 10/1/00

SANDERS' DEFENSIVE STATISTICS

Year	TACKLES			Sacks No/Yds	Int's No/Yds	Passes Def.	Fumbles Rec./For.	Special Teams Tackles
	Total	Solo	Asst.					
2000 (Cle.)	21	12	9	0/0	1/0	10	0/0	3
Career	21	12	9	0/0	1/0	10	0/0	3

O.J.
SANTIAGO
87

Tight End



HEIGHT

6-7

WEIGHT

264

BIRTHDATE

March 4, 1974

HOW ACQUIRED

W (Dal.) - '00

YEAR W/BROWNS

2nd

YEAR IN NFL

5th

COLLEGE

Kent State

Games Played/Started: 1997 (11/11); 1998 (16/16); 1999 (14/14); 2000 (10/0).

Career Totals: 51 games, 41 starts.

Postseason Totals: 3 games, 3 starts.

Career Transactions: Originally selected by Atlanta as a third round choice, 70th overall, in the 1997 NFL Draft...Traded by Atlanta to Dallas on Aug. 27, 2000 for a fourth-round draft choice in 2001 and a seventh-round draft choice in 2002...Waived by Dallas on Nov. 21, 2000...Claimed off waivers by Cleveland on Nov. 22, 2000.

Career Highlights: Started in all 41 games he appeared with the Falcons from 1997-99...Role as a blocker

O.J. Santiago *continued*

helped Jamal Anderson post back-to-back 1,000-yard rushing seasons in 1997 and 1998, including an NFC-high (and ninth in NFL history) 1,846 yards in 1998...Had 3 receptions for 54 yards vs. Minnesota on Jan. 9, 1999 in the NFC Championship game, including a key 26-yard pass to get the Falcons into Vikings territory during the game-winning drive in overtime.

Seasonal Reviews

2000: Began the season with the Atlanta Falcons in training camp...Was traded to Dallas on Aug. 27, 2000 for a fourth-round draft choice in 2001 and a seventh-round draft choice in 2002...Played in 10 games for the Cowboys during the regular season mainly on special teams...Listed third on the Cowboys depth chart behind David LaFleur and Jackie Harris...On Oct. 1 at Carolina recorded his first career kickoff return for 13 yards following a squib kick...On Nov. 5 at Philadelphia, saw second half action for Jackie Harris (tendonitis) and helped with the blocking that sprang Emmitt Smith for 134 yards on 26 carries...Waived by Dallas on Nov. 21...Claimed by Cleveland via waivers on Nov. 22...Did not play in four final regular season games...Listed as inactive Week 13...Knee injury suffered in practice forced inactive status Weeks 14-16.

1999: Started 14 games, missing two starts with a shoulder injury at Carolina on Nov. 28 and vs. New Orleans on Dec. 5...Caught 15 passes for 174 yards for an 11.6 average and a 46-yard long reception...Caught 2 passes for 53 yards, including 1 catch for 46 yards vs. Minnesota on Sept. 12...The 53 receiving yards were tied for his second highest total in a game and the 46-yarder was the second longest catch of his career...Hauled in 4 passes, the second-most in a game, at St. Louis on Sept. 27 for 29 yards...Recorded 1 reception for 2 yards vs. Jacksonville on Nov. 7, marking the first time in four games he recorded a reception...Was inactive against New Orleans on Dec. 5 due to shoulder injury that was suffered during practice the week prior to the game...Missed his first start in 27 games and first game since 1997 season...Forced to miss the next game at San Francisco on Dec. 12 due to lingering shoulder problem...Helped produce the best offensive effort of the year against Arizona on Dec. 26 as club managed season highs in points (37), total yards (393), time of possession (35:20) and rushing yards (163)...Ended season with his second-most productive game of the season with 3 receptions for 37 yards vs. San Francisco on Jan. 3, 2000.

1998: Started all 16 regular-season games and the Falcons three post-season contests...Finished the regular season with 27 receptions for 428 yards with 5 touchdowns...Added 4 receptions for 67 yards in the post-season, including 3 receptions for 54 yards vs. Minnesota on Jan. 9, 1999 in the NFC Championship game...Caught a key 26-yard pass to get the Falcons into Vikings territory during the game-winning drive in overtime...Caught 2 passes for 27 yards but made key blocks that enabled him to win offensive player of the game honors by the Falcons' coaching staff vs. Philadelphia on Sept. 13...Caught a 26-yard touchdown pass from QB Chris Chandler vs. Carolina on Oct. 4...Had his first 2-touchdown performance of his career in the Falcons 41-10 victory at New England on Nov. 8 with touchdown receptions of 7 and 22 yards...Caught a career-high 62-yard touchdown pass from QB Chandler vs. Miami on Dec. 17 in the regular-season finale...Added a 3-yard touchdown pass for his second 2-touchdown game of the season against the Dolphins.

1997: Started the first eleven games of the season before he was lost for the year with a broken fibula that he suffered at St. Louis on Nov. 16...Finished his rookie campaign with 17 receptions for 217 yards with 2 touchdowns...In his first-ever start at Detroit on Aug. 31, he began the season with a solid performance in the blocking game and added 2 catches for 47 yards...Named player of the game by the coaches for his performance vs. Oakland on Sept. 14 when he hauled in a career-best 5 passes for 40 yards, including his first-ever career touchdown on a 10-yard pass from QB Chris Chandler.

College: Santiago caught 62 passes for 730 yards for an 11.8 career average with 4 touchdowns for the Golden Flashes of Kent State...He tied for team honors as a junior when he hauled in 28 receptions and combined with his 26 catches as a senior totaled 54 in his final two seasons...Opened up holes for the second ranked offense in the Mid-American Conference in 1996 as RB Astron Whatley posted 2 1,000-yard rushing seasons and 3,113 rushing yards in three seasons...He showcased his talents by dominating heralded DE Jason Taylor of Akron and future Dolphins draft choice in a 32-17 upset his senior season...He started every game and tied Kantroy Walker for the team lead in the receiving department with a personal-best 28 catches for 297 yards, a 10.6 average, with two TDs...Started 22 of 33 career games at Kent State and was named to the MAC All-Academic First-Team for three straight seasons for his exploits in the classroom.

PLAYERS

Veterans

O.J. Santiago *continued*

Personal: Single...Santiago became the first tight end ever drafted out of Kent State and the highest player taken from the school since Jack Lambert and Gerald Tinker in 1974...Has a 9% body fat and a vertical leap of 38 inches...Was an all-Canadian First-Team tight end at St. Michael's High School in Toronto...Led his school to two district titles while being selected to the *Toronto Star* and *Toronto Sun* all-star teams...A versatile athlete, he returned kickoffs and punts as well as playing both ways as a defensive lineman (Defensive MVP honors at the Metro Bowl) and tight end...An All-Academic choice three times and was a GTE/CoSIDA Academic All-District First-Team member...Earned the Arthur Ashe Award by Black Issues in Higher Education....His older brother was a 100 and 200 meter champion in Canada and a younger sister won a junior national championship in the pentathlon...Guided St. Michael's to a pair of district championships in basketball...Competed in track in both the shot put and discus...One of three children of Marion and Winston Santiago of Whitby, Ontario...A business administration major at Kent State.

SANTIAGO'S SINGLE-GAME CAREER HIGHS

RECEPTIONS: 5 vs. Oakland 9/14/97

RECEIVING YARDS: 65 vs. Miami 12/27/98

RECEIVING TD's: 2 vs. Miami 12/27/98; at New England 11/8/98

LONG RECEPTION: 62 at Miami 12/27/98

SANTIAGO'S RECEIVING STATISTICS

Year	Rec.	Yards	Average	Long	TD
1997 (Atl.)	17	217	12.8	30	2
1998 (Atl.)	27	428	15.9	62t	5
1999 (Atl.)	15	174	11.6	46	0
2000 (Dal./Cle.)	0	0	0.0	0	0
Career	59	819	13.9	62t	7

**DEREK
SCHOREJS**

7

Kicker



HEIGHT

6-0

WEIGHT

220

BIRTHDATE

May 14, 1973

HOW ACQUIRED

FA - '01

YEAR W/BROWNS

1st

YEAR IN NFL

1st

COLLEGE

Bowling Green

Career Transactions: Spent the 1999 summer training camp with Cincinnati...Agreed to terms with Cleveland as a free agent April 24, 2001.

Seasonal Reviews

2000: Was not on an NFL roster.

1999: Attended the Cincinnati Bengals training camp.

1996-98: Played for Florida Bobcats of Arena Football League in 1998...Played in semi-pro Mid-Continental Football League from 1996-98.

College: First-Team All-MAC selection in 1995...Connected on 12-of-16 field goals and 24-of-26 PATs, totaling 60 points...Booted a 60-yard field goal vs. Toledo, a school and stadium record and second longest in MAC history...Converted 14-of-20 field goals and 35-of-38 PATs for 77 points during career.

Personal: Attended North High School in Westerville, Ohio.

HEIGHT

6-3

YEAR W/BROWNS

1st

WEIGHT

260

YEAR IN NFL

4th

BIRTHDATE

July 21, 1975

COLLEGE

Walla Walla CC

HOW ACQUIRED

RFA (Was.) - '01

**MIKE
SELLERS****44****H-Back**

Games Played/Started: 1998 (14/1); 1999 (16/1, 2/0); 2000 (14/6).

Career Totals: 44 games, 8 starts.

Postseason Games: 2 games, 0 starts.

Career Transactions: Played in the Canadian Football League three seasons (1995-97)...Signed by Washington as a free agent on Feb. 11, 1998...Signed by Cleveland as a restricted free agent on March 14, 2001.

Career Highlights: Used as a blocking fullback, tight end, backfield receiver and special teams player during three-year NFL career...Caught 18 passes for 201 yards and 4 touchdowns over that span...Established career highs with 8 receptions and 2 touchdowns in 2000.

Seasonal Reviews

2000: Played in 14 games with six starts for Washington...Recorded career-high 8 receptions for 78 yards and 2 touchdowns...Recorded 1 rush for 2 yards...Played on all special teams units: punt return, punt coverage, kick return, kick coverage and field goal...Registered 13 special teams tackles, including 10 solos...Caught 1 pass for 14 yards vs. Arizona on Dec. 24...Inactive at Pittsburgh on Dec. 16 due to knee injury suffered in practice...Started at fullback at Dallas on Dec. 10...Started at fullback vs. New York Giants on Dec. 3...Started at fullback vs. Philadelphia on Nov. 26...Started at fullback and caught 2 passes for a season-high 13 yards at St. Louis on Nov. 20...Played at fullback and on special teams at Arizona on Nov. 5...Caught a 5-yard TD pass vs. Tennessee on Oct. 30...Played at fullback and on special teams at Jacksonville on Oct. 22...Led team with 15 special teams blocks vs. Baltimore on Oct. 15...Started at fullback and caught 1 pass for 12 yards at Philadelphia on Oct. 8...Caught 1 pass for 3 yards vs. Tampa Bay on Oct. 1...Started at fullback, caught 1 pass for 24 yards and recorded his first career NFL rush, a 2-yard carry at New York Giants on Sept. 24...Caught a 7-yard TD pass in the fourth quarter vs. Dallas on Sept. 18...Played first game of season and recorded 1 special teams tackle at Detroit on Sept. 10...Inactive (shoulder) vs. Carolina on Sept. 3.

1999: Performed multiple roles for the Redskins as a blocking fullback, tight end and on special teams...Caught 7 passes for a career-high 105 yards and 2 touchdowns...Led the Redskins with 124 special teams blocks...Tallied 17 special teams tackles (13 solos)...Played in all 16 regular-season games, starting one, and both playoff games...Credited with a season-high 14 special teams blocks at the New York Jets on Sept. 26...Caught 2 passes for 39 yards, including a 33-yard TD at Dallas on Oct. 24...Caught a 6-yard TD pass vs. Philadelphia on Nov. 28...Contributed as fullback, tight end and on special teams in both playoff games.

1998: Played mostly on special teams during rookie season...Finished third on team with 86 special teams blocks...Registered 9 special teams tackles...Returned 2 kickoffs for 33 yards (16.5 avg.)...Played in 14 games with one start...Caught 3 passes for 18 yards...Made first start at fullback at Dallas on Dec. 27 and caught 3 passes for 18 yards.

1995-97 (CFL): Played three seasons for the Edmonton Eskimos of the Canadian Football League...Played on both sides of the ball in 1997, making 27 tackles (10 solos) and 1 sack while rushing for 133 yards on 40 carries and catching 5 passes for 57 yards...Played in 17 games as defensive end in 1996, recording 23 tackles (16 solos) and 3 sacks...Spent the 1995 season on the Eskimos' reserve and injured lists after signing as a free agent.

College: Earned Juco All-America honors at linebacker at Walla Walla (Wash.) Community College...Sat out one

PLAYERS

Veterans

Mike Sellers *continued*

year because of family obligations...Became the youngest player to ever sign in the CFL when he reached a deal with the Edmonton Eskimos at age 19.

Personal: Was a standout prep player in football, basketball and track at North Thurston (Wash.) High School... As a senior, he was named Washington state's prep player of the year and the offensive player of the year... Rushed for more than 4,000 career yards and scored 36 TDs...Lives in Lacey, Wash. during the off-season...He and his wife, Nicole, have one child, Kayla.

SELLERS' SINGLE-GAME CAREER HIGHS

RUSHING ATTEMPTS: 1, at N.Y. Giants 9/24/00

RUSHING YARDS: 2, at N.Y. Giants 9/24/00

RECEPTIONS: 3, at Dallas 12/27/98

RECEIVING YARDS: 39, at Dallas 12/27/98

LONG RECEPTION: 33, at Dallas 12/27/98

TD's: 1, four times, last vs. Dallas 9/18/00

SELLERS' OFFENSIVE STATISTICS

Date	No.	RUSHING				RECEIVING				
		Yds	Avg.	Lg	TD	No.	Yds	Avg.	Lg	TD
1998 (Was.)	0	0	-	-	0	3	18	6.0	8	0
1999 (Was.)	0	0	-	-	0	7	105	15.0	33	2
2000 (Was.)	1	2	2.0	2	0	8	78	9.8	24	2
Career	1	2	2.0	2	0	18	201	11.2	33	4

**AARON
SHEA**
80
Tight End



HEIGHT
6-3
YEAR W/BROWNS
2nd

WEIGHT
244
YEAR IN NFL
2nd

BIRTHDATE
Dec. 5, 1976
COLLEGE
Michigan

HOW ACQUIRED
D (4b) - '00

Games Played/Started: 2000 (15/8).

Career Games: 15 games, 8 starts.

Career Transactions: Selected by the Cleveland Browns in the fourth round, 110th overall, in the 2000 NFL Draft.

Career Highlights: In his rookie season, appeared in 15 games, with 8 starts, and recorded 30 receptions for 302 yards and 2 TDs...Ranked eighth in the NFL among rookie receivers with 30 receptions...Recorded his first career TD reception vs. Pittsburgh on Sept. 17, 2000.

Seasonal Reviews

2000: In his rookie season, appeared in 15 games, including eight starting assignments and totaled 30 receptions for 302 yards and 2 TDs...Ranked eighth in the NFL among rookie receivers with his 30 receptions... Recorded the most receptions by a Browns TE since Ozzie Newsome in 1988 (35) and yards since Brian Kinchen in 1993 (347)...Recorded a reception in 13 of the 15 games he played...Made his first NFL start at Cincinnati on Sept. 10 and recorded a 30-yard reception in the Browns 24-7 win over the Bengals...Collected his first career NFL touchdown reception the following week vs. Pittsburgh on Sept. 17 with a 2-yard TD reception from QB Tim Couch in the Browns 23-20 win...Established a career-high 6 receptions for 76 yards at

Aaron Shea *continued*

Denver on Oct. 15, including a career-high 37-yard reception...Added his second TD reception of the season vs. New England on Nov. 12 with a 9-yard TD grab in the second quarter...Was inactive Week 13 at Baltimore on Nov. 26 with a thigh injury...Game 1 vs. Jacksonville (9/3): Made his NFL debut at tight end and played special teams...Recorded 1 reception for 24 yards early in the third quarter as Couch completed to Shea at the Jaguars 11-yard line, however, Shea fumbled (T. Slaughter) and was recovered by Jaguars LB Lonnie Marts...Game 2 at Cincinnati (9/10): Made his first NFL start at tight end and recorded a key third-down reception for a 30-yard gain to midfield to help sustain the Browns third TD drive...Also played special teams...Game 3 vs. Pittsburgh (9/17): Started at tight end and had 4 receptions for 43 yards, including his first NFL TD on a 2-yard toss from QB Couch on the Browns opening drive...Late in the third quarter, had a key reception on the Browns opening play from the 3-yard line with a 36-yard reception to the Browns 39-yard line as the drive concluded with a K Phil Dawson 28-yard FG to tie the contest, 20-20...Also played special teams...Game 4 at Oakland (9/24): Played tight end with 2 receptions for 7 yards...Also played special teams...Game 5 vs. Baltimore (10/1): Played tight end and special teams...Game 6 at Arizona (10/8): Started at tight end as the Browns opened in a two-tight end formation...Had 3 receptions for 13 yards (4.0 avg.)...Also played special teams...Game 7 at Denver (10/15): Started at tight end and recorded a career 6 six receptions for 76 yards, including a career-high long reception of 37 yards...3 of his 6 receptions were for first downs...Also played special teams...Game 8 at Pittsburgh (10/22): Started at tight end and recorded 1 reception for 21 yards...Also played special teams...Game 9 vs. Cincinnati (10/29): Played tight end with 1 reception for 3 yards...Also played special teams...Game 10 vs. N.Y. Giants (11/5): Played tight end with 4 receptions for 27 yards (6.8 avg.), including a long of 9 yards...Also played special teams...Game 11 vs. New England (11/12): Started at tight end as the Browns opened in a two-tight end formation...Had 1 reception for a 9-yard TD in the second quarter as the Browns opened a 10-3 lead...Also played special teams...Game 12 at Tennessee (11/19): Started at tight end with 1 reception for 9 yards...Left the game in the second quarter with an injury (thigh) and did not return...Game 13 at Baltimore (11/26): Inactive (thigh)...Game 14 at Jacksonville (12/3): Played tight end and also appeared on special teams...Game 15 vs. Philadelphia (12/10): Started at tight end as the Browns opened in a two-tight end formation...Had 3 receptions for 33 yards (11.0 avg.)...Also played special teams...Game 16 vs. Tennessee (12/17): Played tight end with 2 receptions for 8 yards (4.0 avg.)...Also played on special teams.

College: Career totals include 27 rushes for 104 yards and 68 catches for 574 yards and 5 touchdowns...In 1999, Super Sleeper Team and All-Big Ten Conference Second-Team selection by Sports Page.com... Lined up at fullback, gaining 31 yards on 11 carries (2.8 avg.)...Third on the team with 38 receptions for 289 yards (7.6 avg.) and 3 touchdowns...Credited with 40 knockdown blocks...In 1998, All-Big Ten Conference honorable mention...Appeared in 11 games, starting vs. Notre Dame, Iowa, Indiana, Wisconsin and Hawaii at fullback...Carried 16 times for 73 yards (4.6 avg.)...Fourth on the team with 16 receptions for 154 yards (9.6 avg.) and 1 touchdown...Recorded 4 tackles (3 solos)...In 1997, appeared in every game, starting vs. Michigan State at tight end...Finished with 9 receptions for 85 yards (9.4 avg.)...Recorded 5 solo tackles...In 1996, played in every game, earning a starting assignment at tight end vs. Penn State...Caught 5 passes for 46 yards (9.2 avg) and 1 touchdown...In 1995, redshirted as a freshman...Performed on the scout team as a fullback...Moved to tight end in spring drills after the season.

Personal: Active in the Cleveland community with assisting with various charitable events including The Cleveland Browns Foundation Tailgate Party and Golf Outing, United Way's Hometown Huddle program and building a home for Habitat For Humanity...All-America selection by *Super Prep* (rated the top tight end prospect in the country by that publication) and *Blue Chip Illustrated* (rated second in the nation) at Ottawa (Ill.) High...Rated the sixth-best defensive end prospect in the country by the National Recruiting Advisor...Added All-State honors...Lettered three times as a fullback, tailback, quarterback, linebacker, tight end and split end...Carried 123 times for 574 yards (4.7 avg.) with 10 touchdowns, caught 24 passes for 292 yards (12.1 avg.), including five scores, recorded 115 solo tackles, had 9 sacks and 3 interceptions as a senior...Enrolled in the College of Kinesiology as a sports management and communications major...Born Dec. 5, 1976...Resides in Ottawa, Ill.

SHEA'S SINGLE-GAME CAREER HIGHS

RECEPTIONS: 6 at Denver (10/15/00)

RECEIVING YARDS: 76 at Denver (10/15/00)

RECEIVING TD's: 1 vs. Pittsburgh (9/17/00); vs. New England (11/12/00)

LONG RECEPTION: 37 at Denver (10/15/00)

SHEA'S RECEIVING STATISTICS

Year	Rec.	Yards	Average	Long	TD
2000 (Cle.)	30	302	10.1	37	2
Career	30	302	10.1	37	2

MARK
SMITH
74



HEIGHT	YEAR W/BROWNS
6-4	1st
WEIGHT	YEAR IN NFL
294	5th
BIRTHDATE	COLLEGE
Aug. 28, 1974	Auburn
HOW ACQUIRED	
UFA (Ari.) - '01	

Defensive Tackle

Games Played/Started: 1997 (16/4); 1998 (14/13, 2/2); 1999 (2/0); 2000 (14/7).

Career Totals: 46 games, 24 starts.

Postseason Games: 2 games, 2 starts.

Career Transactions: Originally a seventh-round draft choice, 212th overall, in the 1997 NFL Draft...Agreed to terms with Cleveland as an unrestricted free agent on March 13, 2001.

Career Highlights: Four-year NFL veteran has 165 tackles, 113 solo and 18 sacks during his career...His 6 quarterback sacks in 1997 were a Cardinals rookie record for a defensive tackle and also led NFL rookie interior linemen.

Seasonal Reviews

2000: Played in 14 games with seven starts for Arizona...Recorded 33 tackles, 26 solos and 7 assists...Registered 3 sacks during the season...Tallied 5 tackles, 4 solos and 1 sack vs. Green Bay on Sept. 24...Recorded 3 tackles, all solo, vs. Cleveland on Oct. 8...Totaled 3 tackles, including 2 solos, vs. New Orleans on Oct. 29...Made 5 tackles, 3 solos and 2 assists, vs. Washington on Nov. 5...Registered 2 sacks vs. Baltimore on Dec. 17 and totaled a season-high 7 tackles, 6 solos and 1 assist.

1999: Contract holdout and early knee injury spoiled promising season...Limited to only two games...Played in nickel situations vs. San Francisco on Sept. 27 after agreeing to contract earlier in the week...Rotated at defensive tackle at Dallas on Oct. 3, providing 1 solo stop...Underwent arthroscopic procedure on right knee on Oct. 25...Placed on Injured Reserve for the remainder of season on Nov. 1.

1998: (Postseason) Totaled 5 tackles, 1 for loss and 1 hurry in 20-7 Wild-Card victory at Dallas on Jan. 2, 1999(1/2)...Rotated with Bernard Wilson at tackle in divisional playoff loss at Minnesota on Jan. 10, 1999... (Regular Season) Played in 14 games with 13 starts...Despite being limited by ankle injury, still led Cardinal defensive linemen with solo tackles (74 overall)...Led team with 8 tackles for loss...Finished second on club with 9 sacks...Recorded stretch of 5 sacks in five games during November, including 2 at Washington on Nov. 22.

1997: Earned numerous all-rookie honors at defensive tackle...Totaled 56 tackles and 6 sacks in 16 games, starting four...6 sacks were a Cardinal rookie record for a defensive tackle and led NFL rookie interior linemen...Ranked third on team with 12 quarterback hurries...Knocked down 5 passes at the line of scrimmage and forced 2 fumbles...Registered first NFL sack at Tampa Bay on Sept. 28...Made first NFL start at Dallas on Nov. 9 in place of injured Eric Swann and collected five tackles and a hurry.

College: Transferred to Auburn from Navarro (Texas) Junior College and Hinds (Miss.) Community College...

Mark Smith *continued*

Started 12 of 20 games in two seasons with the Tigers...Posted 74 tackles (42 solos), 14 tackles for loss, 11 sacks, 7 pass deflections and 2 forced fumbles...Started five games at defensive end as a senior before a knee injury limited his playing time...Tabbed third-best junior college linebacker and All-America at Hinds (Miss.) C.C. with 55 solo tackles and 13 sacks as a middle linebacker...Played freshman season at Navarro (Texas) J.C.

Personal: Born Aug. 28, 1974 in Vicksburg, Miss...Standout football start at Vicksburg (Miss.) H.S. despite playing only one season...Criminal justice major at Auburn...Wife, DeVaughn holds a bachelor's degree in education from Auburn...Has two sons.

SMITH'S SINGLE-GAME CAREER HIGHS

TACKLES: 11, at Kansas City 11/29/98

SACKS: 2, at Washington 11/22/98

SMITH'S DEFENSIVE STATISTICS

Year	TACKLES			Sacks No/Yds	Int's No/Yds	Passes Def.	Fumbles Rec./For.	Special Teams Tackles
	Total	Solo	Asst.					
1997 (Ari.)	56	31	25	6/-	0/0	5	0/2	0
1998 (Ari.)	74	54	20	9/-	0/0	2	1/2	0
1999 (Ari.)	2	2	0	0/-	0/0	0	0/0	0
2000 (Ari.)	33	26	7	3/-	0/0	0	0/0	0
Career	165	113	52	18/-	0/0	7	1/4	0

HEIGHT

6-2

YEAR W/BROWNS

3rd

WEIGHT

213

YEAR IN NFL

3rd

BIRTHDATE


Jan. 13, 1975

COLLEGE

California

HOW ACQUIRED

D (3b) - '99



MARQUIS
SMITH

21

Safety

Games Played/Started: 1999 (16/2); 2000 (16/16).

Career Totals: 32 games, 18 starts.

Career Transactions: Selected by the Cleveland Browns in the third round, 76th overall, in the 1999 NFL Draft.

Career Highlights: Had a career-high 97 tackles in 16 starts for Cleveland in 2000...Registered a career-high 11 tackles at Baltimore on Nov. 26, 2000...Received his first NFL start on Dec. 5, 1999 against the San Diego Chargers.

Seasonal Reviews

2000: Started 16 games at strong safety and recorded a career-high 97 tackles, including 52 solos, 1 sack for 4 yards and 4 passes defended...His 97 tackles ranked fourth on the club...Also added 8 special teams tackles...Recorded a career-high 11 tackles at Baltimore on Nov. 26...Had his first career NFL sack at Jacksonville on Dec. 3 with a 4-yard loss...Added a career high 2 passes defended at Cincinnati on Sept. 10 and at Arizona on Oct. 8...Game 1 vs. Jacksonville (9/3): Started at strong safety and recorded 5 tackles, including 2 solos...Game 2 at Cincinnati (9/10): Started at strong safety and recorded 8 tackles, 5 solos and

PLAYERS

Veterans

Marquis Smith *continued*

2 passes defended...His 8 tackles were second on the team...Game 3 vs. Pittsburgh (9/17): Started at strong safety and led the team with 10 tackles, including 6 solos...Part of the secondary which allowed the Steelers offense only 187 yards net passing...Game 4 at Oakland (9/24): Started at strong safety and recorded 6 tackles, 4 solos...Game 5 vs. Baltimore (10/1): Started at strong safety and recorded 4 tackles, 2 solos...Game 6 at Arizona (10/8): Started at strong safety and was tied for second on the club with 7 tackles, including 3 solos and also had 2 passes defended...Game 7 at Denver (10/15): Started at strong safety and recorded 5 tackles, including 3 solos...Game 8 at Pittsburgh (10/22): Started at strong safety and recorded 1 tackle as the defensive secondary held the Steelers to 105 net yards passing ...Also played special teams with 1 tackle...Game 9 vs. Cincinnati (10/29): Started at strong safety and had 7 tackles, including 5 solos...Game 10 vs. N.Y. Giants (11/5): Started at strong safety with 6 tackles, including 5 solos...Also contributed with 2 special teams tackles...Game 11 vs. New England (11/12): Started at strong safety with 4 tackles, including 3 solos...Game 12 at Tennessee (11/19): Started at strong safety with 7 tackles, including 3 solos, as the defense forced the Titans to turn the ball over a season-high 7 times (4 interceptions and 3 fumbles)...Also played special teams with 1 tackle...Game 13 at Baltimore (11/26): Started at strong safety with a career-high 11 tackles, including 5 solos...Also played special teams with 1 tackle...Game 14 at Jacksonville (12/3): Started at strong safety with 7 tackles, including 3 solo and 1 sack...Recorded his first career sack on Jaguars QB Mark Brunell for a 4-yard loss in the first quarter...Also played special teams with 2 tackles...Game 15 vs. Philadelphia (12/10): Started at strong safety with 3 tackles...Left the game briefly in the first quarter (leg) and returned in the second quarter...Also played special teams with 1 tackle...Game 16 vs. Tennessee (12/17): Started at strong safety with 6 tackles, including 3 solos...Also played special teams.

1999: Appeared in 16 games, including two starting assignments at safety, in his rookie season with the Browns...Had 31 total tackles, including 20 solos and also contributed on special teams with 12 tackles...Had perhaps his finest game of the season on Nov. 14 in Browns' 16-15 win at Pittsburgh as he contributed with most significant playing time of the season at safety and responded with 6 tackles and 1 pass broken up...Made his first start on Dec. 5 at San Diego in the UFO/Dime package and added 4 tackles...Also started at safety in regular season finale on Dec. 26 vs. Indianapolis with 3 tackles...Game 1 vs. Pittsburgh (9/12): Played in his first NFL game mainly on special teams, also recorded 1 defensive tackle in the fourth quarter...Game 2 at Tennessee (9/19): Saw limited action in a reserve role at safety and recorded 1 tackle...Also played on special teams...Game 3 at Baltimore (9/26): Saw limited action in a reserve role at safety and played on special teams...Recorded 4 solo special teams tackles...Game 4 vs. New England (10/3): Saw action in a reserve role at safety with 2 solo tackles...Also recorded 1 pass broken up...Also played special teams with 1 solo tackle...Game 5 vs. Cincinnati (10/10): Saw action in a reserve role at safety with 1 solo tackle...Also played special teams with 1 tackle...Game 6 at Jacksonville (10/17): Contributed in the secondary at safety with 2 solo tackles...Left the game in the third quarter with a mild concussion and did not return...Also played special teams...Game 7 at St. Louis (10/24): Saw action in a reserve role at safety with 1 solo tackle...Also played special teams with 1 tackle...Game 8 at New Orleans (10/31): Saw action in a reserve role at safety with 1 solo tackle...Also played special teams with 1 solo tackle...Game 9 vs. Baltimore (11/7): Saw action in a reserve role at safety with 1 solo tackle...Also played special teams...Game 10 at Pittsburgh (11/14): Had his most extensive action of the year at strong safety backing up Marquise Lee...Recorded 6 tackles, including 5 solos and 1 pass broken up...Also played special teams with 1 tackle...Game 11 vs. Carolina (11/21): Played safety in defensive packages with 2 tackles...Also played special teams with 1 solo tackle...Game 12 vs. Tennessee (11/28): Played safety with 3 tackles, including 2 solos...Also played special teams...Game 13 at San Diego (12/5): Started at free safety in UFO/Dime package and registered 4 tackles, including 3 solos... Also played special teams...Game 14 at Cincinnati (12/12): Played safety in dime package and also played special teams...Left the game in the third quarter with an injured left hand...Game 15 vs. Jacksonville (12/19): Played safety in dime package with 3 tackles, 1 solo...Game 16 vs. Indianapolis (12/26): Started at strong safety with 3 solo tackles...Also played special teams with one 1 tackle.

College: During four-year collegiate career, played in 42 games with 38 starts, totaling 247 tackles (154 solo), with 1 fumble recovery, 2 forced fumbles, 8 passes broken up and 5 interceptions for 26 yards...His senior year named *Football News* All-Pac 10 Conference first-team selection...Started every

Marquis Smith *continued*

game at strong safety...Finished second on the team with 68 tackles (40 solos)...Intercepted 1 pass and deflected 3 others...Recovered 1 fumble and had a stop for a 2-yard loss...His junior year named All-Pac 10 Conference honorable mention...Led the team with 72 tackles (49 solos) and had 3 stops for losses of 5 yards...Deflected a pass and intercepted another...Sophomore year moved into the starting lineup in the second game (vs. San Diego State) at free safety...Played there until shifting to strong safety in the eighth contest (vs. Arizona)...Second on the team with 89 tackles (53 solos)...Deflected 4 passes and intercepted three others...Freshman season recorded 18 tackles (12 solos) while starting vs. San Diego State, Fresno State, San Jose State and Southern California at free safety...Granted a medical redshirt in 1994.

Personal: Enjoys helping children through various initiatives such as visiting terminally ill children at Rainbow Babies and Children's Hospital, building a playground for youth with the United Way Hometown Huddle program, and organizing his own annual holiday toy drive for inner city youth, named the 'Holiday Blitz For Kids'...Earned First-Team All-Eastern League honors after leading Patrick Henry (San Diego, Calif.) High to a 7-4 record while serving as team captain as a senior...Finished his career with 241 tackles, 9 interceptions, 19 pass deflections and 7 fumble recoveries...Also caused 13 fumbles in his career...Best game came vs. San Diego High School with 17 tackles, 1 interception, 2 pass deflections, 1 forced fumble and one fumble recovered...Fine triple jumper and long jumper on prep track team...Social welfare major at California...Son of Floyd Smith and Barbara Duckett...Born Jan. 13, 1975 in San Diego, Calif...Cousin to the Bengals' Akili Smith and a high school teammate of the Saints' Ricky Williams...Has one son, Marquis Smith Jr.

SMITH'S SINGLE-GAME CAREER HIGHS

TACKLES: 11 at Baltimore 11/26/00

SACKS: 1 at Jacksonville 12/3/00

PASSES BROKEN UP: 2 at Cincinnati 9/10/00; at Arizona 10/8/00

SMITH'S DEFENSIVE STATISTICS

Year	TACKLES			Sacks No/Yds	Int's No/Yds	Passes Def.	Fumbles Rec./For.	Special Teams Tackles
	Total	Solo	Asst.					
1999 (Cle.)	31	21	10	0/0	0/0	2	0/0	12
2000 (Cle.)	97	52	45	1/4	0/0	4	0/0	8
Career	128	73	55	1/4	0/0	6	0/0	20

HEIGHT

6-3

YEAR W/BROWNS

1st

WEIGHT

240

YEAR IN NFL

1st

BIRTHDATE

Oct. 29, 1977

COLLEGE

Miami

HOW ACQUIRED

FA - '01

MICHAEL
SMITH

40

Linebacker

Career Transactions: Signed by Cleveland on April 11, 2001.

College: Started 23 of 31 games during college career at Miami, totaling 162 tackles, 7 tackles for loss and 4 sacks...Three-year starter until knee injury in third game of 1999 season ended his senior campaign...Started all three games played in 1999 and totaled 15 tackles including 5 solo stops...Credited with 2 tackles for loss and 1 fumble recovery...Started eleven games at weakside linebacker as a junior during 1998 season...Tallied 68 tackles with 29 solo stops, 4 tackles for loss and 3 sacks...Posted a career best 17-tackle

PLAYERS

Veterans

Michael Smith *continued*

performance in upset win over UCLA...Named Butkus Award candidate prior to sophomore season in 1997... Appeared in eleven games with ten starts...Registered 69 tackles, including 37 solos...Added 3 tackles for loss, 2 fumbles recoveries, 1 sack and 1 forced fumble...Recorded 16 tackles at Pittsburgh and recovered a fourth-quarter fumble...Had 8 tackles, including 2 for loss, and 1 sack vs. Arkansas State...Earned varsity letter playing in seven games as a backup strongside linebacker during 1996 freshman season...Totaled 10 tackles including 6 solo stops.

Personal: Born Oct. 29, 1977...Full name is Michael Deonte Smith...Sociology major at Miami...Played high school football at Suncoast High in Riviera Beach, Fla...Earned *BlueChip Illustrated* and *SuperPrep* All-America honors...Voted team MVP and two-time captain...Lettered three years in basketball, averaging 20 points per game, and two years in track.

**RAHSHON
SPIKES**
47



HEIGHT	YEAR W/BROWNS
5-10	2nd
WEIGHT	YEAR IN NFL
206	1st
BIRTHDATE	COLLEGE
Oct. 16, 1977	North Carolina State
HOW ACQUIRED	
FA - '00	

Running Back

Games Played/Started: 2000 (0/0).

Career Totals: 0 games, 0 starts.

Transactions: Signed by Cleveland as an undrafted rookie free agent April 17, 2000...Waived by Cleveland on Aug. 27, 2000...Signed by Cleveland to the club's practice squad on Aug. 30, 2000...In 2001, allocated by Cleveland to Frankfurt as part of NFL Europe.

Seasonal Reviews

2000: Spent the entire regular season on the Browns practice squad.

College: As a senior, played in ten games, leading the team with 140 carries for 636 yards (4.5 avg) and 4 touchdowns...Caught 7 passes for 117 yards (16.7 avg) and 2 scores...Returned 5 kickoffs for 100 yards (20.0 avg)...Averaged 85.3 all-purpose yards per game. As a junior, appeared in seven games, carrying 99 times for 381 yards (3.8 avg) and a touchdown...Caught 7 passes for 111 yards (15.9 avg)...Returned 2 kickoffs for 47 yards (23.5 avg)...Averaged 77.0 all-purpose yards per game...As a sophomore, valuable reserve who saw action in every game, earning the team's "12th Man" Award...Third on the team with 67 carries for 297 yards (4.4 avg) and 6 touchdowns...Caught 4 passes for 42 yards (10.5 avg)...Returned 17 kickoffs for 366 yards (21.5 avg). As a freshman, played in every game as a reserve tailback, carrying 45 times for 132 yards (2.9 avg)...Snatched 3 passes for 25 yards (8.3 avg) and returned 12 kickoffs for 318 yards (26.5 avg).

Personal: Born Oct. 16, 1977...Resides in Meriden, Conn....Involved in the community through The Cleveland Browns Foundation, United Way and serving Thanksgiving Dinner during the holiday season... Became Connecticut's record holder for touchdowns (77), scoring (542 points) and all-purpose yards (6,876 yards) during his four-year career at Maloney (Meriden, Conn.) High...Started all four years and never missed a game...Gained 1,406 yards on 241 carries and scored 23 touchdowns as a senior...Also returned 7 punts and kickoffs for touchdowns in his career...Named to the prestigious *Parade* All-America team...Second-Team All-America selection by *USA Today*...Honorable mention All-America by Collegiate Sports of America...Rated the fourth best prospect in the East Region and an All-America by *Prep Football Report*...Received All-America honors from *Blue Chip Illustrated*...Only the second athlete in Connecticut history to earn All-State honors three times...Played forward in basketball his junior and senior seasons, averaging 16 points per game...Also ran the 100-meter dash in track.

HEIGHT	YEAR W/BROWNS
6-4	3rd
WEIGHT	YEAR IN NFL
314	3rd
BIRTHDATE	COLLEGE
July 26, 1976	Troy State
HOW ACQUIRED	
D (6a) - '99	



**MARCUS
SPRIGGS**

91

Defensive Tackle

Games Played/Started: 1999 (10/0); 2000 (8/0).

Career Totals: 18 games, 0 starts.

Career Transactions: Selected by the Cleveland Browns in the sixth round, 174th overall, in the 1999 NFL Draft.

Career Highlights: Made his NFL debut Sept. 19, 1999 at Tennessee and recorded 2 tackles, 1 solo... Established a career-high 5 tackles Nov. 7, 1999 vs. Baltimore.

Seasonal Reviews

2000: In second season with the Browns, appeared in eight regular-season games with 10 tackles, including 9 solos, 2 sacks for 18 yards, 1 forced fumble and 1 fumble recovery...Finished the second half of the season on a strong note with increased playing time...Inactive for the team's first six games of the regular season... Saw first action at Denver on Oct. 15 with 1 solo tackle...Recorded a career-high 2 sacks vs. Philadelphia on Dec. 10 and also forced a fumble...Registered a fumble recovery vs. New England on Nov. 12... Had a season-high 4 tackles at Jacksonville on Dec. 3...Game 1 vs. Jacksonville (9/3): Inactive...Game 2 at Cincinnati (9/10): Inactive...Game 3 vs. Pittsburgh (9/17): Inactive...Game 4 at Oakland (9/24): Inactive...Game 5 vs. Baltimore (10/1): Inactive...Game 6 at Arizona (10/8): Inactive...Game 7 at Denver (10/15): Played defensive tackle with 1 solo tackle...Game 8 at Pittsburgh (10/22): Inactive...Game 9 vs. Cincinnati (10/29): Played defensive tackle...Game 10 vs. N.Y. Giants (11/5): Played defensive tackle with 1 solo tackle...Game 11 vs. New England (11/12): Played defensive tackle with 1 recovered fumble and 1 quarterback pressure on Patriots QB Drew Bledsoe...On the first play of the fourth quarter, recovered a fumble at the New England 32-yard line by Patriots QB Bledsoe as he was sacked by DT Stalin Colinet, which led to a Browns FG and a 19-3 lead...Game 12 at Tennessee (11/19): Played defensive tackle...Game 13 at Baltimore (11/26): Inactive... Game 14 at Jacksonville (12/3): Played defensive tackle with 4 tackles, including 3 solos...Game 15 vs. Philadelphia (12/10): Played defensive tackle with 2 solo tackles, 1 forced fumble and 2 sacks for 18 yards...Recorded his first sacks of his NFL career with 2 sacks on Eagles QB Donovan McNabb...His first sack was for a 0 yard loss... Second sack was for an 18-yard loss as Spriggs sacked Eagles QB Donovan McNabb at the Eagles 30-yard line and forced the fumble, which was recovered by Browns DE Keith McKenzie and returned 29 yards to the Eagles 1-yard line...Game 16 vs. Tennessee (12/17): Played defensive tackle with 2 solo tackles.

1999: In his rookie season with the Browns, witnessed his playing time increase throughout the season at defensive tackle and also played special teams...Appeared in 10 games and recorded 17 tackles including 9 solos...Made his NFL debut Sept. 19 at Tennessee and recorded 2 tackles, 1 solo...Forced a fumble Oct. 31 at New Orleans...Recorded a career high 5 tackles vs. Baltimore Nov. 7...In week 11 vs. Carolina on Nov. 21, left the game in the third quarter with a shoulder sprain...Was placed in injured reserve Nov. 23, 1999 with the shoulder injury...Game 1 vs. Pittsburgh (9/12): Inactive...Game 2 at Tennessee (9/19): Played in his first NFL game and recorded 2 tackles, 1 solo and 1 assist...Game 3 at Baltimore (9/26): Saw limited action in a reserve role at left tackle and played on special teams...Game 4 vs. New England (10/3): Saw action at defensive tackle and recorded 3 tackles, including 2 solos...Also played special teams...Game 5 vs. Cincinnati (10/10): Saw reserve role at defensive tackle and recorded 2 solo tackles and 1 pass broken up...Game 6 at Jacksonville (10/17): Saw limited action at defensive tackle and played on special teams...Game 7 at St. Louis (10/24): Saw action at defensive tackle and played on special teams...Game 8 at New Orleans (10/31): Saw action at defensive tackle with 3 tackles, including 1 solo, and 1 hit on Saints QB Billy Joe Tolliver...Forced a fumble by Saints RB Ricky Williams in the fourth quarter, which was recovered by James Williams on the Browns 12-yard line...Game 9 vs. Baltimore (11/7): Replaced Darius Holland (knee) at defensive tackle in the first quarter...

PLAYERS

Veterans

Marcus Spriggs *continued*

Recorded a career-high 5 tackles, including 2 solos...Game 10 at Pittsburgh (11/14): Played defensive tackle and had 1 hit on Steelers QB Kordell Stewart...Game 11 vs. Carolina (11/21): Played defensive tackle with 2 tackles, 1 solo...Left the game in the third quarter with a shoulder injury and did not return...Placed on Injured Reserve Nov. 23 with shoulder injury.

College: Began his collegiate career at Ohio State and then played two seasons (1997-98) at Troy State...In two years at Troy State, started in 20 games with 135 tackles (79 solos)...His senior year in 1998 at Troy State named All-Southland Football League First-Team choice...Started 10 games at strongside defensive tackle...Served as team captain...Recorded 52 tackles (32 solos) with 6.5 sacks for minus 47 yards, 13 stops for losses of 63 yards and 19 QB pressures...His junior year at Troy State named All-Southland Football League First-Team choice...Second on the team with 83 tackles (47 solos)...Had 3 sacks and 9 stops for losses of 33 yards...Blocked 2 kicks and made 5 QB pressures...Sat out the 1996 year under NCAA transfer rules...In 1995 played sparingly at Ohio State, finishing with 2 tackles...In 1994, redshirted as a freshman at Ohio State.

Personal: Participates in community programs by handing out turkeys to low-income residents in Greater Cleveland area and has helped build a home for the Habitat for Humanity program...At Woodson (Washington, D.C.) High named *USA Today* and *Washington Post* Washington D.C. Area Defensive Player of the Year...Recorded 52 tackles with 9 sacks and also handled placekicking duties as the team won the division and city titles in his final year...Also lettered in basketball and baseball...Majored in criminal justice...Born July 26, 1976...Resides in Washington, D.C.

SPRIGGS' SINGLE-GAME CAREER HIGHS

TACKLES: 5 vs. Baltimore 11/7/99

SACKS: 2 vs. Philadelphia 12/10/00

RECOVERED FUMBLE: 1 vs. New England 11/12/00

FORCED FUMBLE: 1 at New Orleans 10/31/99; vs. Philadelphia 12/10/00

SPRIGGS' SINGLE-GAME CAREER HIGHS

Year	TACKLES			Sacks	Int's	Passes	Fumbles	Special Teams
	Total	Solo	Asst.	No/Yds	No/Yds	Def.	Rec./For.	Tackles
1999 (Cle.)	17	7	10	0/0	0/0	1	0/1	0
2000 (Cle.)	10	9	1	2/18	0/0	0	1/1	0
Career	27	16	11	2/18	0/0	1	1/2	0

KEVIN
THOMPSON
16

Quarterback



HEIGHT

6-5

WEIGHT

236

BIRTHDATE

July 27, 1977

HOW ACQUIRED

FA - '00

YEAR W/BROWNS

2nd

YEAR IN NFL

2nd

COLLEGE

Penn State

Games Played/Started: 2000 (1/0).

Career Totals: 1 game, 0 starts.

Career Transactions: Signed by Cleveland as an undrafted rookie free agent April 17, 2000...Waived by Cleveland on Sept. 13, 2000...Signed by Cleveland as a free agent Oct. 20, 2000...In 2001, allocated by Cleveland to Frankfurt as part of NFL Europe.

Career Highlights: Made his NFL debut at Jacksonville on Dec. 3 late in the fourth quarter and completed his first NFL pass for an 8-yard completion.

Kevin Thompson *continued*

Seasonal Reviews

2000: Began his rookie season with the Browns in training camp before being waived on Sept. 13, 2000... Following the injury to starting QB Tim Couch, re-signed to active roster on Oct. 20, 2000 as the third QB... Was listed as the club's third QB for the next six games... Made his NFL debut at Jacksonville on Dec. 3 replacing starting QB Spergon Wynn late in the fourth quarter and completed his only pass for 8 yards... Injured his ankle the following week in practice and was inactive vs. Philadelphia on Dec. 10 before being placed on Reserve Injured list on Dec. 11, 2000... Game 8 at Pittsburgh (10/22): Inactive, third QB... Game 9 vs. Cincinnati (10/29): Inactive, third QB... Game 10 vs. N.Y. Giants (11/5): Inactive, third QB... Game 11 vs. New England (11/12): Inactive, third QB... Game 12 at Tennessee (11/19): Inactive, third QB... Game 13 at Baltimore (11/26): Inactive, third QB... Game 14 at Jacksonville (12/3): Made his NFL debut by replacing starting quarterback Spergon Wynn late in the fourth quarter... Completed his first NFL pass for an 8-yard completion to RB Jamel White... Also had 1 rush for 0 yards... Game 15 vs. Philadelphia (12/10): Inactive, third QB... Placed on Injured Reserve on Dec. 11, 2000.

College: His 131.8 pass efficiency rating as a senior was fifth in the Big Ten and 30th in the nation... Co-captain... First QB in school history with 3 70-yard pass plays in a career, all of which occurred in 1999... His senior season, was 133-of-242 (55.0) for 1,916 yards, with 13 TDs, 9 interceptions and had 32 carries for 7 yards... Was 5-of-8 for 135 yards, with TD passes of 37 and 60 yards, and 1 interception vs. Arizona... Was 5-of-8 for 188 yards and 2 touchdowns vs. Akron... Completed touchdown passes of 65 and 71 yards, first time PSU had 2 TD passes of 60 yards in same game since Army, 1971... Was 17-of-29 for 332 yards, with 2 interceptions vs. Pittsburgh... Broke career-high for pass attempts, while completions were second-best and yardage third-best... Hit Eddie Drummond on 51-yard streak to set-up game-winning field goal with 1:20 to play... Added 1 rush for 11 yards vs. Pittsburgh... Was 9-of-15 for 147 yards with a 79-yard TD in win over Miami... Connected with Chafie Fields for game-winning score with 1:41 to play, PSU's longest pass play in five years... Was 7-of-12 for 86 yards vs. Indiana... Was 11-of-19 for 106 yards at Iowa... Completed 6-of-10 passes for 67 yards, including a 6-yard TD toss to Mike Ceremele vs. Ohio State... Completed 9-of-15 passes for 173 and 2 TDs at Purdue... Connected with Eddie Drummond for a 39-yard TD toss and hit Chafie Fields with a 78-yard scoring strike (second longest of career) on the first play of the second half in win vs. Boilermakers... Also had 1 rush for 9 yards at Purdue... Completed 16-of-27 passes for 176 yards including a 13-yard TD strike to Chafie Fields in win at Illinois... Rushed 2 times for 37 yards including a career-best 33-yard scramble vs. the Fighting Illini... Completed 12-of-27 passes for 158 yards, including a 17-yard TD strike vs. Minnesota... Rushed 1 time for 4 yards vs. Gophers... Completed 19-of-37 passes for 263 yards, including a 38-yard TD strike to Eddie Drummond vs. Michigan... His completions tied career-high, attempts were a career-high and yardage was career second-best... Completed 17-of-35 passes for 185 yards and 2 touchdowns vs. Michigan State... Did not play in Alamo Bowl due to shoulder injury.

THOMPSON'S SINGLE-GAME CAREER HIGHS

PASSING ATTEMPTS: 1 at Jacksonville 12/3/00

COMPLETIONS: 1 at Jacksonville 12/3/00

PASSING YARDS: 8 at Jacksonville 12/3/00

LONG PASS: 8 at Jacksonville 12/3/00

RUSHING ATTEMPTS: 1 at Jacksonville 12/3/00

RUSHING YARDS: 0 at Jacksonville 12/3/00

LONG RUSH: 0 at Jacksonville 12/3/00

THOMPSON'S CAREER PASSING STATISTICS

Year	GP-GS	Att.	Comp.	Pct.	Yards	TD	Int.	Long	Sacks	Yards	Rating
2000 (Cle.)	1-0	1	1	100.0	8	0	0	8	0	0	100.0
Career	1-0	1	1	100.0	8	0	0	8	0	0	100.0

THOMPSON'S CAREER RUSHING STATISTICS

Year	No.	Yards	Avg.	Long	TD
2000 (Cle.)	1	0	0.0	0	0
Career	1	0	0.0	0	0

PLAYERS

Veterans

MIKE THOMPSON 96

Defensive Tackle

**HEIGHT**

6-4

WEIGHT

295

BIRTHDATE

Dec. 22, 1971

HOW ACQUIRED

ED (Cin.) - '99

YEAR W/BROWNS

3rd

YEAR IN NFL

5th

COLLEGE

Wisconsin

Games Played/Started: 1995 (2/0); 1996 (0/0); 1997 (0/0); 1998 (10/0); 1999 (10/0); 2000 (13/0).

Career Totals: 35 games, 0 starts.

Career Transactions: Originally drafted by Jacksonville as a fourth-round choice, 123rd overall, in 1995 NFL Draft...Signed by Green Bay Jan. 2, 1996 as a free agent...Waived by Green Bay Aug. 25, 1996...Signed by Kansas City as a free agent Aug. 22, 1997...Waived by Kansas City Aug. 29, 1997...Signed by Cincinnati as a free agent on Dec. 15, 1997...Selected by the Cleveland Browns Feb. 9, 1999 in the 1999 NFL Expansion Draft.

Career Highlights: Recorded a career-high 28 tackles and 1 sack in 13 games for Cleveland in 2000...Registered a career-high 6 tackles at Tennessee on Nov. 19, 2000...Appeared in his first NFL game with Jacksonville vs. Indianapolis on Dec. 10, 1995.

Seasonal Reviews

2000: In second season with Cleveland, appeared in 13 games at left defensive tackle with a career-high 28 tackles, including 19 solos, 1 sack for 5 yards and 1 forced fumble...Saw reserve action at defensive tackle before his season ended Week 13 at Baltimore on Nov. 26 with a knee injury...Recorded his first career NFL sack at Cincinnati on Sept. 10 on a 5-yard sack on Bengals QB Akili Smith...Established a career-high 6 tackles at Tennessee on Nov. 19...Had a forced fumble at Baltimore on Nov. 26...Game 1 vs. Jacksonville (9/3): Played left defensive tackle and recorded 2 solo tackles...Game 2 at Cincinnati (9/10): Played left defensive tackle and recorded 2 tackles, 1 solo, 1 sack for 5 yards and 2 QB pressures...Recorded his first career sack in the fourth quarter of Bengals QB Akili Smith for a 5-yard loss and forced a fourth-and-15 from the Bengals 34-yard line...Game 3 vs. Pittsburgh (9/17): Played left defensive tackle with 2 tackles, including 1 solo and 1 quarterback pressure on Steelers QB Kent Graham...Game 4 at Oakland (9/24): Played left defensive tackle with 3 tackles and 1 quarterback pressure on Raiders QB Rich Gannon...Game 5 vs. Baltimore (10/1): Played left defensive tackle with 1 tackle and 1 quarterback pressure on Ravens QB Tony Banks...Game 6 at Arizona (10/8): Played left defensive tackle with 1 solo tackle...Game 7 at Denver (10/15): Inactive (hamstring)...Game 8 at Pittsburgh (10/22): Played left defensive tackle with 3 solo tackles and 1 quarterback pressure...Game 9 vs. Cincinnati (10/29): Played left defensive tackle with 5 tackles, 2 solos and 1 quarterback pressure on Bengals QB Akili Smith...Game 10 vs. N.Y. Giants (11/5): Played left defensive tackle with 1 tackle...Game 11 vs. New England (11/12): Played left defensive tackle...Game 12 at Tennessee (11/19): Played left defensive tackle with a career high 6 solo tackles as the defense forced the Titans to turn the ball over a season-high 7 times (4 interceptions and 3 fumbles)...Game 13 at Baltimore (11/26): Played left defensive tackle with 2 tackles and 1 forced fumble...Left the game in the fourth quarter (knee) and did not return...Placed on Reserve-Injured list on Nov. 28.

1999: Appeared in 10 regular season games and finished the season with 27 tackles (15 solos)...Game 1 vs. Pittsburgh (9/12): Played left tackle on defensive line rotation and recorded 4 tackles, 2 solos and 2 assists, 1 quarterback pressure and 1 quarterback hit...Game 2 at Tennessee (9/19): Inactive...Game 3 at Baltimore (9/26): Saw limited action in a reserve role at defensive tackle and recorded 1 solo tackle...Also played on special teams...Game 4 vs. New England (10/3): Saw reserve role at defensive tackle and also played special teams...Game 5 vs. Cincinnati (10/10): Saw action at defensive tackle and played on special teams...Game 6 at Jacksonville (10/17): Inactive...Game 7 at St. Louis (10/24): Inactive...Game 8 at New Orleans (10/31): Inactive...Game 9 vs. Baltimore (11/7): Inactive...Game 10 at Pittsburgh (11/14): Played defensive tackle with 3 tackles, including 1 solo...Game 11 vs. Carolina (11/21): Inactive...Game 12 vs.

Mike Thompson *continued*

Tennessee (11/28): Played defensive tackle with 3 solo tackles...Also recovered a fumble by Titans RB Eddie George in the fourth quarter at the Browns 44-yard line...Game 13 at San Diego (12/5): Played defensive tackle with 4 tackles, including 2 solos...Game 14 at Cincinnati (12/12): Played defensive tackle with 3 tackles, including 2 solos...Recovered a fumble by Bengals RB Corey Dillon at the Browns 22-yard line forced by LB Wali Rainer...Game 15 vs. Jacksonville (12/19): Played defensive tackle with 4 tackles, including 1 solo and 1 hit on Jaguars QB Mark Brunell...Game 16 vs. Indianapolis (12/26): Played defensive tackle with 5 tackles, including 3 solos.

1998: In first full season with Cincinnati, appeared in 10 games and earned the number 2 nosetackle position before having season cut short by back soreness...Recorded 7 tackles, 3 solos and 0.5 sacks...Had 2 assisted tackles on Sept. 20 vs. Green Bay and teamed with Tom Tumulty for 12-yard sack on Brett Favre in fourth quarter...Sack on Favre pushed Packers back from a second-and-goal at the Bengals' 5-yard line, leading Green Bay to settle for field goal...Had 1 solo tackle on Sept. 27 at Baltimore...Inactive due to back soreness on Nov. 1 vs. Denver...Played in next three games, including 2 tackle (1 solo) production on Nov. 29 vs. Jacksonville, but was inactive for the season's final five games due to back soreness.

1997: Signed Jan. 2 with Green Bay as a free agent...Did not play in 1996 post-season for Packers... Played in three pre-season games in 1997 and was waived Aug. 18...Signed Aug. 21 by Kansas City, and waived by Chiefs on Aug. 28...Signed by Bengals on Dec. 15, and on weekly inactive list for season's final game.

1996: Opened training camp with Jacksonville and was waived on Aug. 25.

1995: Drafted by Jacksonville and played in two games his rookie season...Appeared in first NFL game on Dec. 10 vs. Indianapolis and recorded 1 tackle...Also appeared on Dec. 24 vs. Cleveland and had 1 tackle...On weekly inactive list for the other 14 games.

College: Started all 46 games during his Badgers career...Had 6 sacks and 14 tackles for loss as a senior, when he made All-Big Ten First-Team and played in Hula Bowl as well as East-West Shrine Game...Redshirted as a true freshman in 1990, and made All-Big Ten honorable mention list in 1991-93.

Personal: Hometown is Portage, Wis., where he was a two-time All-South Central Conference selection as a linebacker and tight end at Portage High School...Also lettered in high school in track and wrestling...Married, wife Josette, and have two children, Colin, 7, and Alexis, 4...Hobbies include hunting, fishing and golf...Rural sociology major at Wisconsin...Full name is Michael John Thompson.

THOMPSON'S SINGLE-GAME CAREER HIGHS

TACKLES: 6 at Tennessee (11/19/00)

SACKS: 1 at Cincinnati (9/10/00)


THOMPSON'S DEFENSIVE STATISTICS

Year	TACKLES			Sacks No/Yds	Int's No/Yds	Passes Def.	Fumbles Rec./For.	Special Teams Tackles
	Total	Solo	Asst.					
1995 (Jac.)	2	0	2	0/0	0/0	0	0/0	0
1996	Did Not Play							
1997 (Cin.)	0	0	0	0/0	0/0	0	0/0	0
1998 (Cin.)	7	3	4	0.5/6	0/0	0	0/0	0
1999 (Cle.)	27	15	12	0/0	0/0	0	2/0	0
2000 (Cle.)	28	19	9	1/5	0/0	0	0/1	0
Career	64	37	27	1.5/11	0/0	0	2/1	0

PLAYERS

Veterans

ROSS
VERBA
77



HEIGHT 6-4	YEAR W/BROWNS 1st
WEIGHT 308	YEAR IN NFL 5th
BIRTHDATE Oct. 31, 1973	COLLEGE Iowa
HOW ACQUIRED UFA (G.B.) - '01	

Offensive Lineman

Games Played/Started: 1997 (16/11, 3/3); 1998 (16/16, 1/1); 1999 (11/10); 2000 (16/16).

Career Totals: 59 games, 53 starts.

Postseason Games: 4 games, 4 starts.

Career Transactions: Originally a first round draft choice, 30th overall, in the 1997 NFL Draft...Signed by Cleveland as an unrestricted free agent on March 23, 2001.

Career Highlights: In four seasons with Green Bay, started in 53 of 59 games... Made his first career NFL start at left tackle vs. Tampa Bay on Oct. 5, 1997, replacing starter John Michels (leg injury) and never relinquished the starting spot...Started 16 games at left guard for the Packers after starting his first three seasons at left tackle.

Seasonal Reviews

2000: Started all 16 regular-season games for the Packers at left guard...Helped pave the way for the Packers ranking seventh in the NFC in offense as RB Ahman Green rushed for 1,175 yards and QB Brett Favre threw for 3,812 yards passing...Was the Packers' starter at left guard after moving inside from left tackle, where he had spent his first three NFL seasons, during the off-season...Started all 16 games for the second time in his career (also 1998)...Helped Green Bay to average better than 100 yards rushing per game (102.7) for the first time since its most recent Super Bowl campaign (1997)...Had a big hand in neutralizing Buccaneers Pro Bowl defensive tackle Warren Sapp in overtime win over Tampa Bay on Dec. 24 to close the year...Earlier, had helped hold the Bucs' fierce pass rush to only 1 sack in the initial meeting of the teams, in Tampa on Nov. 12...Threw a critical block on both of Ahman Green's touchdown runs in 28-6 victory at Chicago on Dec. 3...Helped pave the way as Green rushed for a career-high 161 yards in upset victory at Minnesota on Dec. 17. Suffered a mild concussion late in win over Indianapolis on Nov. 19, but was able to play eight days later at Carolina.

1999: Was Green Bay's starting left tackle before being derailed by knee problems late in the season...Saw action in 11 contests, including 10 starts, he was inactive for the other five...Started the Packers' first 10 games before injuring his right knee in the second quarter of victory over Detroit on Nov. 21...On Nov. 22, underwent arthroscopic surgery to repair cartilage damage (lateral meniscus)...Was inactive for the next three games—at San Francisco on Nov. 29, at Chicago on Dec. 5 and vs. Carolina on Dec. 12...After returning to practice the week of the Panthers game, made measured return to game action the following week at Minnesota on Dec. 20, subbing in periodically for Wahle, who had started in his place...Subsequently experienced soreness in his surgical knee leading up to the ensuing week's game at Tampa Bay on Dec. 26, he ultimately was inactive for the Bucs' contest and the season finale vs. Arizona on Jan. 2, 2000...Inactive status vs. San Francisco ended his consecutive games played streak at 42 (46 including playoffs), a skin that included 37 straight starts.

1998: Started all 16 regular-season games at left tackle for the first time, appearing in every contest for the second straight year...Also started the Packers' NFC Wild Card contest at San Francisco...In the playoff loss to the 49ers on Jan. 3, 1999, helped running back Dorsey Levens reach a Green Bay postseason record 116 yards rushing...With his offensive line mates, helped clear way for a season-high 178 yards on the ground in win over Philadelphia on Nov. 29...Limited Baltimore's Michael McCrary, the AFC's second-leading sacker, to just 2 tackles and no sacks in Green Bay's 28-10 win over the Ravens on Oct. 25...Had to leave first Vikings contest on Oct. 5 in the second quarter after suffering a shin injury when Minnesota nose tackle Jerry Ball fell on his leg...

Ross Verba continued

Returned to start the next week's contest at Detroit on Oct. 15...Started season-opening, 38-19 win over Detroit on Sept. 6, though he briefly missed some action with a sprained ankle.

1997: Played in all 16 games, starting the final 11 contests at left tackle...Also started all three playoff games, including Super Bowl XXXII - becoming the first rookie ever to start at left tackle in the Super Bowl... Garnered all-rookie honors from Pro Football Writers of America/*Pro Football Weekly*, *College & Pro Football Newsweekly* and *Football News*...Took advantage of opportunity when injuries sidelined incumbent left tackle John Michels in two early-season contests...Primarily playing on special teams in Green Bay's first five contests, saw initial action at left tackle vs. Minnesota on Sept. 21 when he stepped in for an injured Michels (leg) after the first offensive series and played the remainder of the game...A week later at Detroit on Sept. 28, replaced an injured Michels (knee) in the third quarter and played the duration...Subsequently made his first NFL start the ensuing week vs. Tampa Bay on Oct. 5, he played well enough to cement the starting spot...Helped pave the way as the Packers set a season-high rushing total of 220 yards in 45-17 win over the Cowboys on Nov. 23, including Levens' club-record 190 yards on the ground...Also assisted in Green Bay's 218-yard rushing effort at Carolina on Dec. 14...Turned in an outstanding performance in NFC Championship Game victory at San Francisco on Jan. 11, 1998, holding the 49ers' Chris Doleman without a sack and helping to open up running lanes for Levens...A tight end in high school, earlier in the season had seen playing time on the offensive line as an eligible receiver vs. Chicago on Sept. 1, when regular tight ends Mark Chmura and Jeff Thomason suffered knee and ankle injuries, respectively...In initial game vs. Detroit, was on the unsuccessful receiving end of a Favre pass in the end zone as he ran a pattern as an eligible receiver...Drafted in the first round, 30th overall, by Green Bay in the 1997 NFL Draft.

College: A four-year starter for the University of Iowa (1993-96)...Started 35 career games for Iowa after moving from tight end to offensive tackle prior to the start of the 1993 season...An intense and tireless worker on the field, he earned the team's offensive hustle award six times during his college career and received the 'Coaches Hustle Award' for offense in 1996...Was a First-Team All-Big Ten selection as a senior, when he started all 12 games at left tackle...Honored as the school's 'co-Most Valuable Player', he also served as one of four co-captains for the entire '96 season...Earned offensive MVP honors three times—vs. Penn State, Illinois and Wisconsin—plus offensive hustle award vs. Indiana and Northwestern...Was the leader of an offensive line that paved the way for running back Sedrick Shaw to gain over 1,000 yards rushing for the third straight season...Selected to play in the Senior Bowl...An injury-plagued junior year, started seven contests...Had started the first five games of the season before a sprained ankle vs. Indiana forced him to miss the next two contests...Was injured a second time at Northwestern...Saw action, but did not start, in the final two regular-season contests...Played in all 11 regular-season games as a sophomore, making 10 starts...Member of 1994 offensive line that helped Iowa to 2,431 yards rushing, the third-best total in school history, and allowed just 10 sacks in 11 games...As a redshirt freshman, saw action in nine games, starting the final six contests...Was redshirted in 1992...Majored in sports management.

Personal: Given name Ross Robert Verba...Born in Des Moines, Iowa...Married the former Jill Welle, and the couple have one son, Jaden (born Feb. 21, 2000)...A *Parade* All-America selection as a senior tight end at Dowling High School in West Des Moines, Iowa...Also was picked as Iowa's 'Player of the Year' by *Parade*... Earned all-state and all-conference honors as well...Served as a captain and was named team MVP...Caught 35 passes for 434 yards and 7 touchdowns his senior year as team went 9-2...Had moved to tight end as a junior after starting high school career as an offensive lineman...Also played defensive end, making 75 tackles and recovering 2 fumbles...Recorded 60 tackles defensively, plus 300 receiving yards and 4 touchdowns on offense, as a junior...Earned three letters in football, he also played basketball for two years...With an eye already fixed on his post-football career, started his own sports marketing agency, named 'Boss Ross 78', in January 1998; the agency represents himself and other pro football players in their marketing endeavors...Has given time to the 'Joshua Frase Foundation', the organization named after the son of former Packers teammate Paul Frase who suffers from congenital myopathy, a rare muscle disease...Also enjoys public speaking, regularly making appearances in front of school and business groups...Served as the 1998 and '99 honorary chairperson for the Muscular Dystrophy Association's annual Harley Run...Along with former Packers wide receiver Robert Brooks, helped start 'Men of God Ministries'...Hobbies include 'praising the Lord', jet skiing and riding his California motorcycle.

PLAYERS

Veterans

JAMEL
WHITE
30

Running Back



HEIGHT

5-9

WEIGHT

208

BIRTHDATE

Feb. 11, 1977

HOW ACQUIRED

W (Ind.) - '00

YEAR W/BROWNS

2nd

YEAR IN NFL

2nd

COLLEGE

South Dakota

Games Played/Started: 2000 (13/0).

Career Totals: 13 games, 0 starts.

Career Transactions: Signed by Indianapolis as an undrafted rookie free agent on April 28, 2000...Waived by Indianapolis on Aug. 27, 2000...Awarded to Cleveland via waivers on Aug. 29, 2000.

Career Highlights: In his rookie season with Cleveland, appeared in 13 games with 145 yards rushing, 100 yards receiving and 935 yards in kickoff returns...Recorded a career-high 12 carries for 37 yards vs. New England on Nov. 12, 2000.

Seasonal Reviews

2000: Rookie undrafted free agent joined the Browns by being claimed off waivers from the Indianapolis Colts on Aug. 27, 2000...Appeared in 13 games at running back with 47 rushes for 145 yards (3.1 avg.) and 13 receptions for 100 yards (7.7 avg.)...Also 43 kickoff returns for 935 yards (21.7 avg.), including a long of 40 yards...Established career-high 12 carries for 37 yards (3.1 avg.) and 3 receptions for 22 yards (7.3 avg.) in the Browns 19-11 win vs. New England on Nov. 12...On two occasions, recorded a career-high 6 kickoff returns: 6 returns for 125 yards (20.8 avg.) at Baltimore on Nov. 26 and 6 returns for 140 yards (23.3 avg.) vs. Philadelphia on Dec. 10...Game 1 vs. Jacksonville (9/3): In his NFL debut, played on special teams with 3 kickoff returns for 51 yards (17.0 avg.), including a long of 22 yards...Game 2 at Cincinnati (9/10): Played on special teams with 1 kickoff return for 20 yards...Game 3 vs. Pittsburgh (9/17): Inactive...Game 4 at Oakland (9/24): Inactive...Game 5 vs. Baltimore (10/1): Inactive...Game 6 at Arizona (10/8): Played running back with 2 rushes for 6 yards (3.0 avg.)...Also played special teams with 2 kickoff returns for 53 yards (26.5 avg.), including a long of 40 yards late in the first half...Game 7 at Denver (10/15): Played running back and also appeared on special teams...Had 4 kickoff returns for 88 yards (22.0 avg.), including a long of 28 yards...Also had 1 special teams tackle...Game 8 at Pittsburgh (10/22): Played running back with 2 rushes for no yards...Also appeared on special teams with 4 kickoff returns for 118 yards (29.5 avg.), including a long of 36 yards...Game 9 vs. Cincinnati (10/29): Played running back with 2 rushes for 4 yards (2.0 avg.) and also on special teams with 2 kickoff returns for 57 yards (28.5 avg.), including a long of 30 yards...Added 1 tackle on special teams...Game 10 vs. N.Y. Giants (11/5): Played running back with three rushes for 12 yards (4.0 avg.) and added two receptions for 27 yards (13.5 avg.)...Recorded a career-high 25 yard pass reception from QB Doug Pederson late in the 3rd quarter...Also played special teams with four kickoff returns for 73 yards (18.3 avg.), including a long of 26 yards...Game 11 vs. New England (11/12): Saw his most extensive action at running back and rushed for 37 yards on 12 carries (3.1 avg.), including a long of 14 yards and 2 rushing first downs...Also had 3 receptions for 22 yards (7.3 avg.), including a long of 9 yards...His 12 carries for 37 yards and 3 receptions were all career-highs...On the Browns TD drive in the second quarter, contributed with 5 rushes for 28 yards, including a 14-yard burst to the Patriots 12-yard line, and 1 pass reception for 8 yards...Also played on special teams with 2 kickoff returns for 38 yards (19.0 avg.), including a long of 27 yards...Game 12 at Tennessee (11/19): Played running back with 27 yards on 8 attempts (3.4 avg.), including a long of 9 yards...Had 3 receptions for 30 yards (10.0 avg.), including a long of 14 yards...Also played special teams with 4 kickoff returns for 84 yards (21.0 avg.), including a long of 29 yards...Game 13 at Baltimore (11/26): Played running back with 4 rushes for 12 yards (3.0 avg.), including a long of 14 yards...Had 1 reception for -2 yards... Also played special teams with 6 kickoff returns for 125 yards (20.8 avg.), including a long of 28 yards...Game 14 at Jacksonville (12/3): Played running back with 7 rushes for 29 yards (4.1 avg.), including a long of 8 yards and also added 2 receptions for 11 yards (5.5 avg.), including

Jamel White *continued*

a long of 8 yards...Also played special teams with 3 kickoff returns for 50 yards, including a long of 23 yards...Game 15 vs. Philadelphia (12/10): Played running back with 3 rushes for 15 yards (5.0 avg.), including a long of 10 yards...Also played special teams with 6 kickoff returns for 140 yards (23.3 avg.), including a long of 36 yards...Game 16 vs. Tennessee (12/17): Played running back with 4 rushes for three yards (0.8 avg.) and 2 receptions for 12 yards (6.0 avg.)...Also played special teams with 2 kickoff returns for 38 yards (19.0 avg.).

College: Career totals included 2,231 rushing in two seasons at South Dakota...As a senior, started all 11 games...Established 11 school records...Totaled 1,807 rushing yards, breaking the school's old mark of 1,327...Recorded 2,447 all-purpose yards, surpassing the school's old mark of 1,654...Added 43-640, 5 TDs receiving...Was 1-of-2 passing for 27 yards and 1 TD passing...All 5 receiving TDs covered more than 30 yards...Posted 9 TD runs or receptions of at least 30 yards...Had 89-yard run vs. North Dakota State and 83-yard run vs. Truman State...AP, Daktronics All-America Second-Team...All-North Central Conference First-Team...As a junior, totaled 424 yards rushing...Spent freshman and sophomore seasons at Antelope Valley College (Lancaster, Calif.)...Played defensive secondary and receiver...Posted 2 interceptions (32 yards) and 9 tackles...Caught 20 passes for 144 yards and 2 TDs and rushed 56 times for 234 yards and 3 TDs in first season...Totaled team-high 15-353, 1 TD including 85-yard TD return...Team's second-leading scorer with 36 points.

Personal: Full name is Jamel White...Born in Los Angeles, Calif....Attended Palmdale High School...Lettered in football, basketball and track...Drafted by Seattle Mariners to play baseball, but decided to play college football...Single...Resides in Vermillion, S.D...Has assisted in community programs including building a playground for the United Way's Hometown Huddle program, hospital visits with the Cleveland Clinic Children's Ward and providing turkey dinners to Cleveland residents during the holiday season.

WHITE'S SINGLE-GAME CAREER HIGHS

- RUSHING ATTEMPTS:** 12 vs. New England (11/12/00)
RUSHING YARDS: 37 vs. New England (11/12/00)
LONG RUSH: 14 vs. New England (11/12/00); at Baltimore (11/26/00)
RECEPTIONS: 3 vs. New England (11/12/00); at Tennessee (11/19/00)
RECEIVING YARDS: 30 at Tennessee (11/19/00)
LONG RECEPTION: 25 vs. N.Y. Giants (11/5/00)
KICKOFF RETURNS: 6 at Baltimore (11/26/00); vs. Philadelphia (12/10/00)
KICKOFF RETURN YARDS: 140 vs. Philadelphia (12/10/00)
LONGEST KICKOFF RETURN: 40 at Arizona (10/8/00)

WHITE'S CAREER OFFENSIVE STATISTICS

Date	RUSHING					RECEIVING				
	No.	Yds	Avg.	Lg	TD	No.	Yds	Avg.	Lg	TD
2000 (Cle.)	47	145	3.1	14	0	13	100	7.7	25	0
Career	47	145	3.1	14	0	13	100	7.7	25	0

WHITE'S CAREER SPECIAL TEAMS STATISTICS

Year	PUNT RETURNS						KICKOFF RETURNS						Special Teams
	Ret.	FC	Yards	Avg.	Long	TD	Ret.	FC	Yards	Avg.	Long	TD	Tackles
2000 (Cle.)	0	0	0	0.0	0	0	43	0	935	21.7	40	0	2
Career	0	0	0	0.0	0	0	43	0	935	21.7	40	0	2

PLAYERS

Veterans

**DAVE
WOHLBAUGH**
64
Center



HEIGHT 6-3	YEAR W/BROWNS 3rd
WEIGHT 292	YEAR IN NFL 7th
BIRTHDATE April 13, 1972	COLLEGE Syracuse
HOW ACQUIRED UFA (N.E.) - '99	

Games Played/Started: 1995 (11/11); 1996 (16/16; 3/3); 1997 (14/14; 2/2); 1998 (16/16; 1/1); 1999 (15/15); 2000 (12/12).

Career Totals: 84 games, 84 starts.

Postseason Totals: 6 games, 6 starts.

Career Transactions: Selected by the New England Patriots in the fourth round (112th overall) of the 1995 NFL Draft with a selection acquired from Kansas City (through Philadelphia) in exchange for the Patriots' 1996 third round draft choice (69th overall - John Browning, DE) ...Signed with the Patriots June 26, 1995...Signed with Cleveland as an unrestricted free agent on Feb. 16, 1999.

Career Highlights: Six-year veteran has started every game he has played during his NFL career (84 games)...Wohlbaugh started every game (57 starts) he played in with the Patriots...He started 11 games for the Patriots as a rookie and earned All-Rookie Team honors from three national publications; *Pro Football Weekly*, *Football News* and *College and Pro Football Newsweekly*.

Seasonal Reviews

2000: Steady force at center helped the Browns offensive line reduce the number of sacks from 60 sacks in 1999 down to 40 for the 2000 season...Started the first 12 games of the regular season before a high ankle sprain injury ended his season...Listed as inactive Weeks 13-16 with the ankle injury...Game 1 vs. Jacksonville (9/3): Started at center and helped the Browns offense rush for 96 yards on 16 attempts (6.0 avg.) as the offensive line allowed only 1 sack of Browns QB Tim Couch...Game 2 at Cincinnati (9/10): Started at center as the offensive line allowed only 1 sack of Browns QB Tim Couch and helped the offense rush for 105 yards on 33 carries (3.2 avg.)...Threw a key block on RB Travis Prentice 16-yard TD run in the first quarter to give the Browns the early 7-0 lead...Game 3 vs. Pittsburgh (9/17): Started at center as the offensive line did not allow a sack and helped give QB Tim Couch enough time to throw for a career-high 316 yards and offense to rush for 61 yards on 23 carries...Game 4 at Oakland (9/24): Started at center...Game 5 vs. Baltimore (10/1): Started at center as the offensive line did not allow a sack...Game 6 at Arizona (10/8): Started at center as the offensive line helped the offense rush for 104 yards on 31 carries (3.4 avg.) and allowed only 1 sack of QB Tim Couch...Game 7 at Denver (10/15): Started at center...Game 8 at Pittsburgh (10/22): Started at center...Game 9 vs. Cincinnati (10/29): Started at center...Game 10 vs. N.Y. Giants (11/5): Started at center...Game 11 vs. New England (11/12): Started at center as the offensive line allowed only 1 sack of starting QB Doug Pederson and helped the offense rush for 139 net yards rushing...Game 12 at Tennessee (11/19): Started at center...Left the game in the first quarter with an injury (ankle) and was replaced by C Shawn O'Hara...Briefly returned in the second quarter before leaving the game and did not return...Game 13 at Baltimore (11/26): Inactive (ankle) ... Game 14 at Jacksonville (12/3): Inactive (ankle)...Game 15 vs. Philadelphia (12/10): Inactive (ankle)...Game 16 vs. Tennessee (12/17): Inactive (ankle).

1999: Started 15 regular-season games for the Browns at center...In Week 15 vs. Jacksonville Dec. 19 sprained his right knee on the final play of the first quarter and did not return...With the injury, his 44-game consecutive starting streak dating back to 1997 with the Patriots came to an end...Was listed as inactive in Week 16 vs. Indianapolis with the knee injury.

1998: Started all 16 regular-season games at center for Patriots...Broke his hand vs. Kansas City on Oct. 11 in Week 5 of the regular season, yet continued to start every game the rest of the season at center...Was one of three offensive linemen to start all 16 games for New England...Key reason for the

Dave Wohlabaugh *continued*

Patriots ranking second in AFC in passing offense with 3,660 yards in 1998 and average of 228.8 passing yards per game...Started in 1998 post-season appearance on Jan. 3, 1999 at Jacksonville in a 25-10 loss to the Jaguars.

1997: Started 14 games for the Patriots at center, plus both playoff games...Centered an offensive line which allowed 30 sacks all season and provided for another 1,000-yard rushing effort by Curtis Martin...Allowed the fewest sacks among the starting offensive linemen...Injured his left ankle in the first half of the season opener vs. San Diego on Aug. 31 and did not return...Missed the next two games due to injury...Reported among the team's inactives at Indianapolis on Sept. 7 and dressed by did not play the following week vs. the Jets on Sept. 14...Returned to the starting lineup vs. Chicago on Sept. 21 and faced multiple blitzes throughout the game...Named offensive team captain vs. Green Bay on Oct. 27...Recorded his only tackle of the season and forced a fumble after a Patriots turnover at Tampa Bay on Nov. 16...Recorded a tackle in the playoff loss at Pittsburgh on Jan. 3, 1998.

1996: Started every game for the Patriots at center...Led the team with 5 tackles after turnovers and recovered 2 Patriots fumbles...He was the centerpiece of an offensive line which allowed Curtis Martin to become the first rusher in Patriots history to record back-to-back 1,000-yard seasons...The offensive line paved the way for 1,468 rushing yards in 1996 and allowed just 30 quarterback sacks...Wohlabaugh was credited with less than 2 sacks allowed all season (1.75), second among the Patriots' starters...Martin rushed for over 140 yards in three games, including a season-high 166 yards in the divisional playoff game vs. Pittsburgh on Jan. 5, 1997.

1995: Started 11 games for the Patriots as a rookie and earned All-Rookie Team honors from three national publications: *Pro Football Weekly*, *Football News* and *College* and *Pro Football Newsweekly*...Made his NFL debut in a starting role when he replaced Jeff Dellenbach, who was listed among the Patriots' inactives due to a back injury prior to the game at Kansas City (10/15)...Started each of the remaining 11 regular-season games and allowed just 2 sacks during that time...He was part of an offensive line adjustment which coincided with the emergence of Curtis Martin, who developed into one of the premier rushers of the 1995 season...Martin set franchise rushing records with 1,487 yards and 14 touchdowns as a rookie...Prior to Wohlabaugh's insertion into the starting lineup, Martin was averaging just 51.4 yards per game...In his final 11 games, Martin averaged 111.8 yards per game and scored 12 of his 14 rushing touchdowns.

College: Wohlabaugh was a two-year starter at Syracuse and played right guard (1993) and center (1994) for the Orangemen...Earned Second-Team All-Big East honors after starting every game as a senior...Anchored an offensive line responsible for the team's 200.9-yard rushing average per game...Started every game at right guard as a junior...Helped the offense roll up 4,318 yards for the year...Shared game ball honors with the rest of the offensive linemen for performance vs. East Carolina on Sept. 9 as the offense totaled 514 net yards...Named Co-Offensive Player of the Game in a 24-21 victory over Cincinnati on Sept. 25...Played in 10 games, but did not start as a sophomore (1992)...Utilized mostly on kickoff return unit...Redshirted as a true freshman and did not receive any playing time during his redshirt-freshman season.

Personal: David Vincent Wohlabaugh was born the son of Larry and Debbie Wohlabaugh on April 13, 1972 in Hamburg, N.Y...He earned all-state, All-Western New York and All-Northeastern honors as a two-way tackle at Frontier (Hamburg, N.Y.) High...Served as team captain in his junior and senior years...Recorded 101 tackles with 14 sacks and 4 fumble recoveries as a senior...Majored in political science at Syracuse...He has two brothers...Dave and his wife, Virginia, have two sons, Evan and Jack...Active in several charitable organizations including Taste of the NFL, Center for Families and Children, Adopt-A-Family and Muscular Dystrophy Association.

PLAYERS

Veterans

SPERGON
WYNN
13

Quarterback



HEIGHT
6-3

WEIGHT
226

BIRTHDATE
Aug. 10, 1978

HOW ACQUIRED
D (6a) - '00

YEAR W/BROWNS
2nd

YEAR IN NFL
2nd

COLLEGE
Southwest Texas
State

Games Played/Started: 2000 (7/1).

Career Games: 7 games, 1 start.

Career Transactions: Selected by the Cleveland Browns in the sixth round, 183rd overall, in the 2000 NFL Draft...In 2001, allocated by Cleveland to Amsterdam as part of NFL Europe.

Career Highlights: Made his first career start at quarterback at Jacksonville on Dec. 3 2000... Recorded career highs vs. Cincinnati on Oct. 29, 2000 with 7 completions, 82 yards passing and a long pass of 32 yards to WR Kevin Johnson.

Seasonal Reviews

2000: In his rookie season appeared in seven games, including one starting assignment, and completed 22 of 54 passes for 167 yards (41.0 %) with 1 interception and a QB rating of 41.2...Recorded career highs vs. Cincinnati on Oct. 29 with 7 completions, 82 yards passing and a long pass of 32 yards to WR Kevin Johnson... Made his NFL debut at Oakland on Sept. 24 late in the fourth quarter and completed on 2-of-5 passes for 15 yards...Also had an appearance at Denver on Dec. 15 late in the fourth quarter and connected on 2-of-5 passes for 21 yards and at Pittsburgh on Oct. 22 by completing 1-of-3 passes for 2 yards...Entered the game late in the first quarter vs. Cincinnati on Oct. 29 and saw significant time throughout the game and completed 7-of-16 passes for 82 yards...Back-up to starting QB Doug Pederson following the injury to QB Tim Couch...Back-up to Pederson from Weeks 7 to 13 before making his first NFL start Week 14 at Jacksonville on Dec. 3 and completed 5-of-16 passes for 17 yards...Injured knee during the second quarter and returned to start the second half...Placed on Reserve-Injured on Dec. 8, with a left knee sprain...Game 1 vs. Jacksonville (9/3): Did not play—backup to starting QB Tim Couch...Game 2 at Cincinnati (9/10): Did not play—backup to QB Tim Couch...Game 3 vs. Pittsburgh (9/17): Inactive, third QB ...Game 4 at Oakland (9/24): Inactive, third QB...Made his NFL debut with a fourth quarter appearance and completed 2-of-5 passes for 15 yards...Recorded his first NFL pass completion to TE Aaron Shea for a 4-yard gain...Game 5 vs. Baltimore (10/1): Inactive, third QB...Game 6 at Arizona (10/8): Inactive, third QB...Game 7 at Denver 10/15: In fourth-quarter action, completed 2-of-5 passes for 21 yards and also rushed for 12 yards on 2 attempts...Game 8 at Pittsburgh (10/22): Backup to starting QB Doug Pederson...Appeared late in the fourth quarter and completed 1-of-3 passes for 2 yards... Game 9 vs. Cincinnati (10/29): Back-up to starting QB Doug Pederson...Entered the game late in the first quarter and completed 7-of-16 16 passes for 82 yards and 1 interception...Played the third and fourth series in the first half and the third, fifth and sixth series in the second half...Completed a 32-yard pass to WR Kevin Johnson on a third-and-18 late in the fourth quarter...Game 10 vs. N.Y. Giants (11/5): Back-up to starting QB Doug Pederson and did not play...Game 11 vs. New England (11/12): Back-up to starting QB Doug Pederson and did not play...Game 12 at Tennessee (11/19): Back-up to starting QB Doug Pederson...Entered the game in the second period for two series as Pederson (index finger) left the game...Rushed for 3 yards on 1 attempt and was sacked 1 time for a 2-yard loss...Game 13 at Baltimore (11/26): Back-up to starting QB Doug Pederson...Played the second half and was 5-of-9 for 30 yards and was sacked 4 times for 30 yards...His long pass was a 17-yard completion to TE Mark Campbell...Game 14 at Jacksonville (12/3): Made his first NFL start at quarterback... Completed 5-of-16 passes for 17 yards...Was sacked 5 times for 35 yards...Left the game in the second quarter with a left knee sprain and returned to start the third quarter...Placed on Injured Reserve on Dec. 8.

College: Despite playing only two seasons for Southwest Texas State, he ranks sixth on the school's career-record list with 3,497 yards passing...In 1999, All-Southland Football League Second-Team choice...Offensive team captain...Hit on 161-of-323 passes (49.8%) for 1,646 yards and 14 touchdowns...Scored 3 times on 94

Sperguson Wynn *continued*

carries...Averaged 145.2 yards per game in total offense...In 1998, started every game, completing 173-of-284 passes (60.9%) for 1,851 yards and 10 touchdowns...Only David Williams (2,389 yards in 1995) threw for more yards in a season for the Bobcats...Scored twice on 127 carries...Averaged 150.5 yards per game in total offense...In 1995-97, attended the University of Minnesota...Only lettered once with the football team, but saw minimal action.

Personal: Active with Cleveland area charitable events including The Cleveland Browns Foundation Tailgate Party and Golf Outing, building a playground for the United Way's Hometown Huddle program and visiting children in Cleveland area hospitals...Earned three letters at Episcopal (Bellaire, Texas) High...Threw for 917 yards and rushed for 300 yards with 8 touchdowns as a senior, earning All-District honors...Passed for 1,401 yards and rushed for 200 yards and 10 scores as a junior...Added three letters in basketball...Majored in economics...Born Aug. 10, 1978 in Houston, Texas...Resides in Bellaire, Texas.

WYNN'S SINGLE-GAME CAREER HIGHS

PASSING ATTEMPTS: 16 vs. Cincinnati 10/29/00; at Jacksonville 12/3/00

COMPLETIONS: 7 vs. Cincinnati 10/29/00

PASSING YARDS: 82 vs. Cincinnati 10/29/00

LONG PASS: 32 vs. Cincinnati 10/29/00

COMPLETION PERCENTAGE: 55.6 at Baltimore 11/26/00

INTERCEPTIONS: 1 vs. Cincinnati 10/29/00

RUSHING ATTEMPTS: 2 at Denver 10/15/00

RUSHING YARDS: 12 at Denver 10/15/00

LONG RUSH: 11 at Denver 10/15/00

WYNN'S CAREER PASSING STATISTICS

Year	GP-GS	Att.	Comp.	Pct.	Yards	TD	Int.	Long	Sacks	Yards	Rating
2000 (Cle.)	7-1	54	22	41.0	167	0	1	32	13	89	41.2
Career	7-1	54	22	41.0	167	0	1	32	13	89	41.2

WYNN'S CAREER RUSHING STATISTICS

Year	No.	Yards	Avg.	Long	TD
2000 (Cle.)	3	15	5.0	11	0
Career	3	15	5.0	11	0

HEIGHT

6-6

YEAR W/BROWNS

3rd

WEIGHT

305

YEAR IN NFL

3rd

BIRTHDATE


Sept. 2, 1976

COLLEGE

Kent State

HOW ACQUIRED

FA - '99



STEVE ZAHURSKY

75

Offensive Lineman

Games Played/Started: 1999 (9/7); 2000 (16/16).

Career Totals: 25 games, 23 starts.

Career Transactions: Signed by Jacksonville as a free agent April 23, 1998...Waived by Jacksonville Aug. 30, 1998...Signed by Philadelphia to practice squad on Dec. 7, 1998...Placed on reserve/future signing list by Cleveland on Feb. 11, 1999

Career Highlights: Started all 16 games for the Browns in 2000...Made his NFL debut Sept. 19, 1999 at Tennessee, starting at right guard.

Seasonal Reviews

2000: Versatile lineman started all 16 regular-season games...Opened the season as the starting right tackle for the first 11 games of the season before moving over to left guard for the final five regular-season games...An injury to starting LG Jim Bundren forced the move for Zahursky to LG as James Brown started the final five games at RT...Game 1 vs. Jacksonville (9/3): Started at right tackle and helped the Browns offense rush for 96 yards on 16 attempts (6.0 avg.) as the offensive line allowed only 1 sack of Browns QB Tim Couch...Game 2 at Cincinnati (9/10): Started at right tackle as the offensive line allowed only 1 sack of Browns QB Tim Couch and helped the offense rush for 105 yards on 33 carries (3.2 avg.)...In the fourth quarter, moved to left guard as Jim Bundren (left quad cramp) was injured and was replaced by Roger Chanoine at right tackle...Game 3 vs. Pittsburgh (9/17): Started at right tackle as the offensive line did not allow a sack and helped give QB Tim Couch enough time to throw for a career-high 316 yards and offense to rush for 61 yards on 23 carries...Game 4 at Oakland (9/24): Started at right tackle...Game 5 vs. Baltimore (10/1): Started at right tackle as the offensive line did not allow a sack...Game 6 at Arizona (10/8): Started at right tackle as the offensive line helped the offense rush for 104 yards on 31 carries (3.4 avg.) and allowed only 1 sack of QB Tim Couch...Game 7 at Denver (10/15): Started at right tackle...Game 8 at Pittsburgh (10/22): Started at right tackle...Game 9 vs. Cincinnati (10/29): Started at right tackle...Game 10 vs. N.Y. Giants (11/5): Started at right tackle...Was replaced by RT James Brown late in the fourth quarter...Game 11 vs. New England (11/12): Started at right tackle...Late in the third quarter, moved over to left guard as starting LG Jim Bundren left the game (right ankle) and did not return...Offensive line allowed only 1 sack of starting QB Doug Pederson and helped the offense rush for 139 net yards in the 19-11 win over the Patriots...Game 12 at Tennessee (11/19): Started at left guard...Game 13 at Baltimore (11/26): Started at left guard...Game 14 at Jacksonville (12/3): Started at left guard...Game 15 vs. Philadelphia (12/10): Started at left guard as the offensive line helped the offense record season-highs in total yards (418), net passing yards (317) and first downs (25) ...Game 16 vs. Tennessee (12/17): Started at left guard.

1999: First-year pro earned a spot during training camp on the Browns offensive line and ended up with nine appearances, including seven starts...Versatility along the offensive line provided the opportunity to start five games at right guard and two games at left guard...Game 2 at Tennessee (9/19): Made his NFL debut, starting at right guard in place of Scott Rehberg...Injured knee during practice prior to Week 3 and was listed as inactive for the next five regular-season games...Game 8 at New Orleans (10/31): Returned to action and appeared on special teams...Game 11 vs. Carolina (11/21): Started at right guard as starter Scott Rehberg moved to left tackle replacing the injured Lomas Brown (knee)...Game 12 vs. Tennessee (11/28): Started his second consecutive game at right guard as starter Scott Rehberg (flu) moved to left tackle and was replaced by Chris Ruhman...Game 13 at San Diego (12/5): Started at guard...Game 14 at Cincinnati (12/12): Started at guard...Game 15 vs. Jacksonville (12/19): Moved to left guard and started vs. Jaguars...Game 16 vs. Indianapolis (12/26): Started at left guard as the offensive line allowed no sacks.

1998: Signed by Jacksonville as a free agent April 23, 1998...Waived by Jacksonville Aug. 30, 1998...Signed by Philadelphia to practice squad on Dec. 7, 1998...Spent the final three weeks of the season on Philadelphia practice squad.

College: Four-year starter at Kent State...Saw action at both left tackle and right tackle during career and started every game over last three seasons...Was team co-captain and earned First-Team All-Mid-American Conference honors as senior...Started every game at right tackle as junior...Started first four games at left tackle and final eight games at right tackle as sophomore...Saw action in every game and started final nine games as freshman...Majored in criminal justice.

Personal: Born Sept. 2, 1976, in Euclid, Ohio...Attended Euclid (Ohio) High School...Single...Resides in Middleburg Heights, Ohio...Active in various charitable organizations including the Cleveland Clinic Foundation Children's Hospital, Make-A-Wish Foundation, Shoes & Clothes for Kids, American Red Cross, United Way and The Cleveland Browns Foundation...Was also featured on the Browns Rush for Reading program and Football 101.

HEIGHT	YEAR W/BROWNS
6-4	R
WEIGHT	YEAR IN NFL
322	R
BIRTHDATE	COLLEGE
July 25, 1978	Florida
HOW ACQUIRED	
D (1) - '01	



**GERARD
WARREN**

94

Defensive Tackle

Career Transactions: Selected by the Cleveland Browns in the first round, 3rd overall, in the 2001 NFL Draft.

College Highlights: The anchor of the Gators' defensive line and their best prospect on that unit since Kevin Carter (St. Louis Rams)...Played in 35 games for Florida, earning 22 starting assignments as he logged action in 1,748 plays and had 9.5 career sacks for 61 yards...Relentless in pursuit, collecting 30 stops behind the line of scrimmage and 47 quarterback pressures during his career, including 25 stops and 42 pressures in his last two seasons.

2000: All-America Dream Team selection and rated the best defensive tackle in college football by The NFL Draft Report...All-Southeastern Conference First-Team choice by the league's coaches, earning Second-Team honors from the *Associated Press*...Recipient of the defensive unit's Most Inspirational Player Award...One of five team captains...Started the first seven games at left defensive tackle before shifting to the right side for the final four contests (did not start vs. Georgia)...Third on the team with 76 tackles (45 solos)...Had 4.5 sacks for minus 32 yards and 12 stops for losses of 55 yards...Led the Gators with 23 quarterback pressures (5 resulted in interceptions)...Forced 1 fumble and deflected 1 pass...*Ball State*...In less than two quarters of action, he made 6 tackles with a stop for a 3-yard loss and a pressure that resulted in an interception...*Middle Tennessee*...Assisted on 1 sack and posted 5 hits...*Tennessee*...Collected 10 tackles (6 solos), caused a fumble on a hit he delivered to tailback Travis Henry (2-yard loss) and both of his pressures resulted in incompletions...*Kentucky*...Followed with 4 pressures (2 resulted in interceptions)...*Mississippi State*...Facing All-SEC lineman Pork Chop Womack, he registered 9 tackles (7 solos) with 2 sacks for losses of 19 yards, 3 stops behind the line of scrimmage and a pair of pressures...*Auburn*...Came up with 8 tackles (5 solos), 3 pressures and made a key third-down stop as he dropped tailback Rudi Johnson for a 3-yard loss...*Vanderbilt*...Made 7 hits with a stop behind the line of scrimmage and 3 pressures...*Florida State*...Added a pair of pressures and 8 tackles (5 solos)...*Georgia*...Benching by the coaching staff, he sought out vengeance on the Georgia offensive line as he totaled 7 tackles (4 solos) with a 6-yard sack on Quincy Carter and rattled the QB into throwing 3 interceptions...*South Carolina*...Sacked QB Phil Petty for a 4-yard loss and had 2 pressures with 5 tackles...*Auburn (SEC Championship)*...Made 3 tackles with 1 QB pressure...*Miami (Sugar Bowl)*...Closed out his career with 5 tackles and a stop behind the line of scrimmage.

1999: All-Southeastern Conference Second-Team choice by the league's coaches and the *Associated Press*...Co-recipient of the team's Best Effort Award...Started ten games, lining up at left tackle vs. Tennessee, Auburn, Georgia, Florida State and Alabama (SEC Championship) and at right tackle vs. Kentucky, Alabama, Louisiana State, Vanderbilt and South Carolina...Recorded 52 tackles (30 solos) with 2 sacks for minus 13 yards and 13 stops for losses of 48 yards...Had a team-high 19 quarterback pressures and 3 pass deflections...*Western Michigan and Central Florida*...Did not play...*Tennessee*...Returned to action with a season-high 9 tackles, stopping tailback Jamal Lewis for a 5-yard loss and causing a pair of incompletions on pressures...*Louisiana State*...Posted 8 tackles with 5 pressures and made 4 stops for losses of 12 yards...*Auburn*...Had another 4 stops behind the line of scrimmage, batted down 3 passes, caused an incompleteness and an interception on pressures and delivered 8 tackles (6 solos)...*Georgia*...Sacked QB Quincy Carter for a 7-yard loss and made 5 hits (4 solos)...*Florida State*...Credited with a 5-tackle performance...*Alabama (SEC Championship)*...Registered 7 tackles (5 solos) as he sacked QB Andrew Zow for a 6-yard loss, took down tailback Shaun Alexander behind the line of scrimmage for minus 4 yards and made a pair of pressures...*Michigan State (Citrus Bowl)*...Came up with 6 tackles (3 solos), sacking QB Bill Burke for a 10-yard loss and stopped tailbacks T.J. Duckett (2 yards) and Lloyd Clemons (1 yard) behind the line of scrimmage.

PLAYERS

2001 Draft Picks

Gerard Warren *continued*

1998: Played in ten games, starting vs. Florida State at left defensive tackle...Finished with 27 tackles (14 solos), 2 sacks for minus 13 yards and 4 stops for losses of 18 yards...Made 5 quarterback pressures...Recovered 1 fumble and deflected a pass...*Georgia*...Made 4 hits with a stop behind the line of scrimmage...*South Carolina*...Added a pressure and 3 tackles...*Vanderbilt*...Did not play (foot sprain)...*Florida State*...In his first career start, he responded with a 3-yard sack, a pass deflection and 6 tackles (3 solos)...*Syracuse (Orange Bowl)*...Sacked QB Donovan McNabb for a 9-yard loss, brought down tailback Kyle McIntosh behind the line of scrimmage for minus 3 yards and posted 2 solo tackles.

1997: Played in the first three games before being granted a medical redshirt due to knee injury (torn ligament)...*Southern Mississippi*...Recorded 4 tackles (2 solos) with a 6-yard sack and a forced fumble.

Personal: In high school named to *Prep Star's* All-America Dream Team and was ranked among the nation's top ten defensive linemen by that publication at Union County (Raiford, Fla.) High...*Super Prep* All-America choice and ranked among the nation's top eight defensive linemen by that publication...National Recruiting Advisor All-America pick and ranked among the nation's top four nose guards by that publication...Second-Team All-America selection by *USA Today*...Named to Florida's prestigious Super Seniors Team and was a First-Team All-State (3A) selection for two seasons...*Super Prep* named him its Dixie Defensive Player of the Year...Credited with 36 quarterback sacks in his career...Led the team to three state titles and was named to the Honor Roll all four years...Recreation-Program Delivery major...Son of Charles and Joann Warren...Born Gerard T. Warren on July 25, 1978 in Lake City, Fla....Resides in Raiford, Fla.

WARREN'S DEFENSIVE STATISTICS

Year	TACKLES			Sacks No/Yds	Int's No/Yds	Passes Def.	Fumbles Rec./For.	QB Pressures
	Total	Solo	Asst.					
1997	4	2	2	1/3	0/0	0	0/1	0
1998	27	14	13	2/13	0/0	1	1/0	5
1999	52	30	22	2/13	0/0	3	0/0	19
2000	76	45	31	4.5/32	0/0	1	0/1	23
Career	159	91	68	9.5/61	0/0	5	1/2	47

QUINCY
MORGAN
5



HEIGHT
6-1

WEIGHT
209

BIRTHDATE
Sept. 23, 1977

HOW ACQUIRED
D (2) - '01

YEAR W/BROWNS
R

YEAR IN NFL
R

COLLEGE
Kansas State

Wide Receiver

Career Transactions: Selected by the Cleveland Browns in the second round, 33rd overall, in the 2001 NFL Draft.

College Highlights: Another in a long line of junior college discoveries (Blinn College) during the Bill Snyder era...Two-year starter who led or tied for the team lead in receptions in 21 of 24 regular-season games he played in for Kansas State...One of only seven players in school history to catch over 100 passes and one of only four to gain over 2,000 yards receiving in a career...Only player in KSU annals to gain over 1,000 yards receiving in a season twice in a career...In just two seasons, he managed to grab 106 passes for 2,173 yards and 23 touchdowns...His 106 catches rank sixth on the school's career-record list...Only Michael Smith (2,457, 1988-91) and Kevin Lockett (3,032, 1993-96) gained more yards receiving in a career at Kansas State...His average of 20.5 yards per catch set a new school career-record...His 8 100-yard performances are one shy of Smith's KSU all-time record of 9...His 23 touchdowns are topped only by Lockett's 26 in school history.

2000: All-America First-Team choice by *Football News*, adding Second-Team accolades from The NFL Draft Report and Third-Team honors from *The Sporting News*...Unanimous All-Big Twelve Conference First-Team selection...Semi-finalist for the Fred Biletnikoff Award, given annually to the nation's top receiver...Hauled in 64 passes for 1,166 yards (18.2 avg) and 14 touchdowns, breaking the previous school season-records of 1,092 yards by Darnell McDonald in 1998 and 13 touchdowns by Kevin Lockett in 1995...His 64 catches rank fifth on KSU's season record chart... Added 160 yards on 7 kickoff returns (22.9 avg.) and 11 yards on 3 carries (3.7 avg.)...Ranked second on the team with an average of 102.8 all-purpose yards per game...Also recorded 1 solo tackle...*Iowa*...Opened the season with 7 grabs for 72 yards and a 4-yard score...*Louisiana Tech*...Made 4 catches for 128 yards, including touchdowns of 58 and 32 yards...*Ball State*...Despite playing only until the midway point of the second quarter, he snared 5 passes for 143 yards with 55, 66 and 8-yard scores...*Colorado*...Had a 10-yard touchdown catch...*Kansas*...Gained 96 yards with a 22-yard score on 5 receptions...*Oklahoma*...Caught 5 passes for 123 yards and a 69-yard touchdown...*Texas Tech*...Followed with a 21-yard scoring catch...*Iowa State*...Snatched 6 passes for 137 yards and a 29-yard touchdown...*Nebraska*...His 199 yards on 7 catches set a school game-record, adding touchdowns of 49 and 12 yards...His 199 yards broke his old regular season mark of 192 yards vs. Kansas in 1999 (Darnell McDonald holds the overall record with 206 yards vs. Syracuse in the 1997 Fiesta Bowl)...*Oklahoma (Big Twelve Championship)*...Had 6 catches for 57 yards and a 16-yard score...*Tennessee (Cotton Bowl)*...Closed out his career with 7 receptions for 145 yards, including 56 and 10-yard touchdowns...Also had a 13-yard gain on a reverse.

1999: Consensus All-Big Twelve Conference First-Team selection...Started every game, except vs. Kansas...Became only the second player in school history to gain over 1,000 yards receiving in a season as he led the team with 42 receptions for 1,007 yards and 9 touchdowns...His average of 24.0 yards per catch set a school season record, breaking the previous mark of 21.1 yards by Aaron Lockett in 1998...Added 44 yards on 3 kick-off returns (14.7 avg) and recorded 1 solo tackle...*Temple*...Began his KSU career with 3 catches for 81 yards and a 63-yard score...*Texas-El Paso*...Had his first 100-yard game as a Wildcat as he snatched 4 passes for 141 yards, including 58 and 41-yard touchdowns...*Kansas*...Made 5 catches for a season-high 192 yards (second best regular-season game total in school history), including 88 and 34-yard touchdowns...*Utah State*...Caught 3 passes for 87 yards and a 32-yard score...*Oklahoma State*...Had a 17-yard touchdown among his 5 catches for 66 yards...*Colorado*...Gained 82 yards on 3 grabs with a 63-yard score...*Nebraska*...Hauled in 3 passes for 116 yards...*Missouri*...Followed with a 38-yard touchdown catch...*Washington (Holiday Bowl)*...Snatched 7 passes for 75 yards.

1998: Redshirted...Enrolled at Kansas City (Kan.) Community College during spring 1998 semester where he ran track in his first year before enrolling at Kansas State in the fall.

Junior College: Listed as one of the top 50 junior college prospects, and one of the top four wide receivers, by *Super Prep* at Blinn (Brenham, Texas) Community College...Honorable-mention All-America by J.C. Grid-Wire...Had nearly 60 receptions for more than 1,000 yards at Blinn (1996-97) while helping the team to the 1996 junior college national championship with former Wildcat teammate Michael Bishop...Had 38 catches for 645 yards and 8 touchdowns in 1997.

Personal: In high school, lettered three times in football at South Garland (Texas) High...Earned All-Conference, All-State and All-America honors as a senior... All-State pick as a junior by the *Dallas Morning News*...Team's MVP in his senior year...Social Science major...Son of Jacqueline Morgan and Kevin Henry...Born Sept. 23, 1977...Resides in Garland, Texas.

MORGAN'S CAREER OFFENSIVE STATISTICS

Year	RECEIVING					RUSHING				
	No.	Yards	Avg.	Long	TD	No.	Yards	Avg.	Long	TD
1999	42	1,007	24.0	88	9	0	0	0	0	0
2000	64	1,166	18.2	69	14	3	11	3.7	6	0
Career	106	2,173	20.5	88	23	3	11	3.7	6	0

MORGAN'S SPECIAL TEAMS STATISTICS

Year	KICKOFF RETURNS						PUNT RETURNS						Special Teams
	Ret.	FC	Yards	Avg.	Long	TD	Ret.	FC	Yards	Avg.	Long	TD	Tackles
1999	3	0	44	14.7	22	0	0	0	0	0	0	0	1
2000	7	0	160	22.9	35	0	0	0	0	0	0	0	1
Career	10	0	204	20.4	35	0	0	0	0	0	0	0	2

**JAMES
JACKSON**
29

Running Back



HEIGHT	YEAR W/BROWNS
5-10	R
WEIGHT	YEAR IN NFL
209	R
BIRTHDATE	COLLEGE
Aug. 4, 1976	Miami (Fla.)
HOW ACQUIRED	
D (3) - '01	

Career Transactions: Selected by the Cleveland Browns in the third round, 65th overall, in the 2001 NFL Draft.

College Highlights: A classic blue-collar worker who has been very effective using his powerful leg drive to move the chains for the Hurricanes...Came to Miami after a season at Fork Union Military Academy...Suffered through a rash of injuries as a redshirt freshman and was again hampered by injury woes during his junior campaign...Still managed to finish third on the school's all-time record list with 2,953 yards rushing, carrying the ball 541 times while scoring 29 touchdowns on the ground...Only Edgerrin James (2,960, 1996-98) and Ottis Anderson (3,331, 1975-78) gained more yards rushing in Miami annals...His 11 100-yard rushing performances rank behind Anderson (13) and James (14) on the school's career-record list...Caught 38 passes for 278 yards and 3 scores during his time with the Hurricanes...His 32 total touchdowns are surpassed only by James (35) and Stephen McGuire (35, 1989-92) in school history.

2000: All-Big East Conference Second-Team selection...Started every game at tailback, leading the team with 201 carries for 1,006 yards (5.0 avg) and 11 touchdowns...Became only the fourth player in school history to rush for over 1000 yards in a season, joining Edgerrin James (1,416 in 1998, 1,098 in 1997), Ottis Anderson (1,266 in 1978) and Danyell Ferguson (1,069 in 1995)...His 11 touchdowns rank seventh on the school's season-rushing list...Caught 9 passes for 56 yards (6.2 avg.) and 2 TDs...His 13 total touchdowns rank fourth on Miami's annual record charts, topped only by Eddie Dunn (14 in 1938) and James (19 in 1998, 14 in 1997)...Ran for over 100 yards in four contests, the sixth-best season total in Miami history...*Washington*...Rushed 8 times for 55 yards and scores of 1 and 8 yards...*Rutgers*...Gained 118 yards on 15 tries with 39 and 3-yard touchdowns, adding an 18-yard scoring grab (set a school record with 3 scores in one half)...*Florida State*...Added 98 yards on 23 attempts and cut blocked defensive end David Warren on a 1-yard scoring plunge by D.J. Williams...*Temple*...Carried 15 times for 77 yards, including touchdowns of 1 and 4 yards...*Virginia Tech*...Picked up 145 yards on 28 runs, including a 17-yard touchdown...*Pittsburgh*...Ran 19 times for 89 yards and a 7-yard score...*Louisiana Tech*...Scored on a pair of 1-yard runs, finishing with 185 yards on 26 tries, including 152 yards in the first half...Also caught 2 passes for 27 yards...His 185 yards rank sixth on the school's game-record list...*Syracuse*...Accounted for 101 yards on 23 rushes with touchdowns of 5 and 33 yards...*Boston College*...Gained 66 yards on 17 carries and caught an 8-yard touchdown pass...*Florida (Gator Bowl)*...Closed out his career with 62 yards on 12 attempts, adding a 12-yard reception.

1999: Appeared in nine games, starting seven contests at tailback...Bothered most of the year with an assortment of injuries, but still managed to gain 782 yards with 7 touchdowns on 169 carries (4.6 avg.)...Gained 133 yards with a score on 13 receptions (10.0 avg.)...Ran for over 100 yards in three games...*Ohio State*...Opened the season with 24 attempts for 89 yards, scoring the team's first touchdown for the year on a 44-yard scam-

per, but suffered a left ankle sprain late in the game...The injury would bother him throughout the season...*Florida A&M*...With his ankle heavily taped, he powered his way for 103 yards on 19 runs with 7 and 43-yard scores...*Penn State*...Collected 129 yards on 33 tries with touchdowns of 18 and 39 yards...*East Carolina*...Re-injured the ankle, limiting him to 9 carries for 38 yards...*Florida State*...Rushed 22 times for 74 yards and made 2 catches for 15 yards...*Boston College*...Followed with 22 attempts for 134 yards and a 6-yard touchdown... Also caught 3 passes for 40 yards and a 32-yard score...*West Virginia*...Added 72 yards on 16 runs, including a 17-yard touchdown and 14 yards on a pair of receptions...*Pittsburgh*...Carried 16 times for 69 yards before leaving the game with a right knee sprain (medial collateral ligament)...*Virginia Tech*, *Rutgers* and *Syracuse*...Did not play (knee)...*Temple*...Returned to pick up 74 yards on 8 carries, including 11 and 56-yard touchdowns and made 2 catches for 37 yards...*Georgia Tech (Gator Bowl)*...Rushed 21 times for 107 yards.

1998: Played in ten games behind Edgerrin James at tailback...Carried 82 times for 545 yards (6.6 avg.) and 5 touchdowns...Caught 5 passes for 30 yards (6.0 avg.)...*East Tennessee State*...Opened the season in explosive fashion, piling up 147 yards with a pair of touchdowns on 12 chances...*Florida State*...Rushed 17 times for 88 yards...*West Virginia*...Added 49 yards on only 4 attempts...*Boston College*...Followed with a 79-yard gain, but suffered a hamstring strain on the run...*UCLA*...Did not play (hamstring)...*Syracuse*...Picked up 88 yards on 16 tries...*North Carolina State (MicronPC.com Bowl)*...Combined with Edgerrin James to gain 255 yards with four touchdowns as Jackson totaled 11 carries for 99 yards with scores of 13 and 25 yards.

1997: Appeared in nine games as a redshirt freshman, starting vs. *Syracuse*...Set a school season-record for first-year players as he gained 595 yards with 6 touchdowns on 81 carries (7.3 avg.)...Added 52 yards on 10 receptions (5.2 avg.)...*Temple*...Had his "coming out" party in the season's seventh game, rushing for a career-high 187 yards on 18 tries with 20 and 74-yard touchdowns...His 187 yards rank fifth on the school's game-record chart...*Arkansas State*...Picked up 115 yards on 10 attempts, including a 56-yard touchdown...*Virginia Tech*...Had his third-straight 100-yard performance as he rushed 9 times for 142 yards with 78 and 12-yard touchdowns...*Syracuse*...In his first career start, he responded with 67 yards and a 14-yard score on 16 runs.

1996: Appeared in two games before the coaches decided to redshirt him, gaining 22 yards on 8 carries while also catching an 8-yard pass.

Personal: Member of the 1994 Orlando Sentinel Super 11 squad as a senior, adding All-County honors at Glades Central (Belle Glade, Fla.) High...Totaled over 1,100 yards on 100 carries with 16 touchdowns and made 20 catches for 434 yards in nine games as a senior (missed four games due to a shoulder injury)...Earned four letters in baseball, batting .355 for his career...Originally committed to Notre Dame, but spent the 1995 season at Fork Union Military Academy (Va.), rushing for 1,708 yards and 25 touchdowns... Liberal Arts major...Son of Shirley and Eddie Hicks...Born James Shurate Jackson on Aug. 4, 1976...Resides in Belle Glade, Fla.

JACKSON'S CAREER OFFENSIVE STATISTICS

Date	RUSHING					RECEIVING				
	No.	Yds	Avg.	Lg'	TD	No.	Yds	Avg.	Lg	TD
1996	8	25	2.8	7	0	1	7	7.0	7	0
1997	81	595	7.3	78	6	10	52	5.2	20	0
1998	82	545	6.6	79	5	5	30	6.0	10	0
1999	169	782	4.6	56	7	13	133	10.0	32	1
2000	201	1,006	5.0	39	11	9	56	6.2	20	2
Career	541	2,953	5.4	79	29	38	278	7.3	32	3

PLAYERS

2001 Draft Picks

ANTHONY HENRY 37

Defensive Back



HEIGHT 6-0	YEAR W/BROWNS R
WEIGHT 198	YEAR IN NFL R
BIRTHDATE Nov. 3, 1976	COLLEGE South Florida
HOW ACQUIRED D (4) - '01	

Career Transactions: Selected by the Cleveland Browns in the fourth round, 97th overall, in the 2001 NFL Draft.

College Highlights: Four-year starter for South Florida in the defensive backfield, but also has experience as a wide receiver...Finished his career with 256 tackles (169 solos) and 9 stops behind the line of scrimmage...Recovered 6 fumbles and deflected 22 passes...Also had 10 interceptions for 126 yards in returns, breaking the school career-records of 8 pass thefts for 118 yards in returns by Roy Manns (1997-2000).

2000: Started all year at strongside cornerback, but also saw action at free safety and as a receiver...Recorded 40 tackles (22 solos) with 4 stops for losses of 9 yards...Tied the school season-record with 5 interceptions for 88 yards in returns, matching the 5 pass thefts by Roy Manns in 1997...Had a team-high 8 pass deflections...Recovered 1 fumble and caught 1 pass for an 8-yard gain...Also had 2 punt returns for 14 yards (7.0 avg)...*Jacksonville State*...Made a stop behind the line of scrimmage on the season's opening drive...*Kentucky*...Picked off a Jared Lorenzen pass, returning the ball 25 yards, made 6 tackles (5 solos) with a stop for a 1-yard loss and deflected a pass...*James Madison*...Had another 6 hits (5 solos), including one for a 5-yard loss and also batted away a pass...*Baylor*...Caught a pass for an 8-yard gain and collected 4 tackles with 1 pass break-up and a fumble recovery...*Troy State*...Registered 6 tackles (4 solos) with a stop for a 2-yard loss, a pass deflection and 1 interception...*Liberty*...Returned an interception 32 yards and batted away a pass...*Connecticut*...Had a 12-yard interception return, 5 solo tackles and 1 pass break-up...*Middle Tennessee*...Added 5 tackles with 1 pass deflection and a 3-yard punt return...*Austin Peay*...Closed out his career with an 11-yard punt return and 1 deflected pass.

1999: Started eight of nine games he played in at free safety...Finished fourth on the team with 62 tackles (39 solos), including a stop for an 11-yard loss...Intercepted 3 passes for 27 yards in returns and deflected 3 others...Recovered 2 fumbles and caused 1 fumble...*San Diego State*...Opened the season with a 12-tackle (5 solos) performance...*Southwest Texas*...Returned an interception 12 yards for a touchdown and made 9 hits (5 solos) before leaving the game with torn cartilage in his right knee...*Western Kentucky*...Did not play after undergoing arthroscopic knee surgery...*Troy State*...Returned to make 3 tackles...*Southern Illinois*...Recovered a fumble and had a stop for an 11-yard loss...*Liberty*...Sat out the game after re-injuring his surgically-repaired knee...*Illinois State*...Came off the bench to recover a fumble and post 6 tackles (4 solos)...*New Hampshire*...Followed with a 5-tackle effort...*New Haven*...Picked off a pass and delivered 5 tackles (3 solos) with a pass deflection...*Hofstra*...Closed out the season with 5 tackles and 1 interception.

1998: Started all year at free safety...Also saw action as a quarterback for one series vs. Valparaiso...Ranked third on the team with 79 tackles (47 solos)...Deflected 6 passes and recovered 1 fumble...Returned 2 punts for 15 yards (7.5 avg) and ran 1 time for a 17-yard gain...*Valparaiso*...Scrambled for a 17-yard gain, attempted 1 pass and posted 6 tackles...*Elon*...Made 3 stops and deflected 1 pass...*Hofstra*...Credited with a 10-tackle (5 solos) performance...*Cumberland*...Registered 7 tackles (3 solos) with a stop for a 2-yard loss...*Charleston Southern*...Posted 6 tackles with a pass deflection and a stop behind the line of scrimmage...*Morehead State*...Came up with a season-high 14 tackles...*Georgia Southern*...Closed out the season with an 11-tackle effort...Also recovered a fumble.

1997: All-Independent Second-Team choice...Started all year at free safety as a redshirt freshman...Recorded 73 tackles (53 solos) with 2 stops for losses of 4 yards...Recovered 2 fumbles... Had a pair of interceptions and 5 pass deflections...*Drake*...Set a school record as he recovered a fumble and raced 42 yards for a touchdown...*Western Kentucky*...Collected a career-high 16 tackles (12 solos)...*Georgia Southern and Davidson*...Had an interception in both games.

Anthony Henry *continued*

1996: Did not play under NCAA Proposition 48 rules...Had this year of eligibility returned in 2000 upon his graduation.

Personal: Named Lee County Athlete of the Year and District Player of the Year as a senior at Estero (Fort Myers, Fla.) High...Lettered as a free safety, cornerback, quarterback and punter (41.6-yard average)... Threw for 821 yards and 7 touchdowns, gained 650 yards with 7 scores rushing and totaled 60 tackles with 3 interceptions in his final year...District Most Valuable Player in track, setting school records in the high jump (6' 6") and triple jump (44' 1")...Team MVP in basketball...Communications major...Nicknamed "Ant"...Born Anthony Daniel Henry on Nov. 3, 1976 in Fort Myers, Fla.

HENRY'S CAREER DEFENSIVE STATISTICS

Year	TACKLES			Sacks No./ Yds.	Int's No./Yds	Passes Def.	Fumbles Rec./For.	Blocked Kicks
	Total	Solo	Asst.					
1997	73	53	20	0/0	2/11	5	2/1	-
1998	79	47	32	0/0	0/0	6	1/1	-
1999	64	39	25	0/0	3/27	3	2/1	-
2000	40	30	10	0/0	5/88	8	1/0	-
Career	256	169	87	0/0	10/126	22	6/3	-

HENRY'S CAREER SPECIAL TEAMS STATISTICS

Year	PUNT RETURNS						KICKOFF RETURNS						Special Teams
	Ret.	FC	Yards	Avg.	Long	TD	Ret.	FC	Yards	Avg.	Long	TD	Tackles
1997	0	0	0	0	0	0	0	0	0	0	0	0	0
1998	2	0	15	7.5	11	0	0	0	0	0	0	0	0
1999	0	0	0	0	0	0	0	0	0	0	0	0	0
2000	2	0	14	7.0	11	0	0	0	0	0	0	0	0
Career	4	0	29	7.3	11	0	0	0	0	0	0	0	0

ADDITIONAL STATISTICS: Attempted 1 pass and gained 17 yards on a rushing attempt in 1998...Had an 8-yard reception in 2000.

HEIGHT
5-11

WEIGHT
186


BIRTHDATE
July 14, 1979

HOW ACQUIRED
D (6) - '01

YEAR W/BROWNS
R

YEAR IN NFL
R

COLLEGE
Texas A&M



**MICHAEL
JAMESON**

1

Defensive Back

Career Transactions: Selected by the Cleveland Browns in the sixth round, 165th overall, in the 2001 NFL Draft.

College Highlights: Began his Aggies career as a cornerback before shifting to strong safety as a junior... Moved again to free safety in his final season...Also served as the rusher on the punt return coverage unit... Tied with Kevin Smith (1988-91) for the school career-record with 3 interception returns for touchdowns... Finished his career with 190 tackles (131 solos), 7 interceptions and 19 pass deflections

2000: Provided veteran leadership as the only senior starter in the secondary...Bothered most of the year by a nagging high ankle sprain suffered earlier in the season...Limited to nine games, but still led the defensive

backfield with 64 tackles (42 solos), including a stop behind the line of scrimmage...Recovered a fumble and had a quarterback pressure...Intercepted a pair of passes for 88 yards in returns and deflected 6 others...*Notre Dame*...Began the season with 6 hits (4 solos) before suffering a high ankle sprain...*Wyoming and Texas-El Paso*...Did not play (ankle)...*Texas Tech*...Returned to make 7 tackles (6 solos) with a pass deflection and returned an interception 76 yards to set up a 2-yard touchdown run by Richard Whitaker... *Colorado*... Credited with an 8-tackle performance...*Baylor*...Followed with a season-high 10 tackles, including 1 for a loss and 1 pass deflection...*Iowa State*...Deflected 2 passes and returned an interception 12 yards...*Kansas State*... Delivered 9 tackles (7 solos)...*Oklahoma State*...Posted 5 hits with a pair of pass break-ups...*Oklahoma*... Recovered a fumble, advancing the ball 2 yards and made 5 tackles (4 solos)... *Texas*...Registered 10 tackles (6 solos)...*Mississippi State (Independence Bowl)*...Closed out his career with 7 tackles (2 solos).

1999: All-Big Twelve Conference Second-Team pick by Sports Page...Moved into the starting lineup at strong safety, ranking fourth on the team with 74 tackles (58 solos), including a pair of stops for losses of 5 yards... Deflected seven passes and led the team with 5 interceptions for 151 yards in returns, including 3 touchdowns, breaking the old school season-record of 2 thefts returned for scores by Kevin Smith in 1990...His 3 returns for touchdowns also tied Smith's Aggie career-record (1988-91)...Caused 3 fumbles and blocked 2 kicks...*Louisiana Tech*...Began the year with 7 tackles (3 solos)...*Tulsa*...Returned an interception 24 yards, deflected a pass and posted 6 hits (4 solos)...*Southern Mississippi*...Had a 26-yard interception return for a touchdown...*Texas Tech*...Collected 6 solo tackles...*Baylor*...Blocked a punt, advancing the ball 14 yards, returned an interception 20 yards for a touchdown and was in on 6 tackles (5 solos)...*Kansas*...Delivered 9 tackles (7 solos) with 2 stops for minus 5 yards and a pass break-up...*Oklahoma*...Made 7 hits (6 solos) and deflected a pass...*Nebraska*...Registered a career-high 13 tackles (10 solos) with a pass deflection... *Missouri*...Returned an interception 11 yards to set up a score, had another pass theft that he returned 70 yards for a touchdown, deflected a pass and made 7 tackles (6 solos)...*Texas*...Came up with 6 tackles (5 solos), 2 pass deflections and a blocked punt that he returned 6 yards...*Penn State (Alamo Bowl)*...Made a pair of tackles.

1998: Played in every game, backing up both cornerback positions...Recorded 38 tackles (23 solos) with a 7-yard sack and 3 stops for losses of 10 yards...Deflected 5 passes...*Louisiana Tech*...Registered a season-high 7 tackles (5 solos) with 2 pass break-ups...*Kansas*...Had a pair of solo tackles, a pass deflection, sacked QB Zac Wegner for a 7-yard loss and stopped tailback David Winbush behind the line of scrimmage...*Nebraska and Oklahoma State*...Posted 4 tackles in both games...*Baylor*...Collected 5 hits, including one for a 1-yard loss... *Florida State, Southern Mississippi and Kansas State (Big Twelve Championship)*...Made 3 tackles in each contest...*Ohio State (Sugar Bowl)*...Played, but did not record any tackles.

1997: Played in every game behind Jason Webster at weakside cornerback, recording 14 tackles (8 solos) with a pass deflection and a fumble recovery.

Personal: Earned All-State honors at Ellison (Killeen, Texas) High...Recorded 126 tackles, with 3 interceptions and 12 pass deflections as a senior...Named team MVP that year...Also lettered in basketball and track... Agricultural Development major...Fellow A&M defensive back Jay Brooks was his high school teammate and Jameson even lived with Brooks' family when Jameson's mother's military obligations took her overseas...Son of Pamela and Michael Jameson, Sr...Born July 7, 1979...Resides in Killeen, Texas.

JAMESON'S DEFENSIVE STATISTICS

Year	TACKLES			Sacks	Int's	Passes	Fumbles	Blocked
	Total	Solo	Asst.	No./ Yds.	No/Yds	Def.	Rec./For.	Kicks
1997	14	8	6	0/0	0/0	1	1/0	0
1998	38	23	15	1/7	0/0	5	0/0	0
1999	74	58	16	0/0	5/151	7	0/3	2
2000	64	42	22	0/0	2/88	6	1/0	0
Career	190	131	59	1/7	7/239	19	2/3	2

JAMESON'S CAREER SPECIAL TEAMS STATISTICS

Year	PUNT RETURNS						KICKOFF RETURNS						Special Teams
	Ret.	FC	Yards	Avg.	Long	TD	Ret.	FC	Yards	Avg.	Long	TD	Tackles
1997	0	0	0	0	0	0	0	0	0	0	0	0	0
1998	0	0	0	0	0	0	0	0	0	0	0	0	0
1999	2	0	20	10.0	14	0	0	0	0	0	0	0	0
2000	1	0	39	39.0	39	0	0	0	0	0	0	0	0
Career	3	0	59	19.7	39	0	0	0	0	0	0	0	0

ADDITIONAL STATISTICS: Returned a fumble recovery 2 yards in 2000.

HEIGHT

6-5

YEAR W/BROWNS

R

WEIGHT

306

YEAR IN NFL

R

BIRTHDATE

July 12, 1979

COLLEGE

Boston College

HOW ACQUIRED

D (7a) - '01



**PAUL
ZUKAUSKAS**

62

Offensive Lineman

Career Transactions: Selected by the Cleveland Browns in the seventh round, 203rd overall, in the 2001 NFL Draft.

College Highlights: Three-year starter who became the first freshman in over twenty years to start on the offensive line (vs. Virginia Tech in 1997)...Physical drive blocker who established himself as one of the most dominating linemen in the Big East last season...Has 33 starting assignments to his credit.

2000: All-Big East Conference First-Team selection...Member of *The Sporting News'* All-Underrated team...Started ten contests at right offensive guard, collecting 82 knockdowns while not allowing a quarterback sack (offensive line gave up only six sacks for the season)...Helped the team rank third in the conference with an average of 414.9 yards per game in total offense...Served as team tri-captain...*Army*...Graded a season-high 91% for blocking consistency, collecting 10 knockdowns while opening a hole used by tailback Cedric Washington for an 8-yard scoring run and later cut blocked linebacker Lyle Weaver on a 75-yard touchdown bomb from QB Tim Hasselbeck to receiver Dedrick Dewalt as the offense generated 587 yards...*Navy*...Had 7 first half knockdowns and cleared a rush lane for William Green's 1-yard touchdown run as the Eagles soared for 625 yards...*Syracuse*...Leveled defensive tackle Ronnie Simpkins on a game-winning 6-yard scoring scamper by Green as BC collected 295 yards in a 20-13 triumph...*Pittsburgh*...Forced from the game with a concussion (second degree). *Rutgers*...Did not play (concussion)...*Notre Dame*...Took down defensive tackle Anthony Weaver with a roll block on QB Brian St. Pierre's 4-yard scoring lob to Ryan Utzler...*Arizona State (Aloha Bowl)*...His cut block on middle linebacker Solomon Bates gave Hasselbeck the protection needed until he could uncork a 58-yard touchdown strike to Dewalt as the team amassed 389 yards.

1999: All-Big East Conference Second-Team selection...Started every game at right offensive guard...Registered 67 knockdowns and allowed only 1 quarterback sack as the team generated 4,187 yards, an average of 380.6 yards per game...*Baylor*...Delivered 7 knockdowns, opening a rush lane used by Carlton Rowe for a 1-yard touchdown run and cut blocked defensive tackle Dwight Johnson on a 6-yard scoring scamper by Cedric Washington as the Eagles amassed 354 yards...*Navy*...Raced to the left side to level strong safety Chris Lepore, killing the blitz on Tim Hasselbeck's 64-yard touchdown bomb to DuJuan Daniels as the team piled up 305 aerial yards...*Syracuse*...Crashed into linebacker Keith Bulluck, spring Hasselbeck for an 11-yard touchdown run, finishing with 8 knockdowns for a unit that totaled 269 yards...*Notre Dame*...Allowed his only sack when linebacker Ronnie Nicks raced by on a blitz, but cut blocked defensive end Lamont Bryant while leading

PLAYERS

2001 Draft Picks

Paul Zukauskas *continued*

the charge around the right corner on Hasselbeck's 1-yard scoring run...*Colorado (Insight.com Bowl)*...Dropped linebacker Fred Jones to give Hasselbeck time to lob a 2-yard scoring pass to Jamal Burke as the team gained 255 yards.

1998: Moved into the starting lineup full-time, taking over the right tackle position...Credited with 49 key blocks in helping the offense gain 4,527 yards, the sixth-best total in school history...*Temple*...Graded a season-high 87% and posted 6 knockdowns, including 1 that cleared the way for HB Mike Cloud's 2-yard scoring plunge as the team amassed 443 yards in a 31-7 win...*Notre Dame*...Took down linebacker Kory Minor, giving QB Scott to Mutryn time to connect with receiver Anthony DiCosmo on a 23-yard touchdown strike as the Eagles gained 318 aerial yards...*Navy*...Credited with a timely block that gave QB Scott Mutryn time to find Jermain Walker with an 11-yard touchdown pass as the Eagles soared for 369 aerial yards.

1997: Appeared in seven games as a true freshman...Earned his only start vs. Virginia Tech, lining up at right offensive tackle.

Personal: Earned All-State and All-Conference honors as a senior tackle at Boston College (Ma.) High... Captured *Boston Globe*, *Boston Herald* and *Patriot Ledger* All-Scholastic accolades...Earned All-America honors from *Prep Star* and *USA Today*, and All-Region honors from several other recruiting services...Made 40 tackles as a senior...Served as team captain...Played in the 1997 Massachusetts Shriners Football Classic... Communications major, enrolled in the Carroll School of Management...Brother, Tom, recently graduated from Boston College...Performs community service at several local schools...Son of Ann Marie and Thomas Zukauskas...Born Paul Malcolm Zukauskas on July 12, 1979...Resides in Weymouth, Mass.

ANDRE
KING
18

Wide Receiver



HEIGHT

5-11

WEIGHT

195

BIRTHDATE

Nov. 26, 1973

HOW ACQUIRED

D (7b) - '01

YEAR W/BROWNS

R

YEAR IN NFL

R

COLLEGE

Miami

Career Transactions: Selected by the Cleveland Browns in the seventh round, 245th overall, in the 2001 NFL Draft.

College Highlights: Originally signed with the University of Michigan in 1993, but was then selected in the second round by the Atlanta Braves baseball organization...Played at four different levels in the minor league system for Atlanta, Cincinnati and Tampa Bay before quitting baseball to return to football...Valuable slot receiver who is called a "coach on the field" for his knowledge of the game and maturity...Played in 41 games for the Hurricanes, earning four starting assignments...Finished his career with 64 receptions for 834 yards (13.0 avg.) and three touchdowns.

2000: Recipient of the Dale Melching Leadership Award, given annually to the Hurricane player that is voted the team's top leader by the coaching staff...Played in ten games, starting vs. McNeese State and Syracuse when Miami opened with a three-receiver formation...Finished with 11 catches for 151 yards (13.7 avg) and a touchdown...Also made a solo tackle and recovered a fumble on the special teams coverage unit...*McNeese State*...Opened the season with a 24-yard reception and a timely block upfield to clear the way for 23-yard catch-and-run touchdown reception by Miami receiver Daryl Jones...*Rutgers*...Scored on a 9-yard catch...*Washington*...Had a pair of catches for 9 yards...*Florida State*...Added a 14-yard catch and a fumble recovery...*Temple*...Did not play (shoulder)...*Louisiana Tech*...Recorded a solo tackle...*Syracuse*...Had a season-long 36-yard reception...*Boston College*...Caught a pair of passes for 30 yards...*Florida (Sugar Bowl)*...Closed out his career with 19 yards on 2 catches.

1999: Academic All-Big East Conference selection...Played in every game behind Reggie Wayne at split

Andre King *continued*

end...Caught 20 passes for 220 yards (11.0 avg.) and a touchdown...Added 154 yards on 9 kickoff returns (17.1 avg.)...Also recorded a solo tackle...*Penn State*...Gained 82 yards on 4 kickoff returns and also had a 15-yard catch...*East Carolina*...Returned 2 kickoffs for 31 yards...*Florida State*...Hauled in 5 passes for 78 yards and leveled safety Derrick Gibson upfield as UM receiver Santana Moss raced by with an 80-yard touchdown catch...*Boston College*...Followed with 19 yards on 3 grabs...*Virginia Tech*...Made a solo tackle and caught 4 passes for 31 yards, including a 7-yard score...*Temple*...Snatched 2 passes for 14 yards and returned a kickoff 14 yards...*Georgia Tech (Gator Bowl)*...Scored the team's first touchdown in a 28-13 win on a 15-yard reception, finishing with 33 yards on 4 catches.

1998: Played in every game, starting the final two contests vs. Syracuse and UCLA at split end for an injured Reggie Wayne...Caught a career-high 28 passes for 397 yards (14.2 avg.) and a touchdown...Also recorded a solo tackle...*East Tennessee State*...Gained 30 yards on 2 catches...*Rutgers*...With both receiver (King) and quarterback (Kenny Kelly) playing together two years earlier as members of the Tampa Bay Devil Rays minor league organization, it was only fitting that King's first touchdown (30 yards) would come on a pass from Kelly, finishing the day with 4 catches for 60 yards and a solo tackle...*Pittsburgh*...Came off the bench when Wayne was injured to haul in 4 passes for 50 yards...*Syracuse*...Earned his first career start, grabbing 3 passes for 34 yards...*UCLA*...Had a career day as he made 8 catches for 124 yards...*North Carolina State (MicronPC.com Bowl)*...Had 3 receptions for 20 yards and a 4-yard score.

1997: Appeared in eight games as a reserve split end, catching 5 passes for 66 yards (13.2 avg.)... Also recorded a pair of tackles...*Boston College*...Made 2 catches for 38 yards, including a 22-yarder that set up an 8-yard touchdown run by Edgerrin James...*Florida State and West Virginia*...Made a tackle in both games...*Syracuse*...Missed the season finale to get married.

Personal: All-State and All-County selection as a split end at Stranahan (Ft. Lauderdale, Fla.) High...Caught 25 passes for 700 yards and 4 touchdowns as a senior...Also lettered in baseball, batting .492 with 7 home runs and 30 stolen bases his senior season...Signed a National Letter of Intent with Michigan out of high school before opting to pursue Major League Baseball career...Selected in the second round of the 1993 Major League Baseball amateur draft by the Atlanta Braves...Played with four different minor league clubs over five seasons, including teams in the Atlanta, Cincinnati and Tampa Bay organizations...Business Management major...Married Jessica Vogel on Nov. 29, 1997...Son of Rudolph and Cynthia King...Born Andre Omar King on Nov. 26, 1973...Resides in Ft. Lauderdale, Fla.

KING'S CAREER OFFENSIVE STATISTICS

Year	RECEIVING					RUSHING				
	No.	Yards	Avg.	Long	TD	No.	Yards	Avg.	Long	TD
1997	5	66	13.2	22	0	0	0	0	0	0
1998	28	397	14.2	30	1	0	0	0	0	0
1999	20	220	11.0	19	1	0	0	0	0	0
2000	11	151	13.7	36	1	0	0	0	0	0
Career	64	834	13.0	36	3	0	0	0	0	0

KING'S CAREER SPECIAL TEAMS STATISTICS

Year	KICKOFF RETURNS					PUNT RETURNS					Special Teams		
	Ret.	FC	Yards	Avg.	Long	TD	Ret.	FC	Yards	Avg.	Long	TD	Tackles
1997	0	0	0	0	0	0	0	0	0	0	0	0	2
1998	0	0	0	0	0	0	0	0	0	0	0	0	1
1999	9	0	154	17.1	24	0	0	0	0	0	0	0	1
2000	0	0	0	0	0	0	0	0	0	0	0	0	1
Career	9	0	154	17.1	24	0	0	0	0	0	0	0	5

PLAYERS

Rookie Free Agents

**CECIL
CALDWELL**
62

Defensive Lineman



HEIGHT 6-1	YEAR W/BROWNS R
WEIGHT 268	YEAR IN NFL R
BIRTHDATE Feb. 23, 1977	COLLEGE South Carolina
HOW ACQUIRED FA - '01	

Career Transactions: Signed by Cleveland as a free agent April 24, 2001.

College Highlights: Three-year starter...Registered 189 tackles, including 28 for loss and 14.5 sacks during career...Team co-captain helped lead Gamecocks to turnaround season culminating in Outback Bowl victory over Ohio State...Led team with 6 sacks and ranked second on squad with 8 quarterback pressures...Recorded 37 tackles (21 solos), including 10 for loss, 1 pass deflection and 1 fumble recovery during senior season...Played in 42 games with 35 starts during career.

**DAYMON "BO"
CARROLL**
15

Wide Receiver



HEIGHT 5-9	YEAR W/BROWNS R
WEIGHT 165	YEAR IN NFL R
BIRTHDATE April 27, 1977	COLLEGE Florida
HOW ACQUIRED FA - '01	

Career Transactions: Signed by Cleveland as a free agent April 24, 2001.

College Highlights: Played tailback and kick returner...Caught 7 passes for 125 yards and 1 TD during senior season...Amassed 382 all-purpose yards in nine regular-season games (191 KOR, 125 receiving and 66 rushing)...Totaled 92 all-purpose yards in 2001 Sugar Bowl (60 KOR, 25 receiving and 7 rushing)...Associated Press All-SEC First Team selection as an all-purpose runner and named Florida's Outstanding Running Back as a junior...Rushed 86 times for 577 yards (6.7 yards per carry) and 3 TDs and returned 23 kickoffs for 599 yards (26.0 average) and 1 TD (100 yard return vs. LSU)...Totaled 47 kickoff returns for 1,183 yards (25.2 average) and 2 TDs during career with the Gators.

**BRANDON
DAVIS**
39

Safety



HEIGHT 6-4	YEAR W/BROWNS R
WEIGHT 215	YEAR IN NFL R
BIRTHDATE Oct. 3, 1978	COLLEGE Arkansas
HOW ACQUIRED FA - '01	

Career Transactions: Signed by Cleveland as a free agent April 24, 2001.

College Highlights: Did not play football at Arkansas...Four-year letterman as guard/forward for the Razorbacks' basketball team...Played in 27 games with five starts as a senior, averaging 3.0 points and 2.4 rebounds per game...Established career highs with 33 games played and 10 starts as a junior...Averaged 4.0 points and 2.1 rebounds per game...Played in 19 games as a sophomore and 25 games as a freshman...Was an all-state and all-district selection in football at Fairview High School in Camden, Ark.

HEIGHT

6-1

WEIGHT

219

BIRTHDATE

June 8, 1979

HOW ACQUIRED

FA - '01

YEAR W/BROWNS


R

YEAR IN NFL

R

COLLEGE

Alabama-Birmingham

**CARL
FAIR****42****Running Back**

Career Transactions: Signed by Cleveland as a free agent April 26, 2001.

College Highlights: Quiet field leader who saw his Blazers career set back by injuries...Came to UAB from East Mississippi Junior College...Finished his UAB career with 130 carries for 616 yards and 3 rushing touchdowns and 8 receptions for 62 yards and 1 receiving touchdown...In 2000, appeared in 10 games at fullback, finishing third on the team with 211 yards on 55 carries (3.8 avg)...Also recorded 1 solo tackle...In 1999, appeared in the first six games, starting four contests before being sidelined by a broken leg... Was the team's leading rusher with 75 carries for 405 yards (5.4 avg) and 3 touchdowns prior to his injury...Also caught 8 passes for 62 yards (7.8 avg) and a score...Junior College, lettered twice as a tailback at East Mississippi Community College...Named the top junior college player in the South by *Deep South Football Recruiting Guide*...All-State and All-Conference selection as a sophomore, adding all-Conference Second-Team honors as a freshman...In 1998, appeared in only seven games due to a broken arm...Finished with 697 yards and 8 touchdowns on 81 carries (8.6 avg)...In 1997, played in five games, collecting 580 yards on 76 attempts (7.6 avg) with 6 touchdowns...Also gained 186 yards on 6 kickoff returns (31.0 avg)...Resides in Starkville, Miss.

HEIGHT

6-5

WEIGHT

259

BIRTHDATE

Feb. 20, 1977

HOW ACQUIRED

FA - '01

YEAR W/BROWNS


R

YEAR IN NFL

R

COLLEGE

Texas A&M-Kingsville

**KERRY
LINNEAIR****68****Defensive End**

Career Transactions: Signed with Cleveland as a free agent April 24, 2001.


College Highlights: Registered 16 tackles for loss and 7 sacks during senior season...Also recorded 55 tackles (28 solos) and 2 fumble recoveries for the Javelinas...Tallied 30 tackles, including 9 for loss, and 5 sacks as a junior...Transferred to Texas A&M-Kingsville from Oklahoma State after starting three games as a freshman.

PLAYERS

Rookie Free Agents

JOHN
RAVECHE
68

Offensive Tackle



HEIGHT 6-5	YEAR W/BROWNS R
WEIGHT 305	YEAR IN NFL R
BIRTHDATE Aug. 12, 1979	COLLEGE Princeton
HOW ACQUIRED FA - '01	

Career Transactions: Signed by Cleveland as a free agent June 5, 2001.

College Highlights: In 2000, started all 10 games at offensive tackle for Princeton...Honorable mention All-Ivy League selection...As a junior in 1999, started all 10 games at offensive tackle...Pronounced: Rav-eh-shay.

DOUG
ROSFELD
59

Center



HEIGHT 6-4	YEAR W/BROWNS R
WEIGHT 281	YEAR IN NFL R
BIRTHDATE May 28, 1979	COLLEGE Cincinnati
HOW ACQUIRED FA - '01	

Career Transactions: Signed with Cleveland as a free agent April 24, 2001.

College Highlights: Anchored Bearcats' offensive line, starting final 34 games of his career...Named First-Team All-Conference-USA following junior and senior seasons...Tabbed Third-Team pre-season All-America choice by *Athlon Sports* and honorable mention pre-season All-America by *The Sporting News* prior to senior campaign...Led a young offensive line during junior season that led the nation and established a school record by allowing only 8 sacks all season.

CLEVELAND
BROWNS
COM

Alphabetical Roster (As of June 26, 2001)

No.	Name	Pos.	Ht.	Wt.	Birthdate	Exp.	College	Hometown	How Acq.
53	Abdullah, Rahim	LB	6-5	251	3/22/76	3	Clemson	Jacksonville, Fla.	D2b - '99
28	Barnes, Rashidi	DB	5-11	205	6/26/78	2	Colorado	Berkeley, Calif.	D7c - '00
63	Bedell, Brad	OL	6-4	299	2/12/77	2	Colorado	Arcadia, Calif.	D6b - '00
52	Boyer, Brant	LB	6-1	230	6/27/71	8	Arizona	Ogden, Utah	UFA (Jac.) - '01
89	Brown, Bobby	WR	6-2	197	3/26/77	2	Notre Dame	Ft. Lauderdale, Fla.	FA - '00
92	Brown, Courtney	DE	6-4	266	2/14/78	2	Penn State	Alvin, S.C.	D1 - '00
65	Bundren, Jim	C	6-3	303	10/6/74	3	Clemson	Wilmington, Del.	ED (N.Y.) - '99
54	Burnett, Chester	LB	5-10	230	4/15/75	2	Arizona	Denver, Colo.	FA - '00
62b	Caldwell, Cecil	DL	6-1	268	2/23/77	R	South Carolina	Newberry, S.C.	FA - '01
83	Campbell, Mark	TE	6-6	253	12/6/75	3	Michigan	Clawson, Mich.	FA - '99
15	Carroll, Daymon "Bo"	WR	5-9	165	4/27/77	R	Florida	Norristown, Pa.	FA - '01
69	Chanoine, Roger	OT	6-4	295	9/11/76	2	Temple	Linden, N.J.	FA - '99
27	Chapman, Lamar	DB	6-0	186	11/6/76	2	Kansas State	Liberal, Kan.	D5b - '00
84	Chiaverini, Darrin	WR	6-2	210	10/12/77	3	Colorado	Orange County, Calif.	D5 - '99
93	Colinet, Stalin	DT	6-6	288	7/17/74	5	Boston College	New York, N.Y.	Tr. (Min.) - '99
2	Couch, Tim	QB	6-4	227	7/31/77	3	Kentucky	Hyden, Ky.	D1 - '99
39	Davis, Brandon	S	6-4	215	10/3/78	R	Arkansas	Camden, Ark.	FA - '01
88	Dawson, JaJuan	WR	6-1	197	11/5/77	2	Tulane	Houston, Texas	D3b - '00
4	Dawson, Phil	K	5-11	190	1/23/75	3	Texas	Dallas, Texas	FA - '99
11	Detmer, Ty	QB	6-0	194	10/30/67	10	Brigham Young	San Antonio, Texas	Tr. (S.F.) - '99
82	Dudley, Rickey	TE	6-6	255	7/15/72	6	Ohio State	Henderson, Texas	UFA (Oak.) - '01
43	Ellsworth, Percy	DB	6-2	225	10/19/74	6	Virginia	Drewryville, Va.	UFA (N.Y.G.) - '00
42	Fair, Carl	RB	6-1	219	6/8/79	R	Alabama-Birmingham	Starkville, Miss.	FA - '01
34	Floyd, Chris	FB	6-2	235	6/23/75	4	Michigan	Detroit, Mich.	FA - '00
22	Franz, Todd	CB	6-0	194	4/12/76	1	Tulsa	Enid, Okla.	FA - '00
24	Fuller, Corey	DB	5-10	205	5/1/71	7	Florida State	Tallahassee, Fla.	UFA (Min.) - '99
17	Gardocki, Chris	P	6-1	200	2/7/70	11	Clemson	Stone Mountain, Ga.	UFA (Ind.) - '99
56	Harris, Anthony	LB	6-1	240	1/25/73	5	Auburn	Fort Pierce, Fla.	Tryout
37	Henry, Anthony	DB	6-0	198	11/3/76	R	South Florida	Fort Myers, Fla.	D4 - '01
10	Holcomb, Kelly	QB	6-2	212	7/9/73	5	Middle Tennessee State	Fayetteville, Tenn.	FA - '01
73	Holland, Darius	DT	6-5	330	11/10/73	7	Colorado	Las Cruces, N.M.	UFA (Det.) - '99
29	Jackson, James	RB	5-10	209	8/4/76	R	Miami	Belle Glade, Fla.	D3 - '01
81	Jackson, Lenzie	WR	6-0	184	6/17/77	3	Arizona State	Milpitas, Calif.	FA - '00
31	Jackson, Raymond	DB	5-10	189	2/17/73	6	Colorado State	Denver, Colo.	ED (Buf.) - '99
1	Jameson, Michael	DB	5-11	186	7/14/79	R	Texas A&M	Killeen, Texas	D6 - '01
85	Johnson, Kevin	WR	5-11	195	7/15/76	3	Syracuse	Hamilton Township, N.J.	D2a - '99
67	Johnson, Tre'	OG	6-2	326	8/30/71	8	Temple	Peekskill, NY	UFA (Was.) - '01
51	Jones, Lenoy	LB	6-1	235	9/25/74	6	Texas Christian	Marlin, Texas	ED (Ten.) - '99
18	King, Andre	WR	5-11	195	11/26/73	R	Miami	Fort Lauderdale, Fla.	D7b - '01
97	Kuehl, Ryan	DT	6-5	290	1/18/72	5	Virginia	Bethesda, Md.	FA - '99
79	LaMontagne, Noel	OL	6-4	301	3/9/77	2	Virginia	Coopersburg, Pa.	FA - '00
61	Lindsay, Everett	OL	6-4	302	9/18/70	8	Mississippi	Burlington, Iowa	UFA (Bal.) - '00
3	Lindstrom, Gabe	P	6-4	225	5/25/76	1	Toledo	Bisbee, Ariz.	FA - '01
68	Linnear, Kerry	DE	6-5	259	2/20/77	R	Texas A&M-Kingsville	DeSoto, Texas	FA - '01

PLAYERS

Alphabetical Roster

No.	Name	Pos.	Ht.	Wt.	Birthdate	Exp.	College	Hometown	How Acq.
20	Little, Earl	DB	6-0	198	3/10/73	4	Miami	Miami, Fla.	W (N.O.) - '99
26	Malbrough, Anthony	DB	5-10	185	12/9/76	2	Texas Tech	Beaumont, Texas	D5a - '00
33	McCutcheon, Daylon	CB	5-10	180	12/9/76	3	Southern California	La Puente, Calif.	D3a - '99
90	McKenzie, Keith	DL	6-3	273	10/17/73	6	Ball State	Detroit, Mich.	UFA (G.B.) - '00
66	McKinney, Jeremy	OL	6-6	301	1/6/76	1	Iowa	Huntington Park, Colo.	FA - '99
98	Miller, Arnold	DE	6-3	239	1/3/75	3	Louisiana State	New Orleans, La.	FA - '99
95	Miller, Jamir	LB	6-5	266	11/19/73	8	UCLA	Oakland, Calif.	UFA (Ari.) - '99
48	Monroe, Rod	TE	6-5	254	7/30/75	2	Cincinnati	Hearne, Tex.	FA - '00
55	Moore, Marty	LB	6-1	245	3/19/71	8	Kentucky	Phoenix, Ariz.	UFA (N.E.) - '00
5	Morgan, Quincy	WR	6-1	209	9/23/77	R	Kansas State	Garland, Texas	D2 - '01
86	Northcutt, Dennis	WR	5-11	175	12/22/77	2	Arizona	Los Angeles, Calif.	D2 - '00
72	Oben, Roman	OT	6-4	305	10/9/72	6	Louisville	Washington, D.C.	UFA (N.Y.G.) - '00
12	O'Connor, Drew	WR	6-3	211	2/2/76	1	Maine	New Brunswick, N.J.	FA - '00
60	O'Hara, Shaun	C	6-3	287	6/23/77	2	Rutgers	Hillsborough, N.J.	FA - '00
36	Poindexter, Anthony	DB	6-0	220	7/28/76	3	Virginia	Forest, Va.	FA - '01
41	Prentice, Travis	RB	5-11	221	12/8/76	2	Miami (Ohio)	Louisville, Ky.	D3a - '00
71	Pyne, Jim	OL	6-2	297	11/23/71	8	Virginia Tech	Milford, Mass.	ED (Det.) - '99
58	Rainer, Wali	LB	6-2	245	4/19/77	3	Virginia	Charlotte, N.C.	D4 - '99
68	Raveche, John	OT	6-5	305	8/12/79	R	Princeton		FA - '01
23	Rhett, Errict	RB	5-11	211	12/11/70	8	Florida	West Hollywood, Fla.	UFA (Bal.) - '00
78	Rogers, Tyrone	DL	6-5	236	10/11/76	2	Alabama State	Montgomery, Ala.	FA - '99
59	Rosfeld, Doug	C	6-4	281	5/28/79	R	Cincinnati	Cincinnati, Ohio	FA - '01
99	Roye, Orpheus	DL	6-4	313	1/21/74	6	Florida State	Miami, Fla.	UFA (Pit.) - '00
57	Rudd, Dwayne	LB	6-2	237	2/3/76	5	Alabama	Batesville, Miss.	UFA (Min.) - '01
50	Saleh, Tarek	LB	6-0	240	11/7/74	5	Wisconsin	Fairfield, Conn.	ED (Car.) - '99
25	Sanders, Lewis	DB	6-0	200	6/22/78	2	Maryland	Staten Island, N.Y.	D4a - '00
87	Santiago, O.J.	TE	6-7	264	3/4/74	5	Kent State	Toronto, Ontario	W (Dal.) - '00
7	Schorejs, Derek	K	6-0	220	5/14/73	1	Bowling Green	Westerville, Ohio	FA - '01
44	Sellers, Mike	HB	6-3	260	7/21/75	4	Walla Walla CC	North Thurston, Wash.	RFA (Was.) - '01
80	Shea, Aaron	TE	6-3	244	12/5/76	2	Michigan	Ottawa, Ill.	D4b - '00
74	Smith, Mark	DT	6-4	294	8/28/74	5	Auburn	Vicksburg, Miss.	UFA (Ari.) - '01
21	Smith, Marquis	DB	6-2	213	1/13/75	3	California	San Diego, Calif.	D3b - '99
40	Smith, Michael	LB	6-3	240	10/29/77	1	Miami	Riviera Beach, Fla.	FA - '01
47	Spikes, Rahshon	RB	5-10	206	10/16/77	1	North Carolina State	Meriden, N.C.	FA - '00
91	Spriggs, Marcus	DT	6-4	314	7/26/76	3	Troy State	Washington, D.C.	D6a - '99
16	Thompson, Kevin	QB	6-5	236	7/27/77	2	Penn State	Damascus, Md.	FA - '00
96	Thompson, Mike	DT	6-4	295	12/22/71	5	Wisconsin	Portage, Wis.	ED (Cin.) - '00
77	Verba, Ross	OL	6-4	308	10/31/73	5	Iowa	Des Moines, Iowa	UFA (GB) - '01
94	Warren, Gerard	DT	6-4	322	7/25/78	R	Florida	Radford, Fla.	D1 - '01
30	White, Jamel	RB	5-9	208	2/11/77	2	South Dakota	Los Angeles, Calif.	W (Ind.) - '00
64	Wohlabaugh, Dave	C	6-3	292	4/13/72	7	Syracuse	Hamburg, N.Y.	UFA (N.E.) - '99
13	Wynn, Spergon	QB	6-3	226	8/10/78	2	Southwest Texas State	Houston, Texas	D6a - '00
75	Zahursky, Steve	G	6-6	305	9/2/76	3	Kent State	Euclid, Ohio	FA - '99
62w	Zukauskas, Paul	OL	6-5	306	7/12/79	R	Boston College	Weymouth, Mass.	D7a - '01

Numerical Roster (As of June 26, 2001)

No.	Name	Pos.	Ht.	Wt.	Age	Exp.	College	Hometown	How Acq.
1	Michael Jameson	DB	5-11	186	21	R	Texas A&M	Killeen, Texas	D6 - '01
2	Tim Couch	QB	6-4	227	23	3	Kentucky	Hyden, Ky.	D1 - '99
3	Gabe Lindstrom	P	6-4	225	25	1	Toledo	Bisbee, Ariz.	FA - '01
4	Phil Dawson	K	5-11	190	25	3	Texas	Dallas, Texas	FA - '99
5	Quincy Morgan	WR	6-1	209	23	R	Kansas State	Garland, Texas	D2 - '01
7	Derek Schorejs	K	6-0	220	28	1	Bowling Green	Westerville, Ohio	FA - '01
10	Kelly Holcomb	QB	6-2	212	27	5	Middle Tennessee State	Fayetteville, Tenn.	FA - '01
11	Ty Detmer	QB	6-0	194	33	10	Brigham Young	San Antonio, Texas	Tr. (S.F.) - '99
12	Drew O'Connor	WR	6-3	211	25	1	Maine	New Brunswick, N.J.	FA - '00
13	Spergon Wynn	QB	6-3	226	22	2	Southwest Texas State	Houston, Texas	D6a - '00
15	Daymon "Bo" Carroll	WR	5-9	165	24	R	Florida	Norristown, Pa.	FA - '01
16	Kevin Thompson	QB	6-5	236	23	2	Penn State	Damascus, Md.	FA - '00
17	Chris Gardocki	P	6-1	200	31	11	Clemson	Stone Mountain, Ga.	UFA (Ind.) - '99
18	Andre King	WR	5-11	195	27	R	Miami	Fort Lauderdale, Fla.	D7b - '01
20	Earl Little	DB	6-0	198	28	4	Miami	Miami, Fla.	W (N.O.) - '99
21	Marquis Smith	DB	6-2	213	26	3	California	San Diego, Calif.	D3b - '99
22	Todd Franz	CB	6-0	194	25	1	Tulsa	Enid, Okla.	FA - '00
23	Errict Rhett	RB	5-11	211	29	8	Florida	West Hollywood, Fla.	UFA (Bal.) - '00
24	Corey Fuller	DB	5-10	205	30	7	Florida State	Tallahassee, Fla.	UFA (Min.) - '99
25	Lewis Sanders	DB	6-0	202	22	2	Maryland	Staten Island, N.Y.	D4a - '00
26	Anthony Malbrough	DB	5-10	185	24	2	Texas Tech	Beaumont, Texas	D5a - '00
27	Lamar Chapman	DB	6-0	186	24	2	Kansas State	Liberal, Kan.	D5b - '00
28	Rashidi Barnes	DB	5-11	205	22	2	Colorado	Berkeley, Calif.	D7c - '00
29	James Jackson	RB	5-10	209	24	R	Miami	Belle Glad, Fla.	D3 - '01
30	Jamel White	RB	5-9	208	24	2	South Dakota	Los Angeles, Calif.	W (Ind.) - '00
31	Raymond Jackson	DB	5-10	189	28	6	Colorado State	Denver, Colo.	ED (Buf.) - '99
33	Daylon McCutcheon	CB	5-10	180	24	3	Southern California	La Puente, Calif.	D3a - '99
34	Chris Floyd	FB	6-2	235	25	4	Michigan	Detroit, Mich.	FA - '00
36	Anthony Poindexter	DB	6-0	220	24	3	Virginia	Forest, Va.	FA - '01
37	Anthony Henry	DB	6-0	198	24	R	South Florida	Fort Myers, Fla.	D4 - '01
39	Brandon Davis	S	6-4	215	22	R	Arkansas	Camden, Ark.	FA - '01
40	Michael Smith	LB	6-3	240	23	1	Miami	Riviera Beach, Fla.	FA - '01
41	Travis Prentice	RB	5-11	221	24	2	Miami (Ohio)	Louisville, Ky.	D3a - '00
42	Carl Fair	RB	6-1	219	22	R	Alabama-Birmingham	Starkville, Miss.	FA - '01
43	Percy Ellsworth	DB	6-2	225	26	6	Virginia	Drewryville, Va.	UFA (N.Y.G.) - '00
44	Mike Sellers	HB	6-3	260	25	4	Walla Walla CC	North Thurston, Wash.	RFA (Was.) - '01
47	Rahshon Spikes	RB	5-10	206	23	1	North Carolina State	Meriden, N.C.	FA - '00
48	Rod Monroe	TE	6-5	254	25	2	Cincinnati	Hearne, Texas	FA - '00
50	Tarek Saleh	LB	6-0	240	26	5	Wisconsin	Fairfield, Conn.	ED (Car.) - '99
51	Lenoy Jones	LB	6-1	235	26	6	Texas Christian	Marlin, Texas	ED (Ten.) - '99
52	Brant Boyer	LB	6-1	230	29	8	Arizona	Ogden, Utah	UFA (Jac.) - '01
53	Rahim Abdullah	LB	6-5	251	25	3	Clemson	Jacksonville, Fla.	D2b - '99
54	Chester Burnett	LB	5-10	230	26	2	Arizona	Denver, Colo.	FA - '00
55	Marty Moore	LB	6-1	245	30	8	Kentucky	Phoenix, Ariz.	UFA (N.E.) - '00

PLAYERS

Numerical Roster


No.	Name	Pos.	Ht.	Wt.	Age	Exp.	College	Hometown	How Acq.
56	Anthony Harris	LB	6-1	240	28	5	Auburn	Fort Pierce, Fla.	Tryout
57	Dwayne Rudd	LB	6-2	237	25	5	Alabama	Batesville, Miss.	UFA (Min.) - '01
58	Wali Rainer	LB	6-2	245	24	3	Virginia	Charlotte, N.C.	D4 - '99
59	Doug Rosfeld	C	6-4	281	22	R	Cincinnati	Cincinnati, Ohio	FA - '01
60	Shaun O'Hara	C	6-3	287	23	2	Rutgers	Hillsborough, N.J.	FA - '00
61	Everett Lindsay	OL	6-4	302	30	8	Mississippi	Burlington, Iowa	UFA (Bal.) - '00
62b	Cecil Caldwell	DL	6-1	268	24	R	South Carolina	Newberry, S.C.	FA - '01
62w	Paul Zukauskas	OL	6-5	306	21	R	Boston College	Weymouth, Mass.	D7a - '01
63	Brad Bedell	OL	6-4	299	24	2	Colorado	Arcadia, Calif.	D6b - '00
64	Dave Wohlabough	C	6-3	292	29	7	Syracuse	Hamburg, N.Y.	UFA (N.E.) - '99
65	Jim Bundren	C	6-3	303	26	3	Clemson	Wilmington, Del.	ED (N.Y.J.) - '99
66	Jeremy McKinney	OL	6-6	301	25	1	Iowa	Huntington Park, Colo.	FA - '99
67	Tre' Johnson	OG	6-2	326	29	8	Temple	Peekskill, NY	UFA (Was.) - '01
68	Kerry Linnear	DE	6-5	259	24	R	Texas A&M-Kingsville	DeSoto, Texas	FA - '01
68	John Raveche	OT	6-5	305	21	R	Princeton		FA - '01
69	Roger Chanoine	OT	6-4	295	24	2	Temple	Linden, N.J.	FA - '99
71	Jim Pyne	OL	6-2	297	28	8	Virginia Tech	Milford, Mass.	ED (Det.) - '99
72	Roman Oben	OT	6-4	305	28	6	Louisville	Washington, D.C.	UFA (N.Y.G.) - '00
73	Darius Holland	DT	6-5	330	27	7	Colorado	Lacs Cruces, N.M.	UFA (Det.) - '99
74	Mark Smith	DT	6-4	294	26	5	Auburn	Vicksburg, Miss.	UFA (Ari.) - '01
75	Steve Zahursky	G	6-6	305	24	3	Kent State	Euclid, Ohio	FA - '99
77	Ross Verba	OL	6-4	308	27	5	Iowa	Des Moines, Iowa	UFA (GB) - '01
78	Tyrone Rogers	DL	6-5	236	24	2	Alabama State	Montgomery, Ala.	FA - '99
79	Noel LaMontagne	OL	6-4	301	24	2	Virginia	Coopersburg, Pa.	FA - '00
80	Aaron Shea	TE	6-3	244	24	2	Michigan	Ottawa, Ill.	D4b - '00
81	Lenzie Jackson	WR	6-0	184	23	3	Arizona State	Milpitas, Calif.	FA - '00
82	Rickey Dudley	TE	6-6	255	28	6	Ohio State	Henderson, Texas	UFA (Oak.) - '01
83	Mark Campbell	TE	6-6	253	25	3	Michigan	Clawson, Mich.	FA - '99
84	Darrin Chiaverini	WR	6-2	210	23	3	Colorado	Orange County, Calif.	D5 - '99
85	Kevin Johnson	WR	5-11	195	24	3	Syracuse	Hamilton Township, N.J.	D2a - '99
86	Dennis Northcutt	WR	5-11	175	23	2	Arizona	Los Angeles, Calif.	D2 - '00
87	O.J. Santiago	TE	6-7	264	27	5	Kent State	Toronto, Ontario	W (Dal.) - '00
88	JaJuan Dawson	WR	6-1	197	23	2	Tulane	Houston, Texas	D3b - '00
89	Bobby Brown	WR	6-2	197	24	2	Notre Dame	Ft. Lauderdale, Fla.	FA - '00
90	Keith McKenzie	DL	6-3	273	27	6	Ball State	Detroit, Mich.	UFA (G.B.) - '00
91	Marcus Spriggs	DT	6-4	314	24	3	Troy State	Washington, D.C.	D6a - '99
92	Courtney Brown	DE	6-4	266	23	2	Penn State	Alvin, S.C.	D1 - '00
93	Stalin Colinet	DT	6-6	288	25	5	Boston College	New York, N.Y.	Tr. (Min.) - '99
94	Gerard Warren	DT	6-4	322	22	R	Florida	Raiford, Fla.	D1 - '01
95	Jamir Miller	LB	6-5	266	27	8	UCLA	Oakland, Calif.	UFA (Ari.) - '99
96	Mike Thompson	DT	6-4	295	28	5	Wisconsin	Portage, Wis.	ED (Cin.) - '99
97	Ryan Kuehl	DT	6-5	290	29	5	Virginia	Bethesda, Md.	FA - '99
98	Arnold Miller	DE	6-3	239	26	3	Louisiana State	New Orleans, La.	FA - '99
99	Orpheus Roye	DL	6-4	313	27	6	Florida State	Miami, Fla.	UFA (Pit.) - '00

- Jan. 11, 2001 **Chris Palmer** released as head coach.
- Jan. 16, 2001 WR-**Drew O'Connor** signed as free agent.
- Jan. 18, 2001 RB-**Rahshon Spikes** signed as free agent.
- Jan. 30, 2001 **Butch Davis** named head coach.
- Jan. 31, 2001 TE-**Kyle Allamon** signed as free agent.
- Feb. 1, 2001 **Bruce Arians** named offensive coordinator.
Foge Fazio named defensive coordinator.
Chuck Pagano named defensive backs coach.
- Feb. 2, 2001 **Terry Robiskie** named wide receivers coach.
- Feb. 6, 2001 **Todd Bowles** named defensive assistant.
Keith Butler named linebackers coach.
Ray Hamilton named defensive line coach.
Todd McNair named running backs coach.
- Feb. 7, 2001 **Phil Banko** named defensive assistant.
Carl Smith named quarterbacks coach.
Larry Zierlein named offensive line coach.
- Feb. 9, 2001 **Pete Garcia** named assistant coach-football development.
Steve Hagen named tight ends coach.
- Feb. 12, 2001 **Jerry Rosburg** named special teams coach.
- Feb. 13, 2001 **Tim Jorgensen** named head strength and conditioning coach.
Rob Phillips named assistant strength and conditioning coach.
- Feb. 15, 2001 RB-**Madre Hill**, CB-**Anthony Malbrough**, TE-**Rod Monroe**, WR-**Drew O'Connor**,
RB-**Rashon Spikes**, QB-**Kevin Thompson** and QB-**Spergon Wynn** allocated to NFL Europe.
- Feb. 22, 2001 RB-**Madre Hill** released.
QB-**Doug Pederson** released.
- Mar. 1, 2001 DL-**Geno Bell** released.
DL-**Stalin Colinet** signed to 3-year contract.
- Mar. 2, 2001 QB-**Kelly Holcomb** signed as free agent to 2-year contract.
- Mar. 3, 2001 OL-**Waverly Jackson** (RFA-Indianapolis) signed to offer sheet for 3-year contract.
Offer sheet matched by Indianapolis on March 7.
- Mar. 4, 2001 LB-**Dwayne Rudd** (UFA-Minnesota) signed to 5-year contract.
- Mar. 5, 2001 FB-**Tarek Saleh** signed to 1-year contract.
- Mar. 12, 2001 LB-**Brant Boyer** (UFA-Jacksonville) signed to 3-year contract.
- Mar. 13, 2001 RB-**Curtis Enis** signed as free agent to 1-year contract.
DT-**Mark Smith** (UFA-Arizona) agreed to terms on 1-year contract.
- Mar. 14, 2001 TE-**Mike Sellers** (RFA-Washington) signed to offer sheet for 3-year contract.
- Mar. 15, 2001 Washington declined to match offer sheet for Mike Sellers.

PLAYERS

Transactions

- Mar. 19, 2001 WR-**Bobby Brown** signed (Browns' exclusive rights free agent).
- Mar. 20, 2001 OL-**Jim Bundren** signed (Browns' restricted free agent).
DB-**Todd Franz** signed (Browns' exclusive rights free agent).
- Mar. 22, 2001 LB-**Chester Burnett** signed (Browns' exclusive rights free agent).
- Mar. 23, 2001 OT-**Ross Verba** agreed to terms on 4-year contract.
- Mar. 26, 2001 TE-**O.J. Santiago** signed 1-year contract (Browns' UFA).
- Mar. 27, 2001 K-**Phil Dawson** signed 1-year contract (Browns' exclusive rights free agent).
- Mar. 30, 2001 TE-**Rickey Dudley** agreed to terms on 3-year contract (UFA-Oakland).
- Apr. 4, 2001 DL-**Tyrone Rogers** signed 1-year contract (Browns' exclusive rights free agent).
- Apr. 11, 2001 LB-**Michael Smith** signed as free agent to 2-year contract.
- Apr. 12, 2001 DE-**Arnold Miller** signed 1-year contract (Browns' exclusive rights free agent).
- Apr. 21, 2001 Selected DT-**Gerard Warren** (Florida) in the first round (third overall) of the NFL Draft, WR-**Quincy Morgan** (Kansas State) in the second round (33rd overall) and RB-**James Jackson** (Miami) in the third round (65th overall).
- Apr. 22, 2001 Selected DB-**Anthony Henry** (South Florida) in the fourth round (97th overall), LB-**Jeremiah Pharms** (Washington) in the fifth round (134th overall), DB-**Michael Jameson** (Texas A&M) in the sixth round (165th overall), OL-**Paul Zukauskas** (Boston College) in the seventh round (203rd overall) and WR-**Andre King** (Miami) in the seventh round (245th overall).
- Apr. 24, 2001 Agreed to terms with DL-**Cecil Caldwell** (South Carolina), WR-**Daymon "Bo" Carroll** (Florida), OL-**Mike Clare** (Harvard), S-**Brandon Davis** (Arkansas), P-**Gabe Lindstrom** (Toledo), DE-**Kerry Linnear** (Texas A&M-Kingsville), C-**Doug Rosfeld** (Cincinnati) and K-**Derek Schorejs** (Bowling Green).
- Apr. 26, 2001 Agreed to terms with free agent RB-**Carl Fair**.
- May 1, 2001 RB-**Curtis Enis** placed on Reserve-Retired.
- May 7, 2001 LB-**Anthony Harris** signed as free agent.
- May 24, 2001 DB-**Michael Jameson** (6th round) agreed to terms on 3-year contract.
OG-**Tré Johnson** signed to 1-year contract (UFA-Washington).
- May 31, 2001 LB-**Jeremiah Pharms** (5th round) waived.
OL-**John Raveche** signed as free agent.
- June 6, 2001 DT-**Mike Thompson** signed 1-year contract (Browns' UFA).
- June 12, 2001 OL-**Steve Zahursky** signed to 1-year contract (Browns' exclusive rights free agent).
- June 13, 2001 TE-**Kyle Allamon** released.
OL-**Mike Clare** released.
- June 15, 2001 DB-**Anthony Henry** (4th round) signed 4-year contract.
- June 18, 2001 DB-**Anthony Poindexter** signed as free agent to 1-year contract.



Kevin Johnson

2000 REVIEW

Final NFL Standings

American Football Conference

AFC East	W	L	T	PF	PA	Home	Road	AFC	NFC	DIV
Miami	11	5	0	322	223	5-3	6-2	9-3	2-2	5-3
Indianapolis *	10	6	0	429	326	6-2	4-4	8-4	2-2	5-3
N.Y. Jets	9	7	0	321	321	5-3	4-4	6-6	3-1	6-2
Buffalo	8	8	0	315	350	5-3	3-5	6-6	2-2	2-6
New England	5	11	0	269	328	3-5	2-6	5-7	0-4	2-6
AFC Central	W	L	T	PF	PA	Home	Road	AFC	NFC	DIV
Tennessee	13	3	0	346	191	7-1	6-2	9-3	4-0	8-2
Baltimore *	12	4	0	333	165	6-2	6-2	10-3	2-1	8-2
Pittsburgh	9	7	0	321	255	4-4	5-3	8-5	1-2	5-5
Jacksonville	7	9	0	367	327	4-4	3-5	5-7	2-2	5-5
Cincinnati	4	12	0	182	358	3-5	1-7	3-10	1-2	2-8
Cleveland	3	13	0	161	419	2-6	1-7	3-10	0-3	2-8
AFC West	W	L	T	PF	PA	Home	Road	AFC	NFC	DIV
Oakland	12	4	0	479	299	7-1	5-3	8-4	4-0	5-3
Denver *	11	5	0	475	362	6-2	5-3	8-4	3-1	6-2
Kansas City	7	9	0	355	354	5-3	2-6	5-7	2-2	5-3
Seattle	6	10	0	320	405	3-5	3-5	4-8	2-2	3-5
San Diego	1	15	0	269	440	1-7	0-8	1-11	0-4	1-7

National Football Conference

NFC East	W	L	T	PF	PA	Home	Road	AFC	NFC	DIV
N.Y. Giants	12	4	0	328	246	5-3	7-1	3-1	9-3	7-1
Philadelphia *	11	5	0	351	245	5-3	6-2	3-1	8-4	5-3
Washington	8	8	0	281	269	4-4	4-4	2-2	6-6	3-5
Dallas	5	11	0	294	361	3-5	2-6	1-3	4-8	3-5
Arizona	3	13	0	210	443	3-5	0-8	1-3	2-10	2-6
NFC Central	W	L	T	PF	PA	Home	Road	AFC	NFC	DIV
Minnesota	11	5	0	397	371	7-1	4-4	3-1	8-4	5-3
Tampa Bay *	10	6	0	388	269	6-2	4-4	3-1	7-5	4-4
Green Bay	9	7	0	353	323	6-2	3-5	1-3	8-4	5-3
Detroit	9	7	0	307	307	4-4	5-3	2-2	7-5	3-5
Chicago	5	11	0	216	355	3-5	2-6	2-2	3-9	3-5
NFC West	W	L	T	PF	PA	Home	Road	AFC	NFC	DIV
New Orleans	10	6	0	354	305	3-5	7-1	1-3	9-3	7-1
St. Louis *	10	6	0	540	471	5-3	5-3	3-1	7-5	5-3
Carolina	7	9	0	310	310	5-3	2-6	2-2	5-7	4-4
San Francisco	6	10	0	388	422	4-4	2-6	2-2	4-8	1-7
Atlanta	4	12	0	252	413	3-5	1-7	1-3	3-9	3-5

* Wild Card Team

2000 Playoffs

AFC Wild-Card Games

Miami 23, Indianapolis 17
Baltimore 21, Denver 3

AFC Divisional Playoff Games

Oakland 27, Miami 0
Baltimore 24, Tennessee 10

AFC Championship Game

Baltimore 16, Oakland 3

NFC Wild-Card Games

New Orleans 31, St. Louis 28
Philadelphia 21, Tampa Bay 3

NFC Divisional Playoff Games

Minnesota 34, New Orleans 16
N.Y. Giants 20, Philadelphia 10

NFC Championship Game

N.Y. Giants 41, Minnesota 0

Super Bowl XXXV at Tampa, Fla.

Baltimore 34, N.Y. Giants 7

Results & Usual Starting Lineups

Pre-season (Won 1, Lost 3)

Date	Opponent	Result	Score	Record	Attendance
07/30	Philadelphia Eagles	Won	33-22	1-0	72,518
08/12	at Chicago Bears	Lost	6-19	1-1	66,944
08/19	Washington Redskins	Lost	0-24	1-2	71,818
08/26	at Green Bay Packers	Lost	33-34	1-3	59,687

Regular Season (Won 3, Lost 13)

Date	Opponent	Result	Score	Record	Attendance
09/03	Jacksonville Jaguars	Lost	7-27	0-1	72,418
09/10	at Cincinnati Bengals	Won	24-7	1-1	64,006
09/17	Pittsburgh Steelers	Won	23-20	2-1	73,018
09/24	at Oakland Raiders	Lost	10-36	2-2	45,702
10/01	Baltimore Ravens	Lost	0-12	2-3	73,018
10/08	at Arizona Cardinals	Lost	21-29	2-4	39,148
10/15	at Denver Broncos	Lost	10-44	2-5	75,811
10/22	at Pittsburgh Steelers	Lost	0-22	2-6	57,659
10/29	Cincinnati Bengals	Lost	3-12	2-7	73,118
11/05	New York Giants	Lost	3-24	2-8	72,718
11/12	New England Patriots	Won	19-11	3-8	72,618
11/19	at Tennessee Titans	Lost	10-24	3-9	68,498
11/26	at Baltimore Ravens	Lost	7-44	3-10	68,361
12/03	at Jacksonville Jaguars	Lost	0-48	3-11	51,262
12/10	Philadelphia Eagles	Lost	24-35	3-12	72,318
12/17	Tennessee Titans	Lost	0-24	3-13	72,318

2000 Usual Starting Lineups

Offense			Defense		
WR	85	Kevin Johnson	LE	92	Courtney Brown
LT	72	Roman Oben	LT	99	Orpheus Roye
LG	65	J. Bundren, 75 S. Zahursky	RT	93	Stalin Colinet
C	64	D. Wohlabaugh, 60 S. O'Hara	RE	95	Keith McKenzie
RG	61	Everett Lindsay	LLB	95	J. Miller, 53 R. Abdullah
RT	75	S. Zahursky, 74 J. Brown	MLB	58	Wali Rainer
TE	80	A. Shea, 83 M. Campbell	RLB	55	M. Moore, 95 J. Miller
WR	82	D. Patten, 86 D. Northcutt	LCB	24	Corey Fuller
QB	2	T. Couch, 18 D. Pederson	RCB	33	Daylon McCutcheon
RB	23	E. Rhett, 41 T. Prentice	SS	21	Marquis Smith
FB	44	Marc Edwards	FS	43	Percy Ellsworth

2000 REVIEW

Final Statistics

DATE	W/L	SCORE	OPPONENT	ATTEND.	RUSHING	No.	Yds	Avg	Long	TD
09/03	L	7-27	Jacksonville	72,418	Prentice	173	512	3.0	17	7
09/10	W	24-7	at Cincinnati	64,006	Rhett	71	258	3.6	42	0
09/17	W	23-20	Pittsburgh	73,018	White	47	145	3.1	14	0
09/24	L	10-36	at Oakland	45,702	Pederson	18	68	3.8	15	0
10/01	L	0-12	Baltimore	73,018	Couch	12	45	3.8	31	0
10/08	L	21-29	at Arizona	39,148	Northcutt	9	33	3.7	13	0
10/15	L	10-44	at Denver	75,811	Wynn	3	15	5.0	11	0
10/22	L	0-22	at Pittsburgh	57,659	Edwards	2	9	4.5	6	0
10/29	L	3-12	Cincinnati	73,118	K. Thompson	1	0	0.0	0	0
11/05	L	3-24	New York Giants	72,718	Floyd LG	2	-1	-5	0	0
11/12	W	19-11	New England	72,618	BROWNS	336	1085	3.2	42	7
11/19	L	10-24	at Tennessee	68,498	OPPONENTS	594	2505	4.2	361	26
11/26	L	7-44	at Baltimore	68,361	RECEIVING	No.	Yds	Avg	Long	TD
12/03	L	0-48	at Jacksonville	51,262	Johnson	57	669	11.7	79	0
12/10	L	24-35	Philadelphia	72,318	Northcutt	39	422	10.8	37	0
12/17	L	0-24	Tennessee	72,318	Patten	38	546	14.4	65	1

TEAM STATISTICS	BROWNS	OPPONENTS
TOTAL FIRST DOWNS	220	368
Rushing	53	147
Passing	110	169
Penalty	13	27
3rd Down: Made/Att	58/210	98/227
3rd Down Pct.	27.6	43.2
4th Down: Made/Att	6/19	11/17
4th Down Pct.	31.6	64.7
POSSESSION AVG.	25:59	34:01
TOTAL NET YARDS	3530	5643
Avg. Per Game	220.6	352.7
Total Plays	859	1122
Avg. Per Play	4.1	5.0
NET YARDS RUSHING	1085	2505
Avg. Per Game	67.8	156.6
Total Rushes	336	594
NET YARDS PASSING	2445	3138
Avg. Per Game	152.8	196.1
Sacked/Yards Lost	40/283	42/270
Gross Yards	2728	3408
Att./Completions	483/278	486/262
Completion Pct.	57.6	53.9
Had Intercepted	19	12
PUNTS/AVERAGE	108/45.5	68/42.2
NET PUNTING AVG.	108/37.3	68/35.8
PENALTIES/YARDS	103/925	71/626
FUMBLES/BALL LOST	21/9	27/13
TOUCHDOWNS	17	46
Rushing	7	26
Passing	9	18
Returns	1	2

SCORE BY PERIODS	Q1	Q2	Q3	Q4	OT	PTS
BROWNS	51	45	32	33	0	161
OPPONENTS	46	176	115	82	0	419

SCORING	TD	Ru	Pa	Rt	K-PAT	FG	S	PTS
P. Dawson	0	0	0	0	17/17	14/17	0	59
Prentice	8	7	1	0			0	48
Edwards	2	0	2	0			0	12
Shea	2	0	2	0			0	12
Campbell	1	0	1	0			0	6
Chiaverini	1	0	1	0			0	6
J. Dawson	1	0	1	0			0	6
Ellsworth	1	0	0	1			0	6
Patten	1	0	1	0			0	6
BROWNS	17	7	9	1	17/17	14/17	0	161
OPPONENTS	46	26	18	2	44/44	31/34	2	419

2-Pt. Conversions: BROWNS 0-0, OPPONENTS 1-2
Sacks: McKenzie 8.0, J. Miller 5.0, C. Brown 4.5, McCutcheon 4.0, Colinet 3.5, Jones 2.5, Abdullah 2.0, Rogers 2.0, Roye 2.0, Spriggs 2.0, A. Miller 1.5, Holland 1.0, Moore 1.0, Rainer 1.0, Smith 1.0, M. Thompson 1.0, **BROWNS 42.0, OPPONENTS 40.0**

RECEIVING	No.	Yds	Avg	Long	TD
Johnson	57	669	11.7	79	0
Northcutt	39	422	10.8	37	0
Patten	38	546	14.4	65	1
Prentice	37	191	5.2	13	1
Shea	30	302	10.1	37	2
Edwards	16	128	8.0	21	2
Rhett	14	78	5.6	16	0
White	13	100	7.7	25	0
Campbell	12	80	6.7	17	1
J. Dawson	9	97	10.8	26	1
Chiaverini	8	68	8.5	18	1
B. Brown	2	14	7.0	8	0
Saleh	1	22	22.0	22	0
Floyd LG	1	21	21.0	21	0
Dunn LG	1	6	6.0	6	0
Dunn TM	1	6	6.0	6	0
L. Jackson	1	5	5.0	5	0
BROWNS	278	2728	9.8	79	9
OPPONENTS	262	3408	13.0	61	18

INTERCEPTIONS	No.	Yds	Avg	Long	TD
Fuller	3	0	0.0	0	0
Ellsworth	1	33	33.0	33	1
McCutcheon	1	20	20.0	20	0
Little	1	7	7.0	7	0
Rainer	1	5	5.0	5	0
Moore	1	3	3.0	3	0
Chapman	1	0	0.0	0	0
Holland	1	0	0.0	0	0
J. Miller	1	0	0.0	0	0
Sanders	1	0	0.0	0	0
BROWNS	12	68	5.7	33	1
OPPONENTS	19	228	12.0	46	2

PUNTING	No.	Yds	Avg	Net	TB	In	Lg	B
Gardocki	108	4919	45.5	37.3	5	25	67	0
BROWNS	108	4919	45.5	37.3	5	25	67	0
OPPONENTS	68	2868	42.2	35.8	7	18	69	0

PUNT RETURNS	Ret	FC	Yds	Avg	Long	TD
Northcutt	27	12	289	10.7	30	0
Barnes	1	0	0	0.0	0	0
Chapman	1	2	5	5.0	5	0
Dunn LG	1	0	0	0.0	0	0
BROWNS	29	14	294	10.1	30	0
OPPONENTS	69	10	793	11.5	54	0

KICKOFF RETURNS	No.	Yds	Avg	Long	TD
White	43	935	21.7	40	0
Patten	22	469	21.3	62	0
L. Jackson	9	168	18.7	30	0
Saleh	4	46	11.5	15	0
Campbell	3	30	10.0	13	0
Dunn LG	2	35	17.5	21	0
Little	2	20	10.0	12	0
Burnett LG	1	18	18.0	18	0
Burnett TM	1	18	18.0	18	0
Edwards	1	24	24.0	24	0
Santiago LG	1	13	13.0	13	0
BROWNS	85	1710	20.1	62	0
OPPONENTS	42	1012	24.1	62	0

FIELD GOALS	1-19	20-29	30-39	40-49	50+
P. Dawson	3/3	4/4	5/5	2/5	0/0
BROWNS	3/3	4/4	5/5	2/5	0/0
OPPONENTS	0/0	9/9	13/13	8/10	1/2

P. Dawson: P. Dawson: (1)(30G)(23G,28G,19G)(42N,29G)(42N)(45G)(42N)(18G)(19G)(39G,43G,35G,35G)(38G)(1)(29G)(1)
OPPONENTS:(50G,25G)(42B)(41G,31G)(37G,31G)(45G,30G,44G,51N,22G)(36G,47G,28G)(22G,45N,22G)(39G,26G,38G)(40G,24G)(1)(33G)

PASSING	Att	Cmp	Yds	Cmp%	Yds/Att	TD	TD%	Int	Int%	Long	Sack/Lost	Rating
Couch	215	137	1483	63.7	6.90	7	3.3	9	4.2	79	10/78	77.3
Pederson	210	117	1047	55.7	4.99	2	1.0	8	3.8	67	17/116	56.6
Wynn	54	22	167	40.7	3.09	0	0.0	1	1.9	32	13/89	41.2
Johnson	3	1	23	33.3	7.67	0	0.0	1	33.3	23	0/0	22.2
K. Thompson	1	1	8	100.0	8.00	0	0.0	0	0.0	8	0/0	100.0
BROWNS	483	278	2728	57.6	5.65	9	1.9	19	3.9	79	40/283	63.4
OPPONENTS	486	262	3408	53.9	7.01	18	3.7	12	2.5	61	42/270	78.3

2000 CLEVELAND BROWNS DEFENSIVE STATS

NAME	Total	Solo	Asst.	FF	RF	Sacks	Yards	Ints.	Yds.	Pressure	PD
Wali Rainer	154	93	61	2	1	1.0	8.0	1	5	5	2
Jamir Miller	108	80	28	-	-	5.0	43.0	1	0	11	6
Marty Moore	98	67	31	-	-	1.0	4.0	1	3	3	1
Marquis Smith	97	52	45	-	-	1.0	4.0	-	-	-	4
Courtney Brown	85	56	29	-	-	4.5	22.5	-	-	25	9
Percy Ellsworth	78	52	26	-	1	-	-	1	33	-	2
Orpheus Roye	69	43	26	-	1	2.0	8.5	-	-	9	4
Daylon McCutcheon	65	44	21	3	-	4.0	24.0	1	20	-	5
Keith McKenzie	61	39	22	2	1	8.0	58.5	-	-	18	1
Corey Fuller	45	33	12	1	1	-	-	3	0	-	13
Darius Holland	45	33	12	2	-	1.0	0.0	1	0	5	-
Earl Little	37	27	10	-	-	-	-	1	7	-	3
Stalin Colinet	32	22	10	2	2	3.5	25.0	-	-	6	6
Mike Thompson	28	19	9	1	-	1.0	5.0	-	-	7	-
Lewis Sanders	21	12	9	-	-	-	-	1	0	-	10
Rahim Abdullah	17	12	5	-	-	2.0	14.0	-	-	-	-
Anthony Malbrough	16	13	3	-	-	-	-	-	-	-	1
Tyrone Rogers	15	11	4	-	1	2.0	11.0	-	-	1	1
Lenoy Jones	14	11	3	-	-	2.5	13.0	-	-	2	-
Lamar Chapman	12	11	1	-	-	-	-	1	0	-	3
Rashidi Barnes	10	7	3	-	-	-	-	-	-	-	-
Marcus Spriggs	10	9	1	1	1	2.0	18.0	-	-	1	-
Arnold Miller	9	9	0	-	-	1.5	11.5	-	-	3	-
Raymond Jackson	6	3	3	-	-	-	-	-	-	-	-
Todd Franz	4	3	1	-	-	-	-	-	-	-	-
Doug Colman	2	1	1	-	-	-	-	-	-	-	-
Ryan Taylor	2	1	1	-	-	-	-	-	-	-	-

SPECIAL TEAMS TACKLES

NAME	Total	Solo	Asst.	FF	RF	NAME	Total	Solo	Asst.	FF	RF
Tarek Saleh	19	13	6	-	-	Doug Colman	3	2	1	-	-
Marty Moore	17	12	5	-	-	Phil Dawson	3	3	0	-	-
Lenoy Jones	13	9	4	2	1	Marc Edwards	3	1	2	-	-
Ryan Kuehl	12	6	6	1	-	Chris Gardocki	3	3	0	-	-
Tyrone Rogers	11	7	4	-	2	Travis Prentice	3	2	1	1	-
Earl Little	9	8	1	-	1	Lewis Sanders	3	2	1	-	-
Rashidi Barnes	8	5	3	-	-	David Patten	2	2	0	-	-
Anthony Malbrough	8	6	2	-	-	Wali Rainer	2	1	1	-	-
Marquis Smith	8	6	2	-	-	Jamel White	2	2	0	-	-
Arnold Miller	7	4	3	-	-	Bobby Brown	1	1	0	-	-
Rahim Abdullah	6	5	1	-	-	Chris Floyd	1	1	0	-	-
Chester Burnett	6	3	3	-	-	Lenzie Jackson	1	1	0	-	-
Lamar Chapman	4	3	1	1	-	Dennis Northcutt	1	1	0	-	-
Ray Jackson	4	3	1	-	-	Ryan Taylor	1	0	1	-	-

Blocked Kicks: **Orpheus Roye** (field goal, 9/10 at Cincinnati).

2000 REVIEW

2000 Participation Chart

	GP/GS	JAC	@CIN	PIT	@OAK	BAL	@ARI	@DEN	@PIT	CIN	NYG	NE	@TEN	@BAL	@JAC	PHI	TEN
ABDULLAH	13/4	X	SLB	SLB	SLB	DAT	SLB	IN	DAT	X	X	X	X	X	X	X	X
BARNES	14/0	X	X	X	X	X	X	X	X	X	X	X	X	X	X	DAT	IN
BEDELL	12/0	DAT	DAT	X	X	X	DNP	X	X	X	IN	X	X	X	X	X	X
BROHM	0/0	-	-	-	-	-	-	-	-	-	-	-	-	-	-	-	3QB
B. BROWN	6/0	PS	PS	PS	PS	PS	PS	PS	PS	PS	PS	X	X	X	X	X	X
C. BROWN	16/16	LDE	LDE	LDE	LDE	LDE	LDE	LDE	LDE	LDE	LDE	LDE	LDE	LDE	LDE	LDE	LDE
J. BROWN	7/5	IN	IN	DNP	IN	IN	IN	IN	IN	IN	X	X	RT	RT	RT	RT	RT
BUNDREN	11/9	X	X	LG	LG	LG	LG	LG	LG	LG	LG	LG	LG	LG	LG	LG	LG
BURNETT	7/0	-	-	-	-	-	-	-	-	PS	X	X	X	X	X	X	X
CAMPBELL	16/10	X	X	X	TE	X	TE	X	TE	TE	TE	TE	TE	TE	TE	TE	TE
CHANIONE	7/0	DNP	X	IN	DNP	DNP	X	DNP	DNP	X	IN	DNP	DNP	X	X	X	X
CHAPMAN	7/0	DAT	DAT	DAT	DAT	DAT	IN	IN	DAT	X	IN	X	X	X	X	X	X
CHIAVERINI	10/2	X	X	WR	WR	X	X	X	X	DAT	DAT	DAT	DAT	X	IN	IN	X
COLINET	16/16	RDT	RDT	RDT	RDT	RDT	RDT	RDT	RDT	RDT	RDT	RDT	RDT	RDT	RDT	RDT	RDT
COLMAN	5/0	-	-	-	X	X	X	X	X	DAT	IR	-	-	-	-	-	-
COUCH	7/7	QB	QB	QB	QB	QB	QB	QB	IR	IR	IR	IR	IR	IR	IR	IR	IR
J. DAWSON	2/2	WR	WR	DAT	IR	IR	IR	IR	IR	IR	IR	IR	IR	IR	IR	IR	IR
P. DAWSON	16/0	X	X	X	X	X	X	X	X	X	X	X	X	X	X	X	X
DUNN	3/0	-	-	-	-	-	-	-	IN	X	X	X	IN	-	-	-	-
EDWARDS	16/8	FB	X	X	FB	FB	X	X	FB	FB	FB	X	X	FB	FB	X	FB
ELLSWORTH	16/16	FS	FS	FS	FS	FS	FS	FS	FS	FS	FS	FS	FS	FS	FS	FS	FS
FLOYD	2/0	-	-	-	-	-	-	-	-	-	-	-	-	-	DAT	X	X
FRANZ	2/0	-	-	-	-	-	-	-	-	-	-	-	DAT	IN	IN	X	X
FULLER	15/15	LCB	LCB	LCB	LCB	LCB	LCB	DAT	LCB	LCB	LCB	LCB	LCB	LCB	LCB	LCB	LCB
GARDOCKI	16/0	X	X	X	X	X	X	X	X	X	X	X	X	X	X	X	X
GRAZIANI	0/0	-	-	-	-	-	-	-	-	-	-	-	-	-	-	-	DNP
HAMILTON	1/0	-	-	-	-	-	-	-	-	-	-	-	-	-	X	IN	DAT
HOLLAND	16/1	X	X	X	X	X	X	X	X	X	X	X	X	X	X	NG	X
L. JACKSON	5/0	-	-	X	X	X	IN	X	X	IN	NFI	NFI	NFI	NFI	NFI	NFI	NFI
R. JACKSON	9/1	DB	X	X	X	X	X	IN	IN	IN	IN	IN	IN	X	IN	DAT	DAT
JOHNSON	16/16	WR	WR	WR	WR	WR	WR	WR	WR	WR	WR	WR	WR	WR	WR	WR	WR
JONES	8/1	X	X	X	DAT	IN	X	DAT	SLB	DAT	DAT	X	X	IR	IR	IR	IR
KUEHL	16/0	X	X	X	X	X	X	X	X	X	X	X	X	X	X	X	X
LaMONTAGNE	2/0	NFI	NFI	NFI	NFI	NFI	NFI	NFI	NFI	DAT	DAT	DAT	X	X	DNP	DNP	
LINDSAY	16/16	RG	RG	RG	RG	RG	RG	RG	RG	RG	RG	RG	RG	RG	RG	RG	RG
LITTLE	16/0	X	X	X	X	X	X	X	X	X	X	X	X	X	X	X	X
MALBROUGH	9/1	IN	IN	IN	IN	X	X	X	X	X	IN	X	RCB	X	IN	IN	IN
McCUTCHEON	15/15	RCB	RCB	RCB	RCB	RCB	RCB	RCB	RCB	RCB	RCB	RCB	RCB	DAT	RCB	RCB	RCB
McKENZIE	16/16	RDE	RDE	RDE	RDE	RDE	RDE	RDE	RDE	RDE	RDE	RDE	RDE	RDE	RDE	RDE	RDE
A. MILLER	12/0	X	X	X	X	X	X	X	X	DAT	DAT	IN	IN	X	X	X	X
J. MILLER	16/16	WLB	WLB	WLB	WLB	WLB	WLB	SLB	WLB	SLB	SLB	SLB	SLB	SLB	SLB	SLB	SLB
MOORE	16/9	X	X	X	X	SLB	X	WLB	X	WLB	WLB	WLB	WLB	WLB	X	WLB	X
NORTHCUTT	15/8	X	X	X	X	WR	X	WR	WR	WR	WR	WR	WR	WR	X	X	DAT
OBEN	16/16	LT	LT	LT	LT	LT	LT	LT	LT	LT	LT	LT	LT	LT	LT	LT	LT
O'HARA	8/4	IN	DNP	DNP	DNP	DNP	DNP	DNP	DNP	X	X	X	C	C	C	C	C
PATTEN	14/11	WR	WR	WR	WR	WR	WR	WR	DAT	X	X	DAT	WR	X	WR	WR	WR
PEDERSON	11/8	DAT	DAT	DNP	X	DNP	DNP	QB	QB	QB	QB	QB	QB	QB	X	QB	QB
PRENTICE	16/11	X	X	X	X	RB	RB	RB	RB	RB	RB	RB	RB	RB	RB	RB	RB
PYNE	2/2	LG	LG	IR	IR	IR	IR	IR	IR	IR	IR	IR	IR	IR	IR	IR	IR
RAINER	16/16	MLB	MLB	MLB	MLB	MLB	MLB	MLB	MLB	MLB	MLB	MLB	MLB	MLB	MLB	MLB	MLB
RHETT	5/4	RB	RB	RB	X	RB	IR	IR	IR	IR	IR	IR	IR	IR	IR	IR	IR
ROGERS	16/0	X	X	X	X	X	X	X	X	X	X	X	X	X	X	X	X
ROYE	16/16	LDT	LDT	LDT	LDT	LDT	LDT	LDT	LDT	LDT	LDT	LDT	LDT	LDT	LDT	LDT	LDT
SALEH	16/0	X	X	X	X	X	X	X	X	X	X	X	X	X	X	X	X
SANDERS	11/1	X	X	X	X	X	DAT	LCB	X	X	X	DAT	DAT	DAT	DAT	X	X
SANTIAGO	0/0	-	-	-	-	-	-	-	-	-	-	-	-	DAT	DAT	DAT	IN
SHEA	15/8	X	TE	TE	X	X	TE	TE	TE	X	X	TE	TE	IN	X	TE	X
SMITH	16/16	SS	SS	SS	SS	SS	SS	SS	SS	SS	SS	SS	SS	SS	SS	SS	SS
SNELLINGS	0/0	-	-	DAT	DAT	DAT	DAT	DAT	PS	-	-	-	-	-	-	-	-
SPRIGGS	8/0	DAT	DAT	DAT	DAT	DAT	DAT	DAT	X	X	X	X	IN	X	X	X	X
TAYLOR	4/0	PS	PS	PS	PS	PS	PS	X	X	X	X	IR	IR	IR	IR	IR	IR
K. THOMPSON	1/0	3QB	3QB	-	-	-	-	-	3QB	3QB	3QB	3QB	3QB	3QB	3QB	3QB	3QB
M. THOMPSON	12/0	X	X	X	X	X	X	DAT	X	X	X	X	X	X	IR	IR	IR
WHITE	13/0	X	X	IN	IN	IN	IN	X	X	X	X	X	X	X	X	X	X
WOHLABAUGH	12/12	C	C	C	C	C	C	C	C	C	C	C	C	DAT	DAT	DAT	DAT
WYNN	7/1	DNP	DNP	3QB	X	3QB	3QB	X	X	X	DNP	DNP	X	X	QB	IR	IR
ZAHURSKY	16/16	RT	RT	RT	RT	RT	RT	RT	RT	RT	RT	RT	LG	LG	LG	LG	LG

Position abbreviation indicates start

X-Played; IR-Injured Reserve; IN-Inactive; 3QB-Third QB; DNP-Did Not Play; DAT-Friday De-Activation; PS-Practice Squad; S-Suspended; NF-Reserve-Non Football Injury; - Not With Team.

Starting Lineups & Offensive Statistics

Offense

Game	WR	LT	LG	C	RG	RT	TE	WR	QB	RB	FB
JAC	Johnson	Oben	Pyne	Wohlabaugh	Lindsay	Zahursky	Patten (WR)	Dawson	Couch	Rhett	Edwards
@CIN	Johnson	Oben	Pyne	Wohlabaugh	Lindsay	Zahursky	Shea	Dawson	Couch	Rhett	Patten (WR)
PIT	Johnson	Oben	Bundren	Wohlabaugh	Lindsay	Zahursky	Shea	Chiaverini	Couch	Rhett	Patten (WR)
@OAK	Johnson	Oben	Bundren	Wohlabaugh	Lindsay	Zahursky	Campbell	Chiaverini	Couch	Patten (WR)	Edwards
BAL	Johnson	Oben	Bundren	Wohlabaugh	Lindsay	Zahursky	Northcutt (WR)	Patten	Couch	Rhett	Edwards
@ARI	Johnson	Oben	Bundren	Wohlabaugh	Lindsay	Zahursky	Shea	Patten	Couch	Prentice	Campbell (TE)
@DEN	Johnson	Oben	Bundren	Wohlabaugh	Lindsay	Zahursky	Shea	Patten	Couch	Prentice	Northcutt (WR)
@PIT	Johnson	Oben	Bundren	Wohlabaugh	Lindsay	Zahursky	Shea	Northcutt	Pederson	Prentice	Campbell (TE)
CIN	Johnson	Oben	Bundren	Wohlabaugh	Lindsay	Zahursky	Campbell	Northcutt	Pederson	Prentice	Edwards
NYG	Johnson	Oben	Bundren	Wohlabaugh	Lindsay	Zahursky	Campbell	Northcutt	Pederson	Prentice	Edwards
NE	Johnson	Oben	Bundren	Wohlabaugh	Lindsay	Zahursky	Shea	Northcutt	Pederson	Prentice	Campbell (TE)
@TEN	Johnson	Oben	Zahursky	Wohlabaugh	Lindsay	J. Brown	Shea	Northcutt	Pederson	Prentice	Patten (WR)
@BAL	Johnson	Oben	Zahursky	O'Hara	Lindsay	J. Brown	Campbell	Northcutt	Pederson	Prentice	Edwards
@JAC	Johnson	Oben	Zahursky	O'Hara	Lindsay	J. Brown	Campbell	Patten	Wynn	Prentice	Edwards
PHI	Johnson	Oben	Zahursky	O'Hara	Lindsay	J. Brown	Shea	Patten	Pederson	Prentice	Campbell (TE)
TEN	Johnson	Oben	Zahursky	O'Hara	Lindsay	J. Brown	Campbell	Patten	Pederson	Prentice	Edwards

Defense

Game	LE	LT	RT	RE	SLB	MLB	WLB	LCB	SS	FS	RCB
JAC	C. Brown	Roye	Colinet	McKenzie	Jackson (DB)	Rainer	J. Miller	Fuller	Smith	Ellsworth	McCutcheon
@CIN	C. Brown	Roye	Colinet	McKenzie	Abdullah	Rainer	J. Miller	Fuller	Smith	Ellsworth	McCutcheon
PIT	C. Brown	Roye	Colinet	McKenzie	Abdullah	Rainer	J. Miller	Fuller	Smith	Ellsworth	McCutcheon
@OAK	C. Brown	Roye	Colinet	McKenzie	Abdullah	Rainer	J. Miller	Fuller	Smith	Ellsworth	McCutcheon
BAL	C. Brown	Roye	Colinet	McKenzie	Moore	Rainer	J. Miller	Fuller	Smith	Ellsworth	McCutcheon
@ARI	C. Brown	Roye	Colinet	McKenzie	Abdullah	Rainer	J. Miller	Fuller	Smith	Ellsworth	McCutcheon
@DEN	C. Brown	Roye	Colinet	McKenzie	J. Miller	Rainer	Moore	Sanders	Smith	Ellsworth	McCutcheon
@PIT	C. Brown	Roye	Colinet	McKenzie	Jones	Rainer	J. Miller	Fuller	Smith	Ellsworth	McCutcheon
CIN	C. Brown	Roye	Colinet	McKenzie	J. Miller	Rainer	Moore	Fuller	Smith	Ellsworth	McCutcheon
NYG	C. Brown	Roye	Colinet	McKenzie	J. Miller	Rainer	Moore	Fuller	Smith	Ellsworth	McCutcheon
NE	C. Brown	Roye	Colinet	McKenzie	J. Miller	Rainer	Moore	Fuller	Smith	Ellsworth	McCutcheon
@TEN	C. Brown	Roye	Colinet	McKenzie	J. Miller	Rainer	Moore	Fuller	Smith	Ellsworth	McCutcheon
@BAL	C. Brown	Roye	Colinet	McKenzie	J. Miller	Rainer	Moore	Fuller	Smith	Ellsworth	Malbrough
@JAC	C. Brown	Roye	Colinet	McKenzie	J. Miller	Rainer	Moore	Fuller	Smith	Ellsworth	McCutcheon
PHI	C. Brown	Roye	Colinet	McKenzie	J. Miller	Rainer	Holland (NG)	Fuller	Smith	Ellsworth	McCutcheon
TEN	C. Brown	Roye	Colinet	McKenzie	J. Miller	Rainer	Moore	Fuller	Smith	Ellsworth	McCutcheon

2000 Browns Game-By-Game Offensive Statistics

OPP	1ST DOWNS			DOWN CONV.			RUSHING			PASS					TDs		FGs		FUM		PEN		PUNTS							
	T	R	Pass Pen.	3rd	4th	Net Yds.	Plays	Net	Att.	Avg.	Net	Skd-Yds.	Gross	A	C	TD	INT	R	P	Ret.	M	A	No.	Lost	No.	Yds.	No.	Avg.	POSS.	
JAC	9	2	7	0	3/10	1/2	249	44	96	16	6	153	1-7	160	27	19	1	0	0	1	0	0	1	1	3	25	5	50.8	22/50	
@CIN	17	4	12	1	5/15	0/2	354	65	105	33	3.2	249	1-10	259	31	19	2	1	1	2	0	1	1	1	6	60	7	48.3	34/03	
PIT	14	5	9	0	6/13	0/0	377	54	61	23	2.7	316	0-0	316	31	23	2	0	0	2	0	3	3	1	1	4	26	4	48.5	28/48
@OAK	14	4	8	2	2/11	1/2	230	58	89	21	4.2	141	3-15	156	34	18	1	2	0	1	0	1	2	1	0	8	46	5	44.8	27/03
BAL	11	2	7	2	4/11	1/2	230	49	23	13	1.8	207	0-0	207	36	21	3	0	0	0	0	0	3	1	6	80	4	48.5	23/16	
@ARI	12	7	5	0	5/14	0/1	240	54	104	31	3.4	136	1-2	138	22	16	0	3	0	0	0	1	0	0	0	8	86	7	42.1	28/57
@DEN	12	1	11	0	4/16	0/0	278	59	38	9	4.2	240	5-47	287	45	26	1	3	0	1	0	1	1	0	0	9	116	8	46.3	28/09
@PIT	5	1	3	1	1/12	0/0	104	43	49	19	2.6	55	1-8	63	23	10	0	3	0	0	0	0	1	0	0	8	77	8	47.8	20/25
CIN	10	2	7	1	3/14	0/2	182	54	54	20	2.7	128	2-19	147	32	13	0	1	0	0	0	1	1	0	0	9	71	8	42.4	23/18
NYG	11	2	7	2	4/13	0/1	193	49	41	16	2.6	152	4-24	176	29	17	0	1	0	0	0	1	1	0	0	4	55	6	49.2	23/20
NE	18	7	9	2	9/19	0/0	277	73	139	35	4.0	133	1-5	138	37	20	1	0	0	1	0	4	4	0	0	4	25	6	42.0	34/24
@TEN	5	2	3	0	1/11	0/1	125	42	45	18	2.5	80	4-23	103	20	13	0	1	0	0	1	1	1	0	0	7	61	8	45.9	21/41
@BAL	5	3	2	0	2/13	0/0	112	45	28	17	1.6	84	6-54	138	25	13	0	1	1	0	0	0	0	2	2	3	11	10	49.1	21/28
@JAC	2	1	0	1	0/12	0/0	53	42	62	18	3.4	9	6-42	33	18	7	0	0	0	0	0	2	1	9	85	12	43.1	22/49		
PHI	25	8	16	1	8/15	3/3	418	76	101	39	3.4	317	3-15	332	43	30	1	3	2	0	1	1	6	1	6	35	3	38.7	34/17	
TEN	6	2	4	0	1/11	0/3	113	49	50	17	2.9	63	2-12	75	30	13	0	0	0	0	0	0	0	4	2	7	66	7	40.3	21/07
TOTAL	176	53	110	13	58/210	6/19	3530	859	1085	336	3.2	2445	40-283	2728	483	278	9	19	7	9	1	14	17	21	9	103	925	108	45.5	25/59

2000 REVIEW

Defensive Statistics & Team Superlatives

2000 Browns Game-By-Game Defensive Statistics

	-- 1ST DOWNS --			-- DOWN CONV. --			-- RUSHING --			-- PASS --				-- TDs --			-- FGs --		-- FUM --		-- PEN --		-- PUNTS --							
OPP	T	R	Pass Pen.	3rd	4th	Net Yds.	Plays	Net	Att.	Avg.	Net	Skd-Yds.	Gross	A	C	TD	INT	R	P	Ret.	M	A	No.	Lost	No.	Yds.	No.	Avg.	POSS.	
JAC	28	9	19	0	10/16	0/0	398	78	119	40	3.0	279	4-22	301	34	24	1	0	2	1	0	2	2	1	0	1	5	3	39.0	37:10
@CIN	17	5	11	1	6/16	2/3	318	69	111	19	5.8	207	7-43	250	43	15	1	2	0	1	0	0	1	3	1	7	65	6	40.7	25:57
PIT	19	11	7	1	2/11	2/2	336	63	170	31	5.5	166	3-15	131	29	14	0	1	2	0	0	2	2	1	0	4	35	4	38.8	31:12
@OAK	18	9	8	1	5/13	0/0	292	62	113	36	3.1	179	1-0	179	25	14	0	0	3	0	1	2	2	0	0	5	40	6	47.0	32:57
BAL	22	11	11	0	5/13	0/0	348	72	188	37	5.1	160	1-9	169	34	18	0	1	0	0	0	4	5	0	0	6	62	3	42.7	36:44
@ARI	20	7	9	4	2/10	1/2	315	62	146	31	4.7	169	1-2	171	30	17	2	0	1	2	0	3	3	3	2	3	20	3	47.7	31:03
@DEN	24	5	17	2	6/14	1/1	499	71	146	31	4.7	353	0-0	353	40	22	3	0	1	3	1	3	4	3	0	2	14	4	39.8	31:51
@PIT	17	8	6	3	5/16	1/1	248	73	143	45	3.2	105	3-15	120	25	10	0	0	1	0	0	5	5	1	0	5	47	5	45.4	39:35
CIN	18	11	4	3	7/17	0/1	253	75	192	51	3.5	61	4-23	84	20	7	0	1	1	0	0	1	1	2	0	6	84	8	39.6	36:42
NYG	24	8	14	2	10/17	0/0	370	77	149	44	3.4	221	2-36	257	31	19	3	0	0	3	0	1	1	2	1	3	39	3	45.3	36:40
NE	18	6	11	1	5/13	1/1	286	61	102	22	4.6	184	4-28	212	35	21	1	1	0	1	0	1	1	3	3	5	40	5	44.2	25:36
@TEN	23	13	9	1	7/13	1/1	374	75	182	47	3.9	192	3-12	204	25	17	0	4	3	0	0	1	1	3	3	5	45	1	52.0	38:19
@BAL	25	14	11	0	7/14	0/0	461	77	247	51	4.8	214	0-0	214	26	14	2	1	3	2	0	3	2	1	3	25	4	47.3	38:32	
@JAC	28	15	11	2	10/18	1/1	449	82	244	47	5.2	205	2-13	218	33	16	1	0	5	1	0	2	2	0	0	9	59	5	39.2	37:11
PHI	23	4	17	2	6/10	0/0	391	56	41	15	2.7	350	5-40	390	36	23	4	0	1	4	0	0	0	2	2	4	21	4	38.5	25:43
TEN	19	11	4	4	4/15	1/4	305	69	212	47	4.5	93	2-12	105	20	12	0	1	3	0	0	1	1	1	0	3	25	4	37.0	38:53
TOTAL	343	147	169	27	98/227	11/17	5643	1122	2505	594	4.2	3138	42-270	3408	486	263	18	12	26	18	2	31	34	27	13	71	626	68	42.2	34:01

Team Superlatives

MOST POINTS

Browns: 24, at Cincinnati 9/10
vs. Phil. 12/10
Opponent: 48, at Jacksonville 12/3

MOST POINTS IN A QUARTER

Browns: 14, vs. Pittsburgh (1st) 9/17
vs. Philadelphia (2nd) 12/10
Opponent: 24, at Baltimore (2nd) 11/26

MOST POINTS IN A HALF

Browns: 14, at Cin. (1st) 9/10
vs. Pit (1st) 9/17
at Arizona (1st) 10/8
vs. Phil. 12/10
Opponent: 31, at Baltimore (1st) 11/26

MOST FIRST DOWNS

Browns: 25, vs. Philadelphia 12/10
Opponent: 28, at Jacksonville 9/3

MOST YARDS RUSHING

Browns: 139, vs. New England 11/12
Opponent: 247, at Baltimore 11/26

MOST RUSHING ATTEMPTS

Browns: 35, vs. New England 11/12
Opponent: 51, vs. Cincinnati 10/29
at Baltimore 11/26

MOST NET YARDS PASSING

Browns: 317, vs. Philadelphia 12/10
Opponent: 390, vs. Philadelphia 12/10

MOST COMPLETIONS

Browns: 30, vs. Philadelphia 12/10
Opponent: 24, Jacksonville 9/3

MOST SACKS BY DEFENSE

Browns: 7, at Cincinnati 9/10
Opponent: 6, at Baltimore 11/26
at Jacksonville 12/3

FEWEST POINTS

Browns: 0, vs. Baltimore 10/1
at Pittsburgh 10/22
at Jacksonville 12/3;
Opponent: 7, at Cincinnati 9/10

FEWEST POINTS IN A HALF

Browns: 0, vs. Jacksonville (2nd) 9/3
vs. Baltimore (1st and 2nd) 10/1
at at Pittsburgh (1st and 2nd) 10/22
vs. Cincinnati (1st) 10/29
vs. N.Y. Giants (2nd) 11/5
at Tennessee (1st) 11/19
at Baltimore (2nd) 11/26
at Jacksonville (1st and 2nd) 12/3
vs. Tennessee (1st and 2nd) 12/17
Opponent: 0, at Cincinnati (2nd) 9/10
at Tennessee (1st) 11/19

FEWEST FIRST DOWNS

Browns: 2, at Jacksonville 12/3
Opponent: 17, at Cincinnati 9/10
at Pittsburgh 10/22

FEWEST YARDS RUSHING

Browns: 23, vs. Baltimore 10/1
Opponent: 41, vs. Philadelphia 12/10

FEWEST RUSHING ATTEMPTS

Browns: 9, at Denver 10/15
Opponent: 15, vs. Philadelphia

FEWEST NET YARDS PASSING

Browns: -9, at Jacksonville 12/3
Opponent: 61, vs. Cincinnati 10/29

FEWEST COMPLETIONS

Browns: 10, at Pittsburgh 10/22
Opponent: 7, vs. Cincinnati 10/29

FEWEST SACKS BY DEFENSE

Browns: 0, at Denver 10/15
Opponent: 0, Pittsburgh 9/17
Baltimore 10/1

Team and Individual Superlatives

MOST TOTAL NET YARDS

Browns: 418, vs. Philadelphia 12/10
Opponent: 499, at Denver 10/15

MOST PENALTIES-YARDS

Browns: 9-116, at Denver 10/15
Opponent: 9-59, at Jacksonville 12/3

MOST TIME POSSESSION

Browns: 34:24, vs. New England 11/12
Opponent: 39:35, at Pittsburgh 10/22

FEWEST TOTAL NET YARDS

Browns: 53, at Jacksonville 12/3
Opponent: 240, vs. Cincinnati 10/29

FEWEST PENALTIES-YARDS

Browns: 3-11, at Baltimore 11/26
Opponent: 1-5, Jacksonville, 9/3

FEWEST TIME POSSESSION

Browns: 20:25, at Pittsburgh 10/22
Opponent: 25:36, vs. New England 11/12

Individual Superlatives

MOST YARDS RUSHING

Browns: 97, Travis Prentice at Arizona 10/8
Opponent: 181, Fred Taylor at Jacksonville 12/3

MOST RUSHING ATTEMPTS

Browns: 28, Travis Prentice at Arizona 10/8
Opponent: 36, Eddie George at Tennessee 11/19

MOST RUSHING TOUCHDOWNS

Browns: 3, Travis Prentice at Arizona 10/8
Opponent: 3, Eddie George at Tennessee 11/19
Fred Taylor at Jacksonville 12/3
Eddie George vs. Tennessee 12/17

MOST YARDS PASSING

Browns: 316, Tim Couch vs. Pittsburgh 9/17
Opponent: 390, Donovan McNabb vs. Philadelphia 12/10

MOST PASSING ATTEMPTS

Browns: 40, Tim Couch at Denver 10/15
Opponent: 43, Akili Smith at Cincinnati 9/10

MOST COMPLETIONS

Browns: 24, Tim Couch at Denver 10/15
Opponent: 24, Mark Brunell vs. Jacksonville 9/3

HIGHEST COMPLETION PERCENTAGE (Minimum 15 att.)

Browns: 74.2, Tim Couch vs. Pittsburgh 9/17
Opponent: 70.6, Mark Brunell vs. Jacksonville 9/3

MOST TOUCHDOWN PASSES

Browns: 2, Tim Couch at Cincinnati 9/10
vs. Pittsburgh 9/17
Opponent: 4, Donovan McNabb vs. Philadelphia 12/10

MOST RECEPTIONS

Browns: 8, Kevin Johnson at Denver 10/15
Opponent: 9, Keenan McCardell vs. Jacksonville 9/3

MOST RECEIVING YARDS

Browns: 113, David Patten vs. Baltimore 10/1
Opponent: 129, Ed McCaffrey at Denver 10/15

MOST TOUCHDOWN RECEPTIONS

Browns: 1, Jajuan Dawson vs. Jacksonville 9/3
Mark Campbell and Marc Edwards at Cincinnati 9/10
Aaron Shea and Marc Edwards vs. Pittsburgh 9/17
Darrin Chiaverini at Oakland 9/24
Travis Prentice at Denver 10/15
Aaron Shea vs. New England 11/12
Opponent: 3, Rod Smith at Denver 10/15

MOST POINTS

Browns: 13, Phil Dawson vs. New England 11/12
Opponent: 18, Rod Smith at Denver 10/15
Eddie George at Tennessee 11/19
Fred Taylor at Jacksonville 12/3
Eddie George vs. Tennessee 12/17

MOST SACKS

Browns: 3.0, Keith McKenzie at Cincinnati 9/10
Courtney Brown vs. Pittsburgh 9/17
Opponent: 2.0, Trevor Pryce and Kavika Pittman at Denver 10/15
Ray Lewis at Baltimore 11/26

MOST INTERCEPTIONS

Browns: 1, Earl Little and Lewis Sanders at Cincinnati 9/10
Corey Fuller vs. Pittsburgh 9/17
Corey Fuller vs. Baltimore 10/1
Wali Rainer vs. Cincinnati 10/29
Darius Holland vs. New England 11/12
Percy Ellsworth, Jamir Miller, and Lamar Chapman at Tennessee 11/19
Marty Moore at Baltimore 11/26
Corey Fuller vs. Tennessee 12/17
Opponent: 2, William Thomas at Oakland 9/24
Billy Jenkins at Denver 10/15

2000 REVIEW

Week-by-Week Game Summaries

1 Jacksonville Jaguars 27, Cleveland Browns 7 Sept. 3, 2000 • Cleveland Browns Stadium • Attendance: 72,418

STARTING LINEUPS

JACKSONVILLE JAGUARS			CLEVELAND BROWNS		
OFFENSE		DEFENSE	OFFENSE		DEFENSE
WR 82	J. Smith	LE 97	R. Wynn	WR 85	K. Johnson
LT 71	T. Boselli	DT 96	G. Walker	LT 72	R. Oben
LG 63	B. Meester	DT 94	L. Smith	LG 71	J. Payne
C 65	Q. Neujahr	RE 90	T. Brackens	C 64	D. Wohlabaug
RG 68	B. Stai	CB 41	K. Thomas	RG 61	E. Lindsay
TE 77	Z. Wiegert	MLB 56	H. Nickerson	WR 82	D. Patten
RT 80	K. Brady	WLB 51	K. Hardy	RT 75	S. Zahursky
WR 87	K. McCardell	LCB 25	F. Bryant	WR 88	J. Dawson
QB 8	M. Brunell	RCB 21	A. Beasley	QB 2	T. Couch
RB 34	S. Mack	SS 20	D. Danus	RB 23	E. Rhett
WR 86	A. Whitted	FS 26	R. Stewart	FB 44	M. Edwards

	1	2	3	4	OT	Total
Jacksonville Jaguars	0	10	10	7	0	27
Cleveland Browns	0	7	0	0	0	7

SCORING PLAY

Team	Qtr	Time	Play Description (Extra Point) (Drive Info)	Visitor	Home
Jaguars	2	11:40	J. Smith 2 yd. pass from M. Brunell (M. Hollis kick) (15-97, 7:57)	7	0
Browns	2	3:33	J. Dawson 13 yd. pass from T. Couch (P. Dawson kick) (8-67, 4:02)	7	7
Jaguars	2	0:30	M. Hollis 50 yd. Field Goal (12-40, 2:46)	10	7
Jaguars	3	7:39	S. Mack 3 yd. run (M. Hollis kick) (9-86, 4:10)	17	7
Jaguars	3	1:20	M. Hollis 25 yd. Field Goal (10-54, 4:33)	20	7
Jaguars	4	4:28	C. Howard 9 yd. run (M. Hollis kick) (17-68, 10:18)	27	7

FINAL INDIVIDUAL STATISTICS

JACKSONVILLE JAGUARS					
RUSHING	ATT	YDS	AVG	LG	TD
S. Mack	23	74	3.2	13	1
C. Howard	13	45	3.5	9	1
M. Brunell	1	5	5.0	5	0
J. Martin	3	-5	-1.7	-1	0
Total	40	119	3.0	13	2

JACKSONVILLE JAGUARS							
PASSING	ATT	CMP	YDS	TKD/YD	TD	LG	IN
M. Brunell	34	24	301	4/22	1	27	0
Total	34	24	301	4/22	1	27	0

PASS RECEIVING					
	NO	YDS	AVG	LG	TD
K. McCardell	9	115	12.8	24	0
J. Smith	6	52	8.7	16	1
K. Brady	5	85	17.0	27	0
C. Howard	1	13	13.0	13	0
D. Jones	1	12	12.0	12	0
D. Shelton	1	12	12.0	12	0
A. Whitted	1	12	12.0	12	0
Total	24	301	12.5	27	1

INTERCEPTIONS				
Total	NO	YDS	LG	TD
Total	0	0	0	0

PUNTING						
	N	YDS	AVG	TB	IN20	LG
S. Lindsey	3	117	39.0	1	0	46
Total	3	117	39.0	1	0	46

PUNT RETURNS					
	NO	FC	YDS	L	TD
R. Barlow	3	0	17	9	0
[DOWNED]	1	0	0	0	0
[OUT OF BOUNDS]	1	0	0	0	0
Returns	3	0	17	9	0

KICKOFF RETURNS					
	NO	FC	YDS	L	TD
R. Barlow	1	0	24	24	0
[TOUCHBACK]	1	0	0	0	0
Returns	1	0	24	24	0

JACKSONVILLE JAGUARS											
OWN				OPP				OUT			
FUMBLES	FUM	REC	YDS	TD	FORCED	REC	YDS	TD	BDS	TD	BDS
S. Mack	1	0	0	0	0	0	0	0	0	0	0
K. McCardell	0	1	4	0	0	0	0	0	0	0	0
T. Slaughter	0	0	0	0	1	0	0	0	0	0	0
L. Marts	0	0	0	0	0	1	3	0	0	0	0
Total	1	1	4	0	1	1	3	0	0	0	0

CLEVELAND BROWNS					
RUSHING	ATT	YDS	AVG	LG	TD
E. Rhett	14	64	4.6	8	0
T. Couch	2	32	16.0	31	0
Total	16	96	6.0	31	0

CLEVELAND BROWNS							
PASSING	ATT	CMP	YDS	TKD/YD	TD	LG	IN
T. Couch	27	19	160	1/7	1	26	0
Total	27	19	160	1/7	1	26	0

PASS RECEIVING					
	NO	YDS	AVG	LG	TD
J. Dawson	6	83	13.8	26	1
E. Rhett	5	13	2.6	8	0
K. Johnson	3	32	10.7	17	0
D. Patten	2	9	4.5	5	0
A. Shea	1	24	24.0	24	0
M. Edwards	1	1	-1.0	-1	0
D. Northcutt	1	0	0.0	0	0
Total	19	160	8.4	26	1

INTERCEPTIONS				
Total	NO	YDS	LG	TD
Total	0	0	0	0

PUNTING						
	NO	YDS	AVG	TB	IN20	G
C. Gardocki	5	254	50.8	0	2	66
Total	5	254	50.8	0	2	66

PUNT RETURNS					
	NO	FC	YDS	LG	TD
D. Northcutt	0	1	0	0	0
[DOWNED]	1	0	0	0	0
[TOUCHBACK]	1	0	0	0	0
Returns	0	1	0	0	0

KICKOFF RETURNS					
	NO	FC	YDS	LG	TD
D. Patten	2	0	38	19	0
[TOUCHBACK]	1	0	0	0	0
J. White	3	0	51	22	0
Returns	5	0	89	22	0

CLEVELAND BROWNS											
OWN				OPP				OUT			
FUMBLES	FUM	REC	YDS	TD	FORCED	REC	YDS	TD	BDS	TD	BDS
D. Holland	0	0	0	0	1	0	0	0	0	0	0
A. Shea	1	0	0	0	0	0	0	0	0	0	0
Total	1	0	0	0	1	0	0	0	0	0	0

Week-by-Week Game Summaries

DEFENSIVE STATISTICS

NAME	Total	Solo	Asst.	FF	RF	Sacks	Yards	Ints.	Yds.	Pressure	PD
Wali Rainer	15	11	4	--	--	--	--	--	--	--	1
Daylon McCutcheon	9	6	3	--	--	--	--	--	--	--	--
Jamir Miller	7	6	1	--	--	--	--	--	--	1	--
Orpheus Roye	7	5	2	--	--	1.0	5.0	--	--	--	--
Percy Ellsworth	6	3	3	--	--	--	--	--	--	--	1
Marquis Smith	5	2	3	--	--	--	--	--	--	--	--
Corey Fuller	4	4	0	--	--	--	--	--	--	--	--
Darius Holland	4	4	0	1	--	--	--	--	--	--	--
Raymond Jackson	3	2	1	--	--	--	--	--	--	--	--
Keith McKenzie	3	1	2	--	--	1.0	4.0	--	--	1	--
Rahim Abdullah	2	2	0	--	--	--	--	--	--	--	--
Courtney Brown	2	1	1	--	--	--	--	--	--	1	--
Mike Thompson	2	2	0	--	--	--	--	--	--	--	--
Stalin Colinet	1	1	0	--	--	--	--	--	--	--	--
Lenoy Jones	1	1	0	--	--	1.0	7.0	--	--	--	--
Arnold Miller	1	1	0	--	--	1.0	6.0	--	--	1	--
Tyrone Rogers	1	1	0	--	--	--	--	--	--	--	--
Earl Little	0	0	0	--	--	--	--	--	--	--	--
Marty Moore	0	0	0	--	--	--	--	--	--	--	--

SPECIAL TEAMS TACKLES

Name	Total	Solo	Assist	FF	RF
Rashidi Barnes	1	1	0	--	--
Ray Jackson	1	0	1	--	--
Arnold Miller	1	1	0	--	--
Marty Moore	1	1	0	--	--
Tyrone Rogers	1	1	0	--	--
Tarek Saleh	1	0	1	--	--

FINAL TEAM STATISTICS

	VISITOR JAGUARS	HOME BROWNS
TOTAL FIRST DOWNS	28	9
By Rushing	9	2
By Passing	19	7
By Penalty	0	0
THIRD DOWN EFFICIENCY	10-16-63%	3-10-30%
FOURTH DOWN EFFICIENCY	0-0-0%	1-2-50%
TOTAL NET YARDS	398	249
Total Offensive Plays (inc. times thrown passing)	78	44
Average gain per offensive pla	5.1	5.7
NET YARDS RUSHING	119	96
Total Rushing Plays	40	16
Average gain per rushing play	3.0	6.0
Tackles for a loss-number and yards	4-6	0-0
NET YARDS PASSING	279	153
Times thrown - yards lost attempting to pass	4-22	1-7
Gross yards passing	301	160
PASS ATTEMPTS-COMPLETIONS-HAD INTERCEPTED	34-24-0	27-19-0
Avg gain per pass play (inc.# thrown passing)	7.3	5.5
KICKOFFS Number-In End Zone-Touchbacks	6-3-1	2-1-1
PUNTS Number and Average	3-39	5-50.8
Had Blocked	0	0
FGs - PATS Had Blocked	0-0	0-0
Net Punting Average	32.3	47.4
TOTAL RETURN YARDAGE (Not Including Kickoffs)	17	0
No. and Yards Punt Returns	3-17	0-0
No. and Yards Kickoff Returns	1-24	5-89
No. and Yards Interception Returns	0-0	0-0
PENALTIES Number and Yards	1-5	3-25
FUMBLES Number and Lost	1-0	1-1
TOUCHDOWNS	3	1
Rushing	2	0
Passing	1	1
EXTRA POINTS Made-Attempts	3-3	1-1
Kicking Made-Attempts	3-3	1-1
FIELD GOALS Made-Attempts	2-2	0-0
SAFETIES	0	0
FINAL SCORE	27	7
TIME OF POSSESSION	36:56	22:50

2000 REVIEW

Week-by-Week Game Summaries

2 **Cleveland Browns 24, Cincinnati Bengals 7**
 Sept. 10, 2000 • Paul Brown Stadium • Attendance: 64,006

STARTING LINEUPS

CLEVELAND BROWNS				CINCINNATI BENGALS			
OFFENSE		DEFENSE		OFFENSE		DEFENSE	
WR 85	K. Johnson	LE 92	C. Brown	WR 81	R. Dugans	LE 96	V. Booker
LT 72	R. Oben	RT 99	O. Roye	LT 60	R. Jones	LDT 99	O. Gibson
LG 71	J. Pyne	LT 93	S. Colinet	LG 79	S. Rehberg	RDT 93	T. Barndt
C 64	D. Wohlabaugh	RE 90	K. McKenzie	C 74	R. Braham	RE 92	J. Copeland
RG 61	E. Lindsay	SLB 53	R. Abdullah	RG 63	M. Goff	LLB 95	S. Foley
RT 75	S. Zahursky	MLB 58	W. Rainer	RT 71	W. Anderson	MLB 56	B. Simmons
TE 80	A. Shea	WLB 95	J. Miller	TE 82	T. McGee	RLB 51	T. Spikes
WR 88	J. Dawson	LCB 34	C. Fuller	WR 80	P. Warrick	LCB 21	T. Carter
QB 2	T. Couch	RCB 23	D. McCutcheon	QB 11	A. Smith	RCB 27	A. Hawkins
RB 23	E. Rhett	SS 21	M. Smith	HB 28	C. Dillon	SS 26	C. Hall
WR 82	D. Patten	FS 43	P. Ellsworth	FB 46	C. Groce	FS 31	D. Williams

	1	2	3	4	OT	Total
Cleveland Browns	7	7	3	7	0	24
Cincinnati Bengals	0	7	0	0	0	7

SCORING PLAY

Team	Qtr	Time	Play Description (Extra Point) (Drive Info)	Visitor	Home
Browns	1	3:43	T. Prentice 16 yd. run (P. Dawson kick) (7-76, 3:41)	7	0
Bengals	2	14:33	R. Dugans 4 yd. pass from A. Smith (N. Rackers kick) (8-78, 4:10)	7	7
Browns	2	11:20	M. Campbell 5 yd. pass from T. Couch (P. Dawson kick) (4-16, 1:37)	14	7
Browns	3	6:29	P. Dawson 30 yd. Field Goal (11-50, 6:54)	17	7
Browns	4	11:47	M. Edwards 5 yd. pass from T. Couch (P. Dawson kick) (9-80, 5:21)	24	7

FINAL INDIVIDUAL STATISTICS

CLEVELAND BROWNS					
RUSHING	ATT	YDS	AVG	LG	TD
E. Rhett	20	53	2.7	10	0
T. Prentice	8	46	5.8	17	1
T. Couch	4	7	1.8	12	0
D. Northcutt	1	-1	-1.0	-1	0
Total	33	105	3.2	17	1

CLEVELAND BROWNS							
PASSING	ATT	CMP	YDS	TKD/YD	TD	LG	IN
T. Couch	31	19	259	1/10	2	65	1
Total	31	19	259	1/10	2	65	1

PASS RECEIVING					
	NO	YDS	AVG	LG	TD
K. Johnson	5	59	11.8	18	0
D. Patten	3	95	31.7	65	0
J. Dawson	3	14	4.7	10	0
E. Rhett	2	11	5.5	6	0
A. Shea	1	30	30.0	30	0
D. Chiaverini	1	18	18.0	18	0
D. Northcutt	1	12	12.0	12	0
T. Prentice	1	10	10.0	10	0
M. Campbell	1	5	5.0	5	1
M. Edwards	1	5	5.0	5	1
Total	19	259	13.6	65	2

INTERCEPTIONS				
	NO	YDS	LG	TD
E. Little	1	7	7	0
L. Sanders	1	0	0	0
Total	2	7	7	0

PUNTING						
	N	YDS	AVG	TB	IN20	LG
C. Gardocki	7	338	48.3	0	2	56
Total	7	338	48.3	0	2	56

PUNT RETURNS					
	NO	FC	YDS	L	TD
D. Northcutt	2	2	5	8	0
[DOWNED]	2	0	0	0	0
Returns	2	5	8	0	0

KICKOFF RETURNS					
	NO	FC	YDS	L	TD
D. Patten	1	0	22	22	0
J. White	1	0	20	20	0
Returns	2	0	42	22	0

CLEVELAND BROWNS									
OWN			OPP			OUT			
FUMBLES	FUM	REC	YDS	TD	FORCED	REC	YDS	TD	BDS
W. Rainer	0	0	0	0	1	0	0	0	0
T. Saleh	0	0	0	0	1	0	0	0	0
T. Rogers	0	0	0	0	0	1	0	0	0
T. Couch	1	0	0	0	0	0	0	0	0
S. Zahursky	0	1	0	0	0	0	0	0	0
T. Prentice	0	0	0	0	1	0	0	0	0
Total	1	1	0	0	3	1	0	0	0

CINCINNATI BENGALS					
RUSHING	ATT	YDS	AVG	LG	TD
C. Dillon	12	41	3.4	14	0
A. Smith	2	26	13.0	21	0
D. Pope	1	22	22.0	22	0
N. Williams	1	9	9.0	9	0
P. Warrick	1	8	8.0	8	0
B. Bennett	2	5	2.5	3	0
Total	19	111	5.8	22	0

CINCINNATI BENGALS							
PASSING	ATT	CMP	YDS	TKD/YD	TD	LG	IN
A. Smith	43	15	250	7/43	1	46	2
Total	43	15	250	7/43	1	46	2

PASS RECEIVING					
	NO	YDS	AVG	LG	TD
P. Warrick	3	80	26.7	46	0
C. Groce	3	12	4.0	6	0
C. Dillon	2	46	23.0	31	0
C. Yeast	2	38	19.0	25	0
B. Bennett	2	30	15.0	23	0
R. Dugans	2	10	5.0	6	1
T. McGee	1	34	34.0	34	0
Total	15	250	16.7	46	1

INTERCEPTIONS				
	NO	YDS	LG	TD
T. Spikes	1	5	5	0
Total	1	5	5	0

PUNTING						
	NO	YDS	AVG	TB	IN20	G
D. Pope	6	244	40.7	0	0	49
Total	6	244	40.7	0	0	49

PUNT RETURNS					
	NO	FC	YDS	LG	TD
C. Yeast	7	0	35	10	0
Returns	7	0	35	10	0

KICKOFF RETURNS					
	NO	FC	YDS	LG	TD
T. Mack	4	0	124	50	0
N. Williams	1	0	0	0	0
Returns	5	0	124	50	0

CINCINNATI BENGALS									
OWN			OPP			OUT			
FUMBLES	FUM	REC	YDS	TD	FORCED	REC	YDS	TD	BDS
C. Yeast	1	1	0	0	0	0	0	0	0
B. Bennett	1	0	0	0	0	0	0	0	0
B. Simmons	0	0	0	0	1	0	0	0	0
T. Mack	1	1	0	0	0	0	0	0	0
Total	3	2	0	0	1	0	0	0	0

Week-by-Week Game Summaries

DEFENSIVE STATISTICS

NAME	Total	Solo	Asst.	FF	RF	Sacks	Yards	Ints.	Yds.	Pressure	PD
Jamir Miller	11	11	0	--	--	2	8	--	--	1	2
Marquis Smith	8	5	3	--	--	--	--	--	--	--	2
Keith McKenzie	6	5	1	--	--	3	22	--	--	2	--
Wall Rainer	5	2	3	1	--	--	--	--	--	--	--
Rahim Abdullah	3	3	0	--	--	--	--	--	--	--	--
Stalin Colinet	3	1	2	--	--	1	8	--	--	--	1
Corey Fuller	3	3	0	--	--	--	--	--	--	--	--
Earl Little	3	3	0	--	--	--	--	1.0	7	--	--
Daylon McCutcheon	3	2	1	--	--	--	--	--	--	--	1
Darius Holland	2	0	2	--	--	--	--	--	--	1	--
Mike Thompson	2	1	1	--	--	1	5	--	--	2	--
Courtney Brown	1	1	0	--	--	--	--	--	--	3	--
Percy Ellsworth	1	1	0	--	--	--	--	--	--	--	--
Tyrone Rogers	1	1	0	--	--	--	--	--	--	--	--
Orpheus Roye	1	0	1	--	--	--	--	--	--	1	--
Lewis Sanders	1	0	1	--	--	--	--	1.0	--	--	1
Rashidi Barnes	0	0	0	--	--	--	--	--	--	--	--
Raymond Jackson	0	0	0	--	--	--	--	--	--	--	--
Lenoy Jones	0	0	0	--	--	--	--	--	--	--	--
Arnold Miller	0	0	0	--	--	--	--	--	--	1	--

SPECIAL TEAMS TACKLES

Name	Total	Solo	Assist	FF	RF
Lenoy Jones	5	3	2	1	--
Tarek Saleh	4	3	1	--	--
Ryan Kuehl	2	1	1	--	--
Marty Moore	2	1	1	--	--
Rashidi Barnes	1	1	0	--	--
Ray Jackson	1	1	0	--	--
Earl Little	1	1	0	--	--
Arnold Miller	1	0	1	--	--
Dennis Northcutt	1	1	0	--	--
Travis Prentice	1	1	0	1	--
Tyrone Rogers	1	0	1	--	1
Lewis Sanders	1	0	1	--	--

FINAL TEAM STATISTICS

	VISITOR BROWNS	HOME BENGALS
TOTAL FIRST DOWNS	17	17
By Rushing	4	5
By Passing	12	11
By Penalty	1	1
THIRD DOWN EFFICIENCY	5-15-33%	6-16-38%
FOURTH DOWN EFFICIENCY	0-2-0%	2-3-67%
TOTAL NET YARDS	354	318
Total Offensive Plays (inc. times thrown passing)	65	69
Average gain per offensive play	5.4	4.6
NET YARDS RUSHING	105	111
Total Rushing Plays	33	19
Average gain per rushing play	3.2	5.8
Tackles for a loss-number and yards	4-11	2-5
NET YARDS PASSING	249	207
Times thrown - yards lost attempting to pass	1-10	7-43
Gross yards passing	259	250
PASS ATTEMPTS-COMPLETIONS-HAD INTERCEPTED	31-19-1	43-15-2
Avg gain per pass play (inc.# thrown passing)	7.8	4.1
KICKOFFS Number-In End Zone-Touchbacks	5-2-0	2-0-0
PUNTS Number and Average	7-48.3	6-40.7
Had Blocked	0	0
FGs - PATs Had Blocked	0-0	1-0
Net Punting Average	43.3	39.8
TOTAL RETURN YARDAGE (Not Including Kickoffs)	12	40
No. and Yards Punt Returns	2-5	7-35
No. and Yards Kickoff Returns	2-42	5-124
No. and Yards Interception Returns	2-7	1-5
PENALTIES Number and Yards	6-60	7-65
FUMBLES Number and Lost	1-0	3-1
TOUCHDOWNS	3	1
Rushing	1	0
Passing	2	1
EXTRA POINTS Made-Attempts	3-3	1-1
Kicking Made-Attempts	3-3	1-1
FIELD GOALS Made-Attempts	1-1	0-1
SAFETIES	0	0
FINAL SCORE	24	7
TIME OF POSSESSION	34:03	25:57

2000 REVIEW

Week-by-Week Game Summaries

3 Cleveland Browns 23, Pittsburgh Steelers 20

Sept. 17, 2000 • Cleveland Browns Stadium • Attendance: 73,018

STARTING LINEUPS

PITTSBURGH STEELERS				CLEVELAND BROWNS			
OFFENSE		DEFENSE		OFFENSE		DEFENSE	
SE 80	P. Burress	DL 74	C. Sullivan	WR 85	K. Johnson	LE 92	C. Brown
LT 72	W. Gandy	NT 67	K. von Oelhoffen	LT 72	R. Oben	LT 99	O. Roye
LG 66	A. Faneca	DE 76	K. Henry	LG 65	J. Bundren	RT 93	S. Colinet
C 63	D. Dawson	LOLB 92	J. Gildon	C 64	D. Wohlabaugh	RE 90	K. McKenzie
RG 65	R. Tylski	LILB 99	L. Kirkland	RG 61	E. Lindsay	SLB 53	R. Abdullah
RT 77	M. Smith	RILB 50	E. Holmes	RT 75	S. Zahursky	MLB 58	W. Rainer
TE 87	M. Bruener	ROLB 55	J. Porter	TE 80	A. Shea	WLB 95	J. Miller
QB 36	J. Bettis	LC 30	C. Scott	WR 84	D. Chiavenni	LCB 24	C. Fuller
HB 11	K. Graham	FS 47	S. Shields	QB 2	T. Couch	RCB 33	D. McCutcheon
FB 38	J. Witman	SS 27	B. Alexander	RB 23	E. Rhett	SS 21	M. Smith
WR 86	H. Ward	RC 20	D. Washington	WR 82	D. Patten	FS 43	P. Ellsworth
		1	2	3	4	OT	Total
Pittsburgh Steelers		0	10	10	0	0	20
Cleveland Browns		14	0	3	6	0	23

SCORING PLAY

Team	Qtr	Time	Play Description (Extra Point) (Drive Info)	Visitor	Home
Browns	1	10:34	A. Shea 2 yd. pass from T. Couch (P. Dawson kick) (7-62, 4:26)	0	7
Browns	1	3:35	M. Edwards 21 yd. pass from T. Couch (P. Dawson kick) (7-61, 4:00)	0	14
Steelers	2	13:34	R. Huntley 4 yd. run (K. Brown kick) (10-71, 5:01)	7	14
Steelers	2	1:44	K. Brown 41 yd. Field Goal (8-14, 3:00)	10	14
Steelers	3	12:39	K. Brown 31 yd. Field Goal (5-29, 2:21)	13	14
Browns	3	10:12	P. Dawson 23 yd. Field Goal (7-30, 2:27)	13	17
Steelers	3	5:47	J. Bettis 10 yd. run (K. Brown kick) (8-80, 4:25)	20	17
Browns	4	10:49	P. Dawson 28 yd. Field Goal (11-87, 5:06)	20	20
Browns	4	2:45	P. Dawson 19 yd. Field Goal (8-95, 4:12)	20	23

FINAL INDIVIDUAL STATISTICS

PITTSBURGH STEELERS								
RUSHING	ATT	YDS	AVG	LG	TD			
J. Bettis	23	122	5.3	15	1			
C. Fuamatu-Ma'afala	2	22	11.0	20	0			
K. Graham	1	7	7.0	7	0			
R. Huntley	3	6	2.0	4	1			
J. Witman	1	2	2.0	2	0			
Total	30	159	5.3	20	2			
PASSING								
ATT	CMP	YDS	TKD/YD	TD	LG	IN		
K. Graham	28	15	193	3/15	0	31		
K. Stewart	1	1	9	0/0	0	9		
J. Bettis	1	0	0	0/0	0	0		
Total	30	16	202	3/15	0	31		
PASS RECEIVING								
NO	YDS	AVG	LG	TD				
H. Ward	5	75	15.0	31	0			
B. Shaw	3	66	22.0	29	0			
P. Burress	2	20	10.0	10	0			
J. Witman	2	17	8.5	11	0			
C. Fuamatu-Ma'afala	2	8	4.0	8	0			
J. Bettis	1	11	11.0	11	0			
M. Bruener	1	5	5.0	5	0			
Total	16	202	12.6	31	0			
INTERCEPTIONS					NO	YDS	LG	TD
Total					0	0	0	0
PUNTING								
N	YDS	AVG	TB	IN20	LG			
J. Miller	4	155	38.8	0	3	49		
Total	4	155	38.8	0	3	49		
PUNT RETURNS								
NO	FC	YDS	L	TD				
H. Foteat	2	0	43	30	0			
B. Shaw	2	0	17	10	0			
Returns	4	0	60	30	0			
KICKOFF RETURNS								
NO	FC	YDS	L	TD				
H. Foteat	4	0	81	22	0			
H. Ward	1	0	57	57	0			
[TOUCHBACK]	1	0	0	0	0			
Returns	5	0	138	57	0			

CLEVELAND BROWNS								
RUSHING	ATT	YDS	AVG	LG	TD			
E. Rhett	18	55	3.1	10	0			
T. Prentice	4	3	0.8	3	0			
T. Couch	1	3	3.0	3	0			
Total	23	61	2.7	10	0			
PASSING								
ATT	CMP	YDS	TKD/YD	TD	LG	IN		
T. Couch	31	23	316	0/0	2	79		
Total	31	23	316	0/0	2	79		
PASS RECEIVING								
NO	YDS	AVG	LG	TD				
D. Chiavenni	5	26	5.2	10	0			
K. Johnson	4	97	24.2	79	0			
A. Shea	4	43	10.8	36	1			
D. Patten	3	81	27.0	38	0			
D. Northcutt	2	27	13.5	19	0			
E. Rhett	2	11	5.5	6	0			
T. Prentice	2	10	5.0	9	0			
M. Edwards	1	21	21.0	21	1			
Total	23	316	13.7	79	2			
INTERCEPTIONS					NO	YDS	LG	TD
C. Fuller					1	0	0	0
Total					1	0	0	0
PUNTING								
NO	YDS	AVG	TB	IN20	G			
C. Gardocki	4	194	48.5	0	2	52		
Total	4	194	48.5	0	2	52		
PUNT RETURNS								
NO	FC	YDS	LG	TD				
D. Northcutt	1	0	5	5	0			
[DOWNED]	3	0	0	0	0			
Returns	1	0	5	5	0			
KICKOFF RETURNS								
NO	FC	YDS	LG	TD				
D. Patten	3	0	114	62	0			
L. Jackson	2	0	31	26	0			
Returns	5	0	145	62	0			

Week-by-Week Game Summaries

PITTSBURGH STEELERS										CLEVELAND BROWNS													
FUMBLES	OWN		YDS		TD		FORCED		OPP		FUMBLES	OWN		YDS		TD		FORCED		OPP		OUT	
	FUM	REC	YDS	TD	REC	YDS	TD	REC	YDS	TD		FUM	REC	YDS	TD	REC	YDS	TD	REC	YDS	TD	BDS	
J. Gildon	0	0	0	0	1	0	0	0	0	0	D. Chianerini	1	0	0	0	0	0	0	0	0	0	0	
C. Scott	0	0	0	0	0	0	1	6	0	0	D. McCutcheon	0	0	0	0	1	0	0	0	0	0	0	
H. Ward	1	1	0	0	0	0	0	0	0	0													
Total	1	1	0	0	1	1	6	0	0	0	Total	1	0	0	0	1	0	0	0	0	0	0	

DEFENSIVE STATISTICS

NAME	Total	Solo	Asst.	FF	RF	Sacks	Yards	Ints.	Yds.	Pressure	PD
Marquis Smith	10	6	4	--	--	--	--	--	--	--	--
Courtney Brown	9	6	3	--	--	3	15	--	--	3	1
Orpheus Roye	9	5	4	--	--	--	--	--	--	1	2
Wall Rainer	7	6	1	--	--	--	--	--	--	2	1
Jamir Miller	5	2	3	--	--	--	--	--	--	--	--
Stalin Colinet	4	2	2	--	--	--	--	--	--	--	1
Daylon McCutcheon	4	4	0	1	--	--	--	--	--	--	1
Rahim Abdullah	3	2	1	--	--	--	--	--	--	--	--
Percy Ellsworth	3	2	1	--	--	--	--	--	--	--	--
Corey Fuller	3	3	0	--	--	--	--	1	0	--	1
Keith McKenzie	3	2	1	--	--	--	--	--	--	--	--
Darius Holland	2	1	1	--	--	--	--	--	--	--	--
Lewis Sanders	2	1	1	--	--	--	--	--	--	--	--
Mike Thompson	2	1	1	--	--	--	--	--	--	1	--
Raymond Jackson	1	1	0	--	--	--	--	--	--	--	--
Lenoy Jones	1	0	1	--	--	--	--	--	--	1	--
Arnold Miller	1	1	0	--	--	--	--	--	--	--	--
Earl Little	0	0	0	--	--	--	--	--	--	--	--
Tyrone Rogers	0	0	0	--	--	--	--	--	--	--	--

SPECIAL TEAMS TACKLES

Name	Total	Solo	Assist	FF	RF
Earl Little	3	3	0	--	--
Rashidi Barnes	2	1	1	--	--
Lenoy Jones	1	1	0	--	--
Arnold Miller	1	1	0	--	--
David Patten	1	1	0	--	--
Travis Prentice	1	1	0	--	--
Tyrone Rogers	1	1	0	--	--

FINAL TEAM STATISTICS

	VISITOR STEELERS	HOME BROWNS
TOTAL FIRST DOWNS	19	14
By Rushing	10	5
By Passing	8	9
By Penalty	1	0
THIRD DOWN EFFICIENCY	2-11-18%	6-13-46%
FOURTH DOWN EFFICIENCY	2-2-100%	0-0-0%
TOTAL NET YARDS	346	377
Total Offensive Plays (inc. times thrown passing)	63	54
Average gain per offensive play	5.5	7.0
NET YARDS RUSHING	159	61
Total Rushing Plays	30	23
Average gain per rushing play	5.3	2.7
Tackles for a loss-number and yards	1-1	3-5
NET YARDS PASSING	187	316
Times thrown - yards lost attempting to pass	3-15	0-0
Gross yards passing	202	316
PASS ATTEMPTS-COMPLETIONS-HAD INTERCEPTED	30-16-1	31-23-0
Avg gain per pass play (inc. # thrown passing)	5.7	10.2
KICKOFFS Number-In End Zone-Touchbacks	5-1-0	6-1-1
PUNTS Number and Average	4-38.8	4-48.5
Had Blocked	0	0
FGs - PATs Had Blocked	0-0	0-0
Net Punting Average	37.5	33.5
TOTAL RETURN YARDAGE (Not Including Kickoffs)	60	5
No. and Yards Punt Returns	4-60	1-5
No. and Yards Kickoff Returns	5-138	5-145
No. and Yards Interception Returns	0-0	1-0
PENALTIES Number and Yards	5-45	4-26
FUMBLES Number and Lost	1-0	1-1
TOUCHDOWNS	2	2
Rushing	2	0
Passing	0	2
EXTRA POINTS Made-Attempts	2-2	2-2
Kicking Made-Attempts	2-2	2-2
FIELD GOALS Made-Attempts	2-2	3-3
SAFETIES	0	0
FINAL SCORE	20	23
TIME OF POSSESSION	31:12	28:48

2000 REVIEW

Week-by-Week Game Summaries

4

Oakland Raiders 36, Cleveland Browns 10

Sept. 24, 2000 • Network Associates Coliseum • Attendance: 45,702

STARTING LINEUPS

CLEVELAND BROWNS				OAKLAND RAIDERS			
OFFENSE		DEFENSE		OFFENSE		DEFENSE	
WR 85	K. Johnson	LE 92	C. Brown	WR 81	T. Brown	DE 94	T. Bryant
LT 72	R. Oben	LT 99	O. Roye	LT 74	M. Stinchcomb	DT 90	G. Jackson
LG 65	J. Bundren	RT 93	S. Colinet	LG 76	S. Wisniewski	DT 96	D. Russell
C 64	D. Wohlabaugh	RE 90	K. McKenzie	C 63	B. Robbins	DE 51	L. Johnstone
RG 61	E. Lindsay	SLB 53	R. Abdullah	RG 79	M. Collins	OLB 59	W. Thomas
RT 75	S. Zahursky	MLB 58	W. Rainer	RT 72	L. Kennedy	ILB 54	G. Biekert
TE 83	M. Campbell	WLB 95	J. Miller	TE 83	R. Dudley	OLB 58	E. Alexander
WR 84	D. Chiaverini	LCB 24	C. Fuller	WR 82	J. Jett	ILB 54	C. Woodson
QB 2	T. Couch	RCB 33	D. McCutcheon	QB 12	R. Gannon	CB 21	E. Allen
FB 44	M. Edwards	SS 21	M. Smith	FB 40	J. Ritchie	SS 49	M. Pope
WR 82	D. Patten	FS 43	P. Ellsworth	RB 47	T. Wheatley	FS 33	A. Dorsett

	1	2	3	4	OT	Total
Cleveland Browns	7	0	3	0	0	10
Oakland Raiders	7	21	0	8	0	36

SCORING PLAY

Team	Qtr	Time	Play Description (Extra Point) (Drive Info)	Visitor	Home
Browns	1	10:17	D. Chiaverini 15 yd. pass from T. Couch (P. Dawson kick) (9-77, 4:43)	7	0
Raiders	1	7:21	T. Wheatley 2 yd. run (S. Janikowski kick) (7-43, 2:56)	7	7
Raiders	2	13:27	T. Wheatley 2 yd. run (S. Janikowski kick) (8-80, 4:50)	7	14
Raiders	2	1:17	Z. Crockett 2 yd. run (S. Janikowski kick) (8-37, 4:26)	7	21
Raiders	2	0:42	W. Thomas 46 yd. interception return (S. Janikowski kick)	7	28
Browns	3	2:49	P. Dawson 29 yd. Field Goal (9-34, 3:33)	10	28
Raiders	4	13:14	S. Janikowski 37 yd. Field Goal (10-61, 4:35)	10	31
Raiders	4	5:51	S. Janikowski 31 yd. Field Goal (9-42, 4:41)	10	34
Raiders	4	5:34	Penalty on T. Couch enforced in end zone for a Safety	10	36

FINAL INDIVIDUAL STATISTICS

	CLEVELAND BROWNS				
	ATT	YDS	AVG	LG	TD
RUSHING					
E. Rhett	15	85	5.7	42	0
T. Couch	3	3	1.0	2	0
T. Prentice	3	1	0.3	2	0
Total	21	89	4.2	42	0

	CLEVELAND BROWNS					
	ATT	CMP	YDS	TKD/YD	TD	LG
PASSING						
T. Couch	29	16	141	2/12	1	16
S. Wynn	5	2	15	1/3	0	11
Total	34	18	156	3/15	1	16

	CLEVELAND BROWNS					
	NO	YDS	AVG	LG	TD	
PASS RECEIVING						
T. Prentice	5	45	9.0	13	0	
K. Johnson	3	19	6.3	11	0	
D. Chiaverini	2	24	12.0	15	1	
E. Rhett	2	22	11.0	16	0	
M. Campbell	2	16	8.0	15	0	
A. Shea	2	7	3.5	4	0	
M. Edwards	1	15	15.0	15	0	
D. Northcutt	1	8	8.0	8	0	
Total	18	156	8.7	16	1	

	CLEVELAND BROWNS			
	NO	YDS	LG	TD
INTERCEPTIONS				
Total	0	0	0	0

	CLEVELAND BROWNS					
	N	YDS	AVG	TB	IN20	LG
PUNTING						
C. Gardocki	5	224	44.8	1	1	57
Total	5	224	44.8	1	1	57

	CLEVELAND BROWNS					
	NO	FC	YDS	L	TD	
PUNT RETURNS						
D. Northcutt	4	0	40	18	0	
[OUT OF BOUNDS]	1	0	0	0	0	
[TOUCHBACK]	1	0	0	0	0	
Returns	4	0	40	18	0	

	CLEVELAND BROWNS					
	NO	FC	YDS	L	TD	
KICKOFF RETURNS						
D. Patten	4	0	53	19	0	
M. Campbell	1	0	12	12	0	
[TOUCHBACK]	2	0	0	0	0	
Returns	5	0	65	19	0	

	OAKLAND RAIDERS				
	ATT	YDS	AVG	LG	TD
RUSHING					
T. Wheatley	21	63	3.0	13	2
N. Kaufman	7	37	5.3	12	0
R. Gannon	1	8	8.0	8	0
R. Jordan	4	6	1.5	3	0
Z. Crockett	1	2	2.0	2	1
B. Hoying	2	-3	-1.5	-1	0
Total	36	113	3.1	13	3

	OAKLAND RAIDERS					
	ATT	CMP	YDS	TKD/YD	TD	LG
PASSING						
R. Gannon	23	14	179	1/0	0	48
B. Hoying	2	0	0	0/0	0	0
Total	25	14	179	1/0	0	48

	OAKLAND RAIDERS					
	NO	YDS	AVG	LG	TD	
PASS RECEIVING						
T. Brown	3	54	18.0	30	0	
A. Rison	3	54	18.0	48	0	
R. Dudley	3	44	14.7	24	0	
J. Ritchie	3	13	4.3	5	0	
N. Kaufman	1	13	13.0	13	0	
R. Jordan	1	1	1.0	1	0	
Total	14	179	12.8	48	0	

	OAKLAND RAIDERS			
	NO	YDS	LG	TD
INTERCEPTIONS				
W. Thomas	2	58	46	1
Total	2	58	46	1

	OAKLAND RAIDERS					
	NO	YDS	AVG	TB	IN20	G
PUNTING						
S. Lechler	6	282	47	1	1	69
Total	6	282	47.0	1	1	69

	OAKLAND RAIDERS					
	NO	FC	YDS	LG	TD	
PUNT RETURNS						
D. Gordon	3	0	13	14	0	
[OUT OF BOUNDS]	1	0	0	0	0	
[TOUCHBACK]	1	0	0	0	0	
Returns	3	0	13	14	0	

	OAKLAND RAIDERS					
	NO	FC	YDS	LG	TD	
KICKOFF RETURNS						
D. Dunn	1	0	14	14	0	
[TOUCHBACK]	2	0	0	0	0	
Returns	1	0	14	4	0	

Week-by-Week Game Summaries

CLEVELAND BROWNS											OAKLAND RAIDERS												
FUMBLES	OWN					OPP					OUT BDS	FUMBLES	OWN					OPP					OUT BDS
	FUM	REC	YDS	TD	FORCED	REC	YDS	TD	FORCED	FUM			REC	YDS	TD	FORCED	REC	YDS	TD	FORCED			
T. Couch	1	0	-8	0	0	0	0	0	0	0	0	0	0	0	0	0	0	0	0	0			
S. Zahursky	0	1	0	0	0	0	0	0	0	0	0	0	0	0	0	0	0	0	0	0			
Total	1	1	-8	0	0	0	0	0	0	0	0	0	0	0	0	0	0	0	0	0			

DEFENSIVE STATISTICS

NAME	Total	Solo	Asst.	FF	RF	Sacks	Yards	Ints.	Yds.	Pressure	PD
Wali Rainer	13	7	6	--	--	--	--	--	--	--	--
Jamir Miller	8	7	1	--	--	--	--	--	--	--	--
Opheus Roye	7	4	3	--	--	--	--	--	--	--	--
Marquis Smith	6	4	2	--	--	--	--	--	--	--	--
Courtney Brown	5	2	3	--	--	--	--	--	--	3	--
Percy Ellsworth	3	2	1	--	--	--	--	--	--	--	--
Corey Fuller	3	2	1	--	--	--	--	--	--	--	1
Keith McKenzie	3	2	1	--	--	--	--	--	--	3	--
Mike Thompson	3	1	2	--	--	--	--	--	--	1	--
Rahim Abdullah	2	1	1	--	--	--	--	--	--	--	--
Darius Holland	2	2	0	--	--	1	0	--	--	1	--
Marty Moore	2	2	0	--	--	--	--	--	--	--	--
Tyrone Rogers	2	1	1	--	--	--	--	--	--	--	--
Daylon McCutcheon	1	0	1	--	--	--	--	--	--	--	--
Lewis Sanders	1	1	0	--	--	--	--	--	--	--	3
Rashidi Barnes	0	0	0	--	--	--	--	--	--	--	--
Stalin Colinet	0	0	0	--	--	--	--	--	--	--	1
Earl Little	0	0	0	--	--	--	--	--	--	--	--
Arnold Miller	0	0	0	--	--	--	--	--	--	--	--

SPECIAL TEAMS TACKLES

Name	Total	Solo	Assist	FF	RF
Marty Moore	3	2	1	--	--
Rashidi Barnes	1	1	0	--	--
Ryan Kuehl	1	0	1	--	--
David Patten	1	1	0	--	--
Travis Prentice	1	0	1	--	--
Tyrone Rogers	1	1	0	--	--

FINAL TEAM STATISTICS

	VISITOR BROWNS	HOME RAIDERS
TOTAL FIRST DOWNS	14	18
By Rushing	4	9
By Passing	8	8
By Penalty	2	1
THIRD DOWN EFFICIENCY	2-11-18%	5-13-38%
FOURTH DOWN EFFICIENCY	1-2-50%	0-0-0%
TOTAL NET YARDS	230	292
Total Offensive Plays (inc. times thrown passing)	58	62
Average gain per offensive play	4.0	4.7
NET YARDS RUSHING	89	113
Total Rushing Plays	21	36
Average gain per rushing play	4.2	3.1
Tackles for a loss-number and yards	3-7	5-8
NET YARDS PASSING	141	179
Times thrown - yards lost attempting to pass	3-15	1-0
Gross yards passing	156	179
PASS ATTEMPTS-COMPLETIONS-HAD INTERCEPTED	34-18-2	25-14-0
Avg gain per pass play (inc.# thrown passing)	3.8	6.9
KICKOFFS Number-In End Zone-Touchbacks	4-2-2	7-2-2
PUNTS Number and Average	5-44.8	6-47
Had Blocked	0	0
FGs - PATs Had Blocked	0-0	0-0
Net Punting Average	38.2	37
TOTAL RETURN YARDAGE (Not Including Kickoffs)	40	71
No. and Yards Punt Returns	4-40	3-13
No. and Yards Kickoff Returns	5-65	1-14
No. and Yards Interception Returns	0-0	2-58
PENALTIES Number and Yards	8-46	5-40
FUMBLES Number and Lost	1-0	0-0
TOUCHDOWNS	1	4
Rushing	0	3
Passing	1	0
Interceptions	0	1
EXTRA POINTS Made-Attempts	1-1	4-4
Kicking Made-Attempts	1-1	4-4
FIELD GOALS Made-Attempts	1-2	2-2
SAFETIES	0	1
FINAL SCORE	10	36
TIME OF POSSESSION	27:03	32:57

2000 REVIEW

Week-by-Week Game Summaries

5

Baltimore Ravens 12, Cleveland Browns 0

Oct. 1, 2000 • Cleveland Browns Stadium • Attendance: 73,018

STARTING LINEUPS

BALTIMORE RAVENS				CLEVELAND BROWNS			
OFFENSE		DEFENSE		OFFENSE		DEFENSE	
WR 87	Q. Ismail	LDE 90	R. Burnett	WR 85	K. Johnson	LE 92	C. Brown
LT 75	J. Ogen	LDT 95	S. Adams	LT 72	R. Oben	LT 99	O. Roye
LG 64	E. Mulitalo	RDT 98	T. Siragusa	LG 65	J. Bundren	RT 93	S. Colinet
C 60	J. Mitchell	RDE 99	M. McCrary	C 64	D. Wohlabaugh	RE 90	K. McKenzie
RG 62	M. Flynn	LLB 58	P. Boulware	RG 61	E. Lindsay	SLB 55	M. Moore
RT 70	H. Swayne	MLB 52	R. Lewis	RT 75	S. Zahursky	MLB 58	W. Rainer
TE 82	S. Sharpe	LCB 55	J. Sharper	WR 86	D. Northcutt	WLB 95	J. Miller
WR 89	T. Taylor	RLB 22	D. Starks	WR 82	D. Patten	LCB 24	C. Fuller
QB 12	T. Banks	RCB 21	C. McAlister	QB 2	T. Couch	RCB 33	D. McCutcheon
RB 31	Ja. Lewis	SS 20	K. Herring	RB 23	E. Rhett	SS 21	M. Smith
TE 81	B. Coates	FS 26	R. Woodson	FB 44	M. Edwards	FS 43	P. Ellsworth

	1	2	3	4	OT	Total
Baltimore Ravens	3	6	3	0	0	12
Cleveland Browns	0	0	0	0	0	0

SCORING PLAY

Team	Qtr	Time	Play Description (Extra Point) (Drive Info)	Visitor	Home
Ravens	1	6:57	M. Stover 45 yd. Field Goal (5-23, 2:54)	3	0
Ravens	2	11:25	M. Stover 30 yd. Field Goal (11-50, 6:05)	6	0
Ravens	2	9:12	M. Stover 44 yd. Field Goal (4-5, 1:57)	9	0
Ravens	3	4:56	M. Stover 22 yd. Field Goal (19-76, 10:04)	12	0

FINAL INDIVIDUAL STATISTICS

BALTIMORE RAVENS					
RUSHING	ATT	YDS	AVG	LG	TD
Ja. Lewis	13	86	6.6	27	0
P. Holmes	20	82	4.1	14	0
T. Taylor	1	12	12.0	12	0
O. Ayanbadejo	2	8	4.0	4	0
T. Banks	1	0	0.0	0	0
Total	37	188	5.1	2	0

BALTIMORE RAVENS					
PASSING	ATT	CMP	YDS	TKD/YD	TD
T. Banks	34	18	169	1/9	0
Total	34	18	169	1/9	0

BALTIMORE RAVENS					
PASS RECEIVING	NO	YDS	AVG	LG	TD
T. Taylor	5	39	7.8	12	0
O. Ayanbadejo	2	14	7.0	9	0
Q. Ismail	2	14	7.0	10	0
P. Holmes	2	12	6.0	10	0
Ja. Lewis	1	7	7.0	7	0
Total	18	169	9.4	37	0

BALTIMORE RAVENS					
INTERCEPTIONS	NO	YDS	LG	TD	
D. Starks	1	4	4	0	0
R. Lewis	1	1	1	0	0
R. Woodson	1	0	0	0	0
Total	3	5	4	0	0

BALTIMORE RAVENS					
PUNTING	N	YDS	AVG	TB	IN20
K. Richardson	3	128	42.7	0	1
Total	3	128	42.7	0	1

BALTIMORE RAVENS					
PUNT RETURNS	NO	FC	YDS	L	TD
Je. Lewis	3	0	69	40	0
D. Starks	1	0	5	5	0
Returns	4	0	74	40	0

BALTIMORE RAVENS					
KICKOFF RETURNS	NO	FC	YDS	L	TD
[TOUCHBACK]	1	0	0	0	0
Returns	0	0	0	0	0

BALTIMORE RAVENS									
FUMBLES	OWN			OPP			OUT		
	FUM	REC	YDS	TD	FORCED	REC	YDS	TD	BDS
R. Bailey	0	0	0	0	1	0	0	0	0
R. Woodson	0	0	0	0	0	1	0	0	0
Total	0	0	0	0	1	1	0	0	0

CLEVELAND BROWNS					
RUSHING	ATT	YDS	AVG	LG	TD
T. Prentice	7	13	1.9	8	0
M. Edwards	2	9	4.5	6	0
E. Rhett	4	1	0.3	3	0
Total	13	23	1.8	8	0

CLEVELAND BROWNS					
PASSING	ATT	CMP	YDS	TKD/YD	TD
T. Couch	35	20	203	0/0	0
D. Pederson	1	1	4	0/0	0
Total	36	21	207	0/0	0

CLEVELAND BROWNS					
PASS RECEIVING	NO	YDS	AVG	LG	TD
D. Northcutt	4	43	10.8	14	0
T. Prentice	4	15	3.8	5	0
E. Rhett	3	21	7.0	9	0
K. Johnson	2	11	5.5	7	0
M. Edwards	1	4	4.0	4	0
Total	21	207	9.9	38	0

CLEVELAND BROWNS					
INTERCEPTIONS	NO	YDS	LG	TD	
C. Fuller	1	0	0	0	0
Total	1	0	0	0	0

CLEVELAND BROWNS					
PUNTING	NO	YDS	AVG	TB	IN20
C. Gardocki	4	203	50.8	0	1
Total	4	203	50.8	0	1

CLEVELAND BROWNS					
PUNT RETURNS	NO	FC	YDS	LG	TD
D. Northcutt	2	1	16	12	0
Returns	2	1	16	12	0

CLEVELAND BROWNS					
KICKOFF RETURNS	NO	FC	YDS	LG	TD
D. Patten	3	0	61	23	0
L. Jackson	2	0	55	30	0
Returns	5	0	116	30	0

CLEVELAND BROWNS									
FUMBLES	OWN			OPP			OUT		
	FUM	REC	YDS	TD	FORCED	REC	YDS	TD	BDS
D. Patten	1	0	0	0	0	0	0	0	0
J. Bundren	0	1	0	0	0	0	0	0	0
M. Edwards	2	1	0	0	0	0	0	0	0
Total	3	2	0	0	0	0	0	0	0

Week-by-Week Game Summaries

DEFENSIVE STATISTICS

NAME	Total	Solo	Asst.	FF	RF	Sacks	Yards	Ints.	Yds.	Pressure	PD
Percy Ellsworth	14	10	4	--	--	--	--	--	--	--	--
Wali Rainer	9	6	3	--	--	--	--	--	--	--	--
Jamir Miller	8	7	1	--	--	--	--	--	--	--	--
Courtney Brown	7	3	4	--	--	--	--	--	--	2	1
Lewis Sanders	6	4	2	--	--	--	--	--	--	--	3
Corey Fuller	5	1	4	--	--	--	--	1	0	--	1
Daylon McCutcheon	5	3	2	--	--	--	--	--	--	--	--
Orpheus Roye	5	3	2	--	--	--	--	--	--	1	1
Keith McKenzie	4	3	1	--	--	--	--	--	--	1	--
Marquis Smith	4	2	2	--	--	--	--	--	--	--	--
Darius Holland	3	2	1	--	--	--	--	--	--	1	--
Earl Little	3	3	0	--	--	--	--	--	--	--	--
Marty Moore	2	2	0	--	--	--	--	--	--	--	--
Stalin Colinet	1	1	0	--	--	1	9	--	--	2	1
Mike Thompson	1	1	0	--	--	--	--	--	--	1	--
Rashidi Barnes	0	0	0	--	--	--	--	--	--	--	--
Raymond Jackson	0	0	0	--	--	--	--	--	--	--	--
Anthony Malbrough	0	0	0	--	--	--	--	--	--	--	--
Arnold Miller	0	0	0	--	--	--	--	--	--	--	--
Tyrone Rogers	0	0	0	--	--	--	--	--	--	--	--

SPECIAL TEAMS TACKLES

Name	Total	Solo	Assist	FF	RF
Doug Colman	1	1	0	--	--
Chris Gardocki	1	1	0	--	--
Ryan Kuehl	1	1	0	--	--
Earl Little	1	1	0	--	--

FINAL TEAM STATISTICS

	VISITOR RAVENS	HOME BROWNS
TOTAL FIRST DOWNS	22	11
By Rushing	11	2
By Passing	11	7
By Penalty	0	2
THIRD DOWN EFFICIENCY	5-13-38%	4-11-36%
FOURTH DOWN EFFICIENCY	0-0-0%	1-2-50%
TOTAL NET YARDS	348	230
Total Offensive Plays (inc. times thrown passing)	72	49
Average gain per offensive play	4.8	4.7
NET YARDS RUSHING	188	23
Total Rushing Plays	37	13
Average gain per rushing play	5.1	1.8
Tackles for a loss-number and yards	4-10	4-11
NET YARDS PASSING	160	207
Times thrown - yards lost attempting to pass	1-9	0-0
Gross yards passing	169	207
PASS ATTEMPTS-COMPLETIONS-HAD INTERCEPTED	34-18-1	36-21-3
Avg gain per pass play (inc.# thrown passing)	4.6	5.8
KICKOFFS Number-In End Zone-Touchbacks	5-0-0	1-1-1
PUNTS Number and Average	3-42.7	4-50.8
Had Blocked	0	0
FGs - PATs Had Blocked	0-0	0-0
Net Punting Average	37.3	32.3
TOTAL RETURN YARDAGE (Not Including Kickoffs)	79	16
No. and Yards Punt Returns	4-74	2-16
No. and Yards Kickoff Returns	0-0	5-116
No. and Yards Interception Returns	3-5	1-0
PENALTIES Number and Yards	6-62	8-60
FUMBLES Number and Lost	0-0	3-1
TOUCHDOWNS	0	0
Rushing	0	0
Passing	0	0
EXTRA POINTS Made-Attempts	0-0	0-0
Kicking Made-Attempts	0-0	0-0
FIELD GOALS Made-Attempts	4-5	0-0
SAFETIES	0	0
FINAL SCORE	12	0
TIME OF POSSESSION	36:44	23:16

2000 REVIEW

Week-by-Week Game Summaries

6 Arizona Cardinals 29, Cleveland Browns 21

Oct. 8, 2000 • Sun Devil Stadium • Attendance: 44,296

STARTING LINEUPS

CLEVELAND BROWNS				ARIZONA CARDINALS			
OFFENSE		DEFENSE		OFFENSE		DEFENSE	
WR 85	K. Johnson	LE 92	C. Brown	WR 89	D. Boston	LE 96	B. Ottis
LT 72	R. Oben	LT 99	O. Roye	LT 70	L. Shelton	LT 61	T. McCoy
LG 65	J. Bundren	RT 93	S. Colinet	LG 73	M. Joyce	RT 93	M. Smith
C 64	D. Wohlabaugh	RE 90	K. McKenzie	C 60	M. Gruttadauria	RE 97	S. Rice
RG 61	E. Lindsay	LLB 53	R. Abdullah	RG 71	L. Holmes	LLB 51	J. Rutledge
RT 75	S. Zahursky	MLB 58	W. Rainer	RT 65	A. Clement	MLB 57	R. McKinnon
TE 80	A. Shea	WLB 95	J. Miller	TE 80	T. Hardy	RLB 59	R. Fredrickson
WR 82	D. Patten	LCB 24	C. Fuller	WR 81	F. Sanders	LCB 35	A. Williams
QB 2	T. Couch	RCB 33	D. McCutcheon	QB 16	J. Plummer	RCB 22	T. Knight
RB 41	T. Prentice	SS 21	M. Smith	RB 32	M. Pittman	SS 40	P. Tillman
TE 83	M. Campbell	FS 43	P. Ellsworth	FB 34	J. Makovicka	FS 42	K. Lassiter

	1	2	3	4	OT	Total
Cleveland Browns	7	7	0	7	0	21
Arizona Cardinals	0	16	10	3	0	29

SCORING PLAY

Team	Qtr	Time	Play Description (Extra Point) (Drive Info)	Visitor	Home
Browns	1	1:51	T. Prentice 1 yd. run (P Dawson kick) (11-59, 6:34)	7	0
Browns	2	14:26	T. Prentice 1 yd. run (P Dawson kick) (5-24, 2:14)	14	7
Cardinals	2	12:00	T. Jones 10 yd. run (C. Blanchard kick) (5-42, 2:26)	14	7
Cardinals	2	9:08	F. Sanders 53 yd. pass from J. Plummer (run failed) (2-57, 0:51)	14	13
Cardinals	2	1:13	C. Blanchard 36 yd. Field Goal (13-54, 6:18)	14	16
Cardinals	3	8:55	C. Blanchard 47 yd. Field Goal (9-58, 3:27)	14	19
Cardinals	3	1:55	F. Sanders 5 yd. pass from J. Plummer (C. Blanchard kick) (9-70, 4:59)	14	26
Browns	4	12:43	T. Prentice 6 yd. run (P Dawson kick) (3-24, 1:29)	21	26
Cardinals	4	3:00	C. Blanchard 28 yd. Field Goal (11-72, 5:59)	21	29

FINAL INDIVIDUAL STATISTICS

CLEVELAND BROWNS					
RUSHING	ATT	YDS	AVG	LG	TD
T. Prentice	28	97	3.5	15	3
J. White	2	6	3.0	5	0
T. Couch	1	1	1.0	1	0
Total	31	104	3.4	1	3

CLEVELAND BROWNS							
PASSING	ATT	CMP	YDS	TKD/YD	TD	LG	IN
T. Couch	22	16	138	1/2	0	33	0
Total	22	16	138	1/2	0	33	0

PASS RECEIVING						
	NO	YDS	AVG	LG	TD	
D. Northcutt	3	67	22.3	33	0	
D. Patten	3	27	9.0	14	0	
A. Shea	3	12	4.0	5	0	
T. Prentice	3	7	2.3	4	0	
M. Edwards	2	17	8.5	10	0	
M. Campbell	1	4	4.0	4	0	
K. Johnson	1	4	4.0	4	0	
Total	16	138	8.6	33	0	

INTERCEPTIONS					
	NO	YDS	LG	TD	
Total	0	0	0	0	

PUNTING						
	N	YDS	AVG	TB	IN20	LG
C. Gardocki	7	295	42.1	1	1	61
Total	7	295	42.1	1	1	61

PUNT RETURNS						
	NO	FC	YDS	L	TD	
D. Northcutt	3	0	27	18	0	
Returns	3	0	27	18	0	

KICKOFF RETURNS						
	NO	FC	YDS	L	TD	
D. Patten	3	0	64	28	0	
J. White	2	0	53	40	0	
T. Saleh	1	0	8	8	0	
[TOUCHBACK]	1	0	0	0	0	
Returns	6	0	125	40	0	

ARIZONA CARDINALS					
RUSHING	ATT	YDS	AVG	LG	TD
M. Pittman	16	107	6.7	21	0
D. Boston	1	24	24.0	24	0
T. Jones	6	9	1.5	10	1
J. Makovicka	1	7	7.0	7	0
J. Plummer	7	-1	-0.1	3	0
Total	31	146	4.7	24	1

ARIZONA CARDINALS							
PASSING	ATT	CMP	YDS	TKD/YD	TD	LG	IN
J. Plummer	30	17	171	1/2	2	53	0
Total	30	17	171	1/2	2	53	0

PASS RECEIVING						
	NO	YDS	AVG	LG	TD	
D. Boston	5	63	12.6	20	0	
F. Sanders	4	76	19.0	53	2	
M. Pittman	2	10	5.0	9	0	
M. Jenkins	2	8	4.0	4	0	
C. Gedney	2	7	3.5	4	0	
T. Hardy	1	5	5.0	5	0	
J. Makovicka	1	2	2.0	2	0	
Total	17	171	10.1	53	2	

INTERCEPTIONS					
	NO	YDS	LG	TD	
Total	0	0	0	0	

PUNTING						
	NO	YDS	AVG	TB	IN20	G
S. Player	3	143	47.7	0	0	52
Total	3	143	47.7	0	0	52

PUNT RETURNS						
	NO	FC	YDS	LG	TD	
M. Cody	5	1	26	11	0	
[TOUCHBACK]	1	0	0	0	0	
Returns	5	1	26	11	0	

KICKOFF RETURNS						
	NO	FC	YDS	LG	TD	
M. Jenkins	3	0	93	44	0	
[TOUCHBACK]	1	0	0	0	0	
Returns	3	0	93	44	0	

Week-by-Week Game Summaries

CLEVELAND BROWNS										ARIZONA CARDINALS									
OWN					OPP					OWN					OPP				
FUMBLES	FUM	REC	YDS	TD	FORCED	REC	YDS	TD	BDS	FUMBLES	FUM	REC	YDS	TD	FORCED	REC	YDS	TD	BDS
	0	0	0	0	1	1	0	0	0	M. Jenkins	1	0	0	0	0	0	0	0	0
	0	0	0	0	0	1	0	0	0	M. Cody	1	0	0	0	0	0	0	0	0
										T. Jones	1	1	0	0	0	0	0	0	0
Total	0	0	0	0	1	2	0	0	0	Total	3	1	0	0	0	0	0	0	0

DEFENSIVE STATISTICS

NAME	Total	Solo	Asst.	FF	RF	Sacks	Yards	Ints.	Yds.	Pressure	PD
Jamir Miller	10	10	0	--	--	--	--	--	--	--	1
Anthony Malbrough	7	5	2	--	--	--	--	--	--	--	--
Daylon McCutcheon	7	5	2	--	--	--	--	--	--	--	--
Marquis Smith	7	3	4	--	--	--	--	--	--	--	2
Lenoy Jones	4	4	0	--	--	1	2	--	--	1	--
Orpheus Roye	4	3	1	--	--	--	--	--	--	--	--
Percy Ellsworth	3	2	1	--	--	--	--	--	--	--	--
Darius Holland	3	3	0	--	--	--	--	--	--	--	--
Wali Rainer	3	2	1	--	--	--	--	--	--	--	--
Rahim Abdullah	2	0	2	--	--	--	--	--	--	--	--
Courtney Brown	1	0	1	--	--	--	--	--	--	2	1
Stalin Colinet	1	1	0	--	--	--	--	--	--	--	--
Corey Fuller	1	1	0	--	--	--	--	--	--	--	1
Raymond Jackson	1	0	1	--	--	--	--	--	--	--	--
Earl Little	1	1	0	--	--	--	--	--	--	--	--
Mike Thompson	1	1	0	--	--	--	--	--	--	--	--
Keith McKenzie	0	0	0	--	--	--	--	--	--	--	--
Arnold Miller	0	0	0	--	--	--	--	--	--	--	--
Tyrone Rogers	0	0	0	--	--	--	--	--	--	--	--

SPECIAL TEAMS TACKLES

Name	Total	Solo	Assist	FF	RF
Lenoy Jones	2	2	0	1	1
Anthony Malbrough	2	2	0	--	--
Tarek Saleh	2	2	0	--	--
Doug Colman	1	1	0	--	--
Ryan Kuehl	1	0	1	--	--
Earl Little	1	1	0	--	--
Tyrone Rogers	1	0	1	--	1

FINAL TEAM STATISTICS

	VISITOR BROWNS	HOME CARDINALS
TOTAL FIRST DOWNS	12	20
By Rushing	7	7
By Passing	5	9
By Penalty	0	4
THIRD DOWN EFFICIENCY	5-14-36%	2-10-20%
FOURTH DOWN EFFICIENCY	0-1-0%	1-2-50%
TOTAL NET YARDS	240	315
Total Offensive Plays (inc. times thrown passing)	54	62
Average gain per offensive play	4.4	5.1
NET YARDS RUSHING	104	146
Total Rushing Plays	31	31
Average gain per rushing play	3.4	4.7
Tackles for a loss-number and yards	2-4	4-4
NET YARDS PASSING	136	169
Times thrown - yards lost attempting to pass	1-2	1-2
Gross yards passing	138	171
PASS ATTEMPTS-COMPLETIONS-HAD INTERCEPTED	22-16-0	30-17-0
Avg gain per pass play (inc.# thrown passing)	5.9	5.5
KICKOFFS Number-In End Zone-Touchbacks	4-2-1	7-1-1
PUNTS Number and Average	7-42.1	3-47.7
Had Blocked	0	0
FGs - PATS Had Blocked	0-0	0-0
Net Punting Average	35.6	38.7
TOTAL RETURN YARDAGE (Not Including Kickoffs)	27	26
No. and Yards Punt Returns	3-27	5-26
No. and Yards Kickoff Returns	6-125	3-93
No. and Yards Interception Returns	0-0	0-0
PENALTIES Number and Yards	8-86	3-20
FUMBLES Number and Lost	0-0	3-2
TOUCHDOWNS	3	3
Rushing	3	1
Passing	0	2
EXTRA POINTS Made-Attempts	3-3	2-3
Kicking Made-Attempts	3-3	2-2
Rushing Made-Attempts	0-0	0-1
FIELD GOALS Made-Attempts	0-1	3-3
SAFETIES	0	0
FINAL SCORE	21	29
TIME OF POSSESSION	28:57	31:03

2000 REVIEW

Week-by-Week Game Summaries

7 Denver Broncos 44, Cleveland Browns 10

Oct. 15, 2000 • Mile High Stadium • Attendance: 75,811

STARTING LINEUPS

CLEVELAND BROWNS			DENVER BRONCOS		
OFFENSE		DEFENSE	OFFENSE		DEFENSE
WR 85	K. Johnson	LE 92	C. Brown	WR 80	R. Smith
LT 72	R. Oben	LT 99	O. Roye	LT 77	T. Jones
LG 65	J. Bundren	RT 93	S. Colinet	LG 69	M. Schlereth
C 64	D. Wohlabough	RE 90	K. McKenzie	C 66	T. Nalen
RG 61	E. Lindsay	WLB 95	J. Miller	RG 62	D. Neil
RT 75	S. Zahursky	SLB 58	W. Rainer	RT 78	M. Lepsis
TE 80	A. Shea	WLB 55	M. Moore	TE 89	D. Carswell
WR 82	D. Patten	LCB 25	L. Sanders	WR 87	E. McCaffrey
WR 86	D. Northcutt	RCB 33	D. McCutcheon	QB 14	B. Griese
QB 2	T. Couch	SS 21	M. Smith	RB 38	M. Anderson
RB 41	T. Prentice	FS 43	P. Ellsworth	TE 88	De. Clark

	1	2	3	4	OT	Total
Cleveland Browns	3	0	7	0	0	10
Denver Broncos	3	17	14	10	0	44

SCORING PLAY

Team	Qtr	Time	Play Description (Extra Point) (Drive Info)	Visitor	Home
Broncos	1	13:21	J. Elam 22 yd. Field Goal (6-64, 1:39)	0	3
Browns	1	1:18	P. Dawson 45 yd. Field Goal (5-37, 2:32)	3	3
Broncos	2	8:47	R. Smith 22 yd. pass from B. Griese (J. Elam kick) (7-82, 3:27)	3	10
Broncos	2	4:29	R. Smith 17 yd. pass from B. Griese (J. Elam kick) (7-58, 2:28)	3	17
Broncos	2	0:11	J. Elam 45 yd. Field Goal (9-53, 1:34)	3	20
Browns	3	10:54	T. Prentice 3 yd. pass from T. Couch (P. Dawson kick) (8-80, 4:06)	10	20
Broncos	3	9:15	M. Anderson 26 yd. run (J. Elam kick) (3-33, 1:39)	10	27
Broncos	3	4:48	R. Smith 32 yd. pass from B. Griese (J. Elam kick) (4-78, 2:19)	10	34
Broncos	4	13:22	B. Jenkins 36 yd. interception return (J. Elam kick)	10	41
Broncos	4	8:55	J. Elam 46 yd. Field Goal (4-2, 1:27)	10	44

FINAL INDIVIDUAL STATISTICS

CLEVELAND BROWNS					
RUSHING	ATT	YDS	AVG	LG	TD
T. Prentice	6	27	4.5	16	0
S. Wynn	2	12	6.0	11	0
T. Couch	1	-1	-1.0	-1	0
Total	9	38	4.2	16	0

CLEVELAND BROWNS							
PASSING	ATT	CMP	YDS	TKD/YD	TD	LG	IN
T. Couch	40	24	266	5/47	1	37	3
S. Wynn	5	2	21	0/0	0	17	0
Total	45	26	287	5/47	1	37	3

PASS RECEIVING						
	NO	YDS	AVG	LG	TD	
K. Johnson	8	60	7.5	15	0	
A. Shea	6	76	12.7	37	0	
D. Northcutt	5	80	16.0	37	0	
D. Patten	4	54	13.5	18	0	
T. Prentice	3	17	5.7	7	1	
Total	26	287	11.0	37	1	

INTERCEPTIONS				
	NO	YDS	LG	TD
Total	0	0	0	0

PUNTING						
	N	YDS	AVG	TB	IN20	LG
C. Gardocki	8	370	46.3	0	3	56
Total	8	370	46.3	0	3	56

PUNT RETURNS						
	NO	FC	YDS	L	TD	
D. Northcutt	1	0	22	22	0	
[OUT OF BOUNDS]	2	0	0	0	0	
[TOUCHBACK]	1	0	0	0	0	
Returns	1	0	22	22	0	

KICKOFF RETURNS					
	NO	FC	YDS	L	TD
J. White	4	0	88	28	0
D. Patten	2	0	44	22	0
L. Jackson	2	0	36	20	0
T. Saleh	1	0	11	11	0
Returns	9	0	179	28	0

DENVER BRONCOS						
RUSHING	ATT	YDS	AVG	LG	TD	
M. Anderson	20	103	5.2	26	1	
R. Harris	8	22	2.8	6	0	
B. Griese	1	14	14.0	14	0	
R. Smith	1	8	8.0	8	0	
G. Frette	1	-1	-1.0	-1	0	
Total	31	146	4.7	26	1	

DENVER BRONCOS								
PASSING	ATT	CMP	YDS	TKD/YD	TD	LG	IN	
B. Griese	34	19	336	0/0	3	61	0	
G. Frette	6	3	17	0/0	0	9	0	
Total	40	22	353	0/0	3	61	0	

PASS RECEIVING							
	NO	YDS	AVG	LG	TD		
E. McCaffrey	5	129	25.8	61	0		
R. Smith	5	111	22.2	32	3		
D. Carswell	5	30	6.0	9	0		
De. Clark	4	46	11.5	19	0		
M. Anderson	2	28	14.0	18	0		
B. Chamberlain	1	9	9.0	9	0		
Total	22	353	16.0	61	3		

INTERCEPTIONS					
	NO	YDS	LG	TD	
B. Jenkins	2	44	36	1	
R. Crockett	1	5	5	0	
Total	3	49	36	1	

PUNTING							
	NO	YDS	AVG	TB	IN20	LG	G
T. Rouen	4	159	39.8	1	0	47	
Total	4	159	39.8	1	0	47	

PUNT RETURNS						
	NO	FC	YDS	LG	TD	
D. O'Neal	2	2	20	10	0	
T. Buckley	1	0	11	11	0	
[DOWNED]	2	0	0	0	0	
[OUT OF BOUNDS]	1	0	0	0	0	
Returns	3	2	31	11	0	

KICKOFF RETURNS					
	NO	FC	YDS	LG	TD
D. O'Neal	3	0	114	62	0
Returns	3	0	114	62	0

Week-by-Week Game Summaries

CLEVELAND BROWNS										DENVER BRONCOS									
FUMBLES		OWN		FORCED		OPP		OUT		FUMBLES		OWN		FORCED		OPP		OUT	
FUM	REC	YDS	TD	YDS	TD	REC	YDS	TD	BDS	FUM	REC	YDS	TD	YDS	TD	REC	YDS	TD	BDS
A. Miller	0	0	0	0	1	0	0	0	0	D. O'Neal	2	1	0	0	0	0	0	0	0
										I. Gold	0	1	0	0	0	0	0	0	0
										B. Jenkins	1	1	0	0	0	0	0	0	0
Total	0	0	0	0	1	0	0	0	0	Total	3	3	0	0	0	0	0	0	0

DEFENSIVE STATISTICS

NAME	Total	Solo	Asst.	FF	RF	Sacks	Yards	Ints.	Yds.	Pressure	PD
Wall Rainer	10	5	5	--	--	--	--	--	--	1	--
Courtney Brown	9	8	1	--	--	--	--	--	--	2	--
Marty Moore	9	3	6	--	--	--	--	--	--	--	--
Daylon McCutcheon	7	2	5	--	--	--	--	--	--	--	--
Earl Little	5	2	3	--	--	--	--	--	--	--	--
Keith McKenzie	5	4	1	--	--	--	--	--	--	1	1
Orpheus Roye	5	3	2	--	--	--	--	--	--	2	--
Marquis Smith	5	3	2	--	--	--	--	--	--	--	--
Stalin Colinet	4	2	2	--	--	--	--	--	--	1	--
Darius Holland	3	2	1	--	--	--	--	--	--	1	--
Anthony Malbrough	3	2	1	--	--	--	--	--	--	--	--
Lewis Sanders	3	0	3	--	--	--	--	--	--	--	1
Rashidi Barnes	2	0	2	--	--	--	--	--	--	--	--
Doug Colman	2	1	1	--	--	--	--	--	--	--	--
Arnold Miller	2	2	0	--	--	--	--	--	--	--	--
Jamir Miller	2	1	1	--	--	--	--	--	--	--	1
Tyrone Rogers	1	0	1	--	--	--	--	--	--	--	--
Marcus Spriggs	1	1	0	--	--	--	--	--	--	--	--
Ryan Taylor	1	0	1	--	--	--	--	--	--	--	--
Percy Ellsworth	0	0	0	--	--	--	--	--	--	--	--
Raymond Jackson	0	0	0	--	--	--	--	--	--	--	--

SPECIAL TEAMS TACKLES

Name	Total	Solo	Assist	FF	RF
Marty Moore	2	1	1	--	--
Lenzie Jackson	1	1	0	--	--
Ray Jackson	1	1	0	--	--
Ryan Kuehl	1	0	1	1	--
Arnold Miller	1	1	0	--	--
Tarek Saleh	1	1	0	--	--
Jamel White	1	1	0	--	--

FINAL TEAM STATISTICS

	VISITOR BROWNS	HOME BRONCOS
TOTAL FIRST DOWNS	12	24
By Rushing	1	5
By Passing	11	17
By Penalty	0	2
THIRD DOWN EFFICIENCY	4-16-25%	6-14-43%
FOURTH DOWN EFFICIENCY	0-0-0%	1-1-100%
TOTAL NET YARDS	278	499
Total Offensive Plays (inc. times thrown passing)	59	71
Average gain per offensive play	4.7	7.0
NET YARDS RUSHING	38	146
Total Rushing Plays	9	31
Average gain per rushing play	4.2	4.7
Tackles for a loss-number and yards	0-0	0-0
NET YARDS PASSING	240	353
Times thrown - yards lost attempting to pass	5-47	0-0
Gross yards passing	287	353
PASS ATTEMPTS-COMPLETIONS-HAD INTERCEPTED	45-26-3	40-22-0
Avg gain per pass play (inc.# thrown passing)	4.8	8.8
KICKOFFS Number-In End Zone-Touchbacks	3-1-0	9-3-0
PUNTS Number and Average	8-46.3	4-39.8
Had Blocked	0	0
FGs - PATS Had Blocked	0-0	0-0
Net Punting Average	42.4	29.3
TOTAL RETURN YARDAGE (Not Including Kickoffs)	22	80
No. and Yards Punt Returns	1-22	3-31
No. and Yards Kickoff Returns	9-179	3-114
No. and Yards Interception Returns	0-0	3-49
PENALTIES Number and Yards	9-116	2-14
FUMBLES Number and Lost	0-0	3-0
TOUCHDOWNS	1	5
Rushing	0	1
Passing	1	3
Interceptions	0	1
EXTRA POINTS Made-Attempts	1-1	5-5
Kicking Made-Attempts	1-1	5-5
FIELD GOALS Made-Attempts	1-1	3-4
SAFETIES	0	0
FINAL SCORE	10	44
TIME OF POSSESSION	28:09	31:51

2000 REVIEW

Week-by-Week Game Summaries

8

Pittsburgh Steelers 22, Cleveland Browns 0

Oct. 22, 2000 • Three Rivers Stadium • Attendance: 57,659

STARTING LINEUPS

CLEVELAND BROWNS				PITTSBURGH STEELERS			
OFFENSE		DEFENSE		OFFENSE		DEFENSE	
WR 85	K. Johnson	LE 92	C. Brown	WR 80	P. Burress	LE 91	A. Smith
LT 72	R. Oben	LT 99	O. Roye	LT 72	W. Gandy	NT 67	K. von Oelhoffen
LG 65	J. Bundren	RT 93	S. Colinet	LG 66	A. Faneca	RE 76	K. Henry
C 64	D. Wohlabaugh	RE 90	K. McKenzie	C 63	D. Dawson	LOLB 92	J. Gildon
RG 61	E. Lindsay	WLB 95	J. Miller	RG 65	R. Tyjaki	LILB 99	L. Kirkland
RT 75	S. Zahursky	MLB 58	W. Rainer	RT 71	L. Tharpe	RILB 50	E. Holmes
TE 80	A. Shea	LCB 25	L. Sanders	TE 87	M. Bruener	RCB 55	J. Porter
QB 18	D. Pederson	RCB 33	D. McCutcheon	WR 86	H. Ward	OLB 30	C. Scott
WR 86	D. Northcutt	SS 21	M. Smith	QB 11	K. Graham	RCB 20	D. Washington
FB 44	M. Edwards	FS 43	P. Ellsworth	HB 36	J. Bettis	FS 27	B. Alexander
RB 41	T. Prentice	SLB 53	R. Abdullah	FB 45	C. Fuamatu-Ma'afala	SS 41	L. Flowers

	1	2	3	4	OT	Total
Cleveland Browns	0	0	0	0	0	0
Pittsburgh Steelers	3	10	3	6	0	22

SCORING PLAY

Team	Qtr	Time	Play Description (Extra Point) (Drive Info)	Visitor	Home
Steelers	1	1:50	K. Brown 44 yd. Field Goal (4-9, 1:26)	0	3
Steelers	2	7:41	J. Bettis 1 yd. run (K. Brown kick) (6-12, 3:26)	0	10
Steelers	2	1:54	K. Brown 20 yd. Field Goal (9-43, 4:52)	0	13
Steelers	3	7:43	K. Brown 31 yd. Field Goal (6-20, 3:11)	0	16
Steelers	4	12:00	K. Brown 26 yd. Field Goal (16-70, 8:29)	0	19
Steelers	4	1:34	K. Brown 33 yd. Field Goal (14-52, 8:39)	0	22

FINAL INDIVIDUAL STATISTICS

CLEVELAND BROWNS						
RUSHING	ATT	YDS	AVG	LG	TD	
T. Prentice	14	48	3.4	10	0	
D. Pederson	2	4	2.0	2	0	
J. White	2	0	0	1	0	
D. Northcutt	1	-3	-3.0	-3	0	
Total	19	49	2.6	10	0	

PASSING						
ATT	CMP	YDS	TKD/YD	TD	LG	IN
D. Pederson	20	9	61	1/8	0	21
S. Wynn	3	1	2	0/0	0	2
Total	23	10	63	1/8	0	21

PASS RECEIVING					
NO	YDS	AVG	LG	TD	
T. Prentice	3	8	2.7	4	0
D. Northcutt	2	22	11.0	12	0
K. Johnson	2	5	2.5	3	0
A. Shea	1	21	21.0	21	0
L. Jackson	1	5	5.0	5	0
M. Campbell	1	2	2.0	2	0
Total	10	63	6.3	21	0

INTERCEPTIONS					
NO	YDS	LG	TD		
Total	0	0	0	0	0

PUNTING					
N	YDS	AVG	TB	IN20	LG
C. Gardocki	8	382	47.8	0	2
Total	8	382	47.8	0	2

PUNT RETURNS					
NO	FC	YDS	L	TD	
D. Northcutt	1	2	7	7	0
[DOWNED]	1	0	0	0	0
[OUT OF BOUNDS]	1	0	0	0	0
Returns	1	2	7	7	0

KICKOFF RETURNS					
NO	FC	YDS	L	TD	
J. White	4	0	118	36	0
L. Jackson	3	0	46	19	0
Returns	7	0	164	55	0

CLEVELAND BROWNS									
OWN			OPP			OUT			
FUMBLES	FUM	REC	YDS	TD	FORCED	REC	YDS	TD	BDS
Total	0	0	0	0	0	0	0	0	0

PITTSBURGH STEELERS						
RUSHING	ATT	YDS	AVG	LG	TD	
J. Bettis	33	105	3.2	9	1	
C. Fuamatu-Ma'afala	1	20	20.0	20	0	
K. Stewart	6	15	2.5	8	0	
R. Huntley	4	5	1.3	6	0	
T. Edwards	1	-2	-2.0	-2	0	
Total	45	143	3.2	20	1	

PASSING						
ATT	CMP	YDS	TKD/YD	TD	LG	IN
K. Stewart	13	7	74	2/10	0	18
K. Graham	12	3	46	1/5	0	36
Total	25	10	120	3/15	0	36

PASS RECEIVING					
NO	YDS	AVG	LG	TD	
B. Shaw	3	60	20.0	36	0
P. Burress	2	25	12.5	14	0
T. Edwards	2	15	7.5	11	0
C. Hawkins	1	16	16.0	16	0
H. Ward	1	5	5.0	5	0
R. Huntley	1	-1	-1.0	-1	0
Total	10	120	12.0	36	0

INTERCEPTIONS					
NO	YDS	LG	TD		
B. Alexander	1	7	7	0	0
C. Scott	1	3	3	0	0
L. Kirkland	1	1	1	0	0
Total	3	11	7	0	0

PUNTING					
NO	YDS	AVG	TB	IN20	G
J. Miller	5	227	45.4	0	3
Total	5	227	45.4	0	3

PUNT RETURNS					
NO	FC	YDS	LG	TD	
H. Poteat	4	1	74	54	0
C. Hawkins	1	0	9	9	0
[DOWNED]	1	0	0	0	0
[OUT OF BOUNDS]	1	0	0	0	0
Returns	5	1	83	54	0

KICKOFF RETURNS					
NO	FC	YDS	LG	TD	
T. Edwards	1	0	10	10	0
Returns	1	0	10	10	0

PITTSBURGH STEELERS									
OWN			OPP			OUT			
FUMBLES	FUM	REC	YDS	TD	FORCED	REC	YDS	TD	BDS
H. Poteat	1	0	0	0	0	0	0	0	0
C. Scott	0	1	0	0	0	0	0	0	0
Total	1	1	0	0	0	0	0	0	0

Week-by-Week Game Summaries

DEFENSIVE STATISTICS

NAME	Total	Solo	Asst.	FF	RF	Sacks	Yards	Ints.	Yds.	Pressure	PD
Marty Moore	14	10	4	--	--	--	--	--	--	--	--
Wali Rainer	9	3	6	--	--	--	--	--	--	--	--
Orpheus Roye	9	8	1	--	--	--	--	--	--	1	--
Jamir Miller	8	8	0	--	--	1	8	--	--	1	--
Courtney Brown	7	5	2	--	--	1	5	--	--	1	--
Keith McKenzie	7	2	5	--	--	--	--	--	--	4	--
Stalin Colinet	5	3	2	--	--	--	--	--	--	1	--
Percy Ellsworth	5	3	2	--	--	--	--	--	--	--	--
Earl Little	5	5	0	--	--	--	--	--	--	--	--
Daylon McCutcheon	5	5	0	--	--	1	2	--	--	--	--
Lewis Sanders	3	2	1	--	--	--	--	--	--	--	2
Mike Thompson	3	3	0	--	--	--	--	--	--	1	--
Rashidi Barnes	2	2	0	--	--	--	--	--	--	--	--
Darius Holland	2	2	0	--	--	--	--	--	--	--	--
Corey Fuller	1	1	0	--	--	--	--	--	--	--	3
Arnold Miller	1	1	0	--	--	--	--	--	--	1	--
Marquis Smith	1	0	1	--	--	--	--	--	--	--	--
Lenoy Jones	0	0	0	--	--	--	--	--	--	--	--
Tyrone Rogers	0	0	0	--	--	--	--	--	--	--	--
Ryan Taylor	0	0	0	--	--	--	--	--	--	--	--

SPECIAL TEAMS TACKLES

Name	Total	Solo	Assist	FF	RF
Anthony Malbrough	3	3	0	--	--
Doug Colman	1	0	1	--	--
Ryan Kuehl	1	0	1	--	--
Earl Little	1	1	0	--	--
Marty Moore	1	1	0	--	--
Tyrone Rogers	1	1	0	--	--
Marquis Smith	1	0	1	--	--

FINAL TEAM STATISTICS

	VISITOR BROWNS	HOME STEELERS
TOTAL FIRST DOWNS	5	17
By Rushing	1	8
By Passing	3	6
By Penalty	1	3
THIRD DOWN EFFICIENCY	1-12-8%	5-16-31%
FOURTH DOWN EFFICIENCY	0-0-0%	1-1-100%
TOTAL NET YARDS	104	248
Total Offensive Plays (inc. times thrown passing)	43	73
Average gain per offensive play	2.4	3.4
NET YARDS RUSHING	49	143
Total Rushing Plays	19	45
Average gain per rushing play	2.6	3.2
Tackles for a loss-number and yards	2-4	3-5
NET YARDS PASSING	55	105
Times thrown - yards lost attempting to pass	1-8	3-15
Gross yards passing	63	120
PASS ATTEMPTS-COMPLETIONS-HAD INTERCEPTED	23-10-3	25-10-0
Avg gain per pass play (inc.# thrown passing)	2.3	3.8
KICKOFFS Number-In End Zone-Touchbacks	1-0-0	7-0-0
PUNTS Number and Average	8-47.8	5-45.4
Had Blocked	0	0
FGs - PATS Had Blocked	0-0	0-0
Net Punting Average	37.4	44
TOTAL RETURN YARDAGE (Not Including Kickoffs)	7	94
No. and Yards Punt Returns	1-7	5-83
No. and Yards Kickoff Returns	7-164	1-10
No. and Yards Interception Returns	0-0	3-11
PENALTIES Number and Yards	8-77	5-47
FUMBLES Number and Lost	0-0	1-0
TOUCHDOWNS	0	1
Rushing	0	1
Passing	0	0
EXTRA POINTS Made-Attempts	0-0	1-1
Kicking Made-Attempts	0-0	1-1
FIELD GOALS Made-Attempts	0-1	5-5
SAFETIES	0	0
FINAL SCORE	0	22
TIME OF POSSESSION	20:25	39:35

Week-by-Week Game Summaries

DEFENSIVE STATISTICS

NAME	Total	Solo	Asst.	FF	RF	Sacks	Yards	Ints.	Yds.	Pressure	PD
Wali Rainer	15	10	5	--	--	1	8	1	5	--	--
Marty Moore	10	8	2	--	--	1	4	--	--	1	1
Marquis Smith	7	5	2	--	--	--	--	--	--	--	--
Percy Ellsworth	5	4	1	--	--	--	--	--	--	--	--
Earl Little	5	2	3	--	--	--	--	--	--	--	--
Keith McKenzie	5	3	2	--	--	--	--	--	--	--	--
Jamir Miller	5	2	3	--	--	--	--	--	--	2	--
Mike Thompson	5	2	3	--	--	--	--	--	--	1	--
Courtney Brown	4	4	0	--	--	0.5	2.5	--	--	2	--
Darius Holland	4	1	3	--	--	--	--	--	--	1	--
Daylon McCutcheon	4	2	2	1	--	1	6	--	--	--	--
Rashidi Barnes	3	2	1	--	--	--	--	--	--	--	--
Stalin Colinet	3	2	1	--	--	--	--	--	--	--	--
Orpheus Roye	3	1	2	--	--	0.5	2.5	--	--	--	--
Corey Fuller	1	0	1	--	--	--	--	--	--	--	--
Lewis Sanders	1	0	1	--	--	--	--	--	--	--	--
Ryan Taylor	1	1	0	--	--	--	--	--	--	1	--
Anthony Malbrough	0	0	0	--	--	--	--	--	--	--	--
Tyrone Rogers	0	0	0	--	--	--	--	--	--	--	--
Marcus Spriggs	0	0	0	--	--	--	--	--	--	--	--

SPECIAL TEAMS TACKLES

Name	Total	Solo	Assist	FF	RF
Marty Moore	2	2	0	--	--
Tarek Saleh	2	1	1	--	--
Rahim Abdullah	1	1	0	--	--
Anthony Malbrough	1	0	1	--	--
Tyrone Rogers	1	1	0	--	--
Ryan Taylor	1	0	1	--	--
Jamel White	1	1	0	--	--

FINAL TEAM STATISTICS

	VISITOR BENGALS	HOME BROWNS
TOTAL FIRST DOWNS	18	10
By Rushing	11	2
By Passing	4	7
By Penalty	3	1
THIRD DOWN EFFICIENCY	7-17-41%	3-14-21%
FOURTH DOWN EFFICIENCY	0-1-0%	0-2-0%
TOTAL NET YARDS	240	182
Total Offensive Plays (inc. times thrown passing)	75	54
Average gain per offensive play	3.2	3.4
NET YARDS RUSHING	179	54
Total Rushing Plays	51	20
Average gain per rushing play	3.5	2.7
Tackles for a loss-number and yards	8-19	1-1
NET YARDS PASSING	61	128
Times thrown - yards lost attempting to pass	4-23	2-19
Gross yards passing	84	147
PASS ATTEMPTS-COMPLETIONS-HAD INTERCEPTED	20-7-1	32-13-1
Avg gain per pass play (inc.# thrown passing)	2.5	3.8
KICKOFFS Number-In End Zone-Touchbacks	3-0-0	3-0-0
PUNTS Number and Average	8-39.6	8-42.4
Had Blocked	0	0
FGs - PATs Had Blocked	0-0	0-0
Net Punting Average	31.3	37.3
TOTAL RETURN YARDAGE (Not Including Kickoffs)	51	52
No. and Yards Punt Returns	3-21	3-47
No. and Yards Kickoff Returns	3-68	3-69
No. and Yards Interception Returns	1-30	1-5
PENALTIES Number and Yards	6-84	9-71
FUMBLES Number and Lost	2-0	0-0
TOUCHDOWNS	1	0
Rushing	1	0
Passing	0	0
EXTRA POINTS Made-Attempts	1-1	0-0
Kicking Made-Attempts	1-1	0-0
FIELD GOALS Made-Attempts	1-1	1-1
SAFETIES	1	0
FINAL SCORE	12	3
TIME OF POSSESSION	36:42	23:18

2000 REVIEW

Week-by-Week Game Summaries

10

New York Giants 24, Cleveland Browns 3

Nov. 5, 2000 • Cleveland Browns Stadium • Attendance: 72,718

STARTING LINEUPS

NEW YORK GIANTS				CLEVELAND BROWNS			
OFFENSE		DEFENSE		OFFENSE		DEFENSE	
WR 81	A. Toomer	LDE 92	M. Strahan	WR 85	K. Johnson	LE 92	C. Brown
LT 76	L. Brown	LDT 99	C. Peter	LT 72	R. Oben	LT 99	Q. Roye
LG 62	G. Parker	RDT 75	K. Hamilton	LG 65	J. Bundren	RT 93	S. Colinet
C 52	D. Zeigler	RDE 94	C. Jones	C 64	D. Wohlabaug	RE 90	K. McKenzie
RG 65	R. Stone	OLB 91	R. Phillips	RG 61	E. Lindsay	MLB 58	W. Rainer
RT 77	L. Pettigout	MLB 58	M. Barrow	RT 75	S. Zahursky	WLB 55	M. Moore
TE 87	H. Cross	SLB 98	J. Armstead	TE 83	M. Campbell	SLB 95	J. Miller
WR 88	I. Hilliard	LCB 41	D. Thomas	WR 86	D. Northcutt	LCB 24	C. Fuller
QB 5	K. Collins	RCB 26	E. McDaniel	QB 18	D. Pederson	RCB 33	D. McCutcheon
RB 21	T. Barber	SS 20	S. Garnes	RB 41	T. Prentice	SS 21	M. Smith
FB 34	G. Comella	FS 36	S. Williams	FB 44	M. Edwards	FS 43	P. Ellsworth

	1	2	3	4	OT	Total
New York Giants	0	10	7	7	0	24
Cleveland Browns	3	0	0	0	0	3

SCORING PLAY

Team	Qtr	Time	Play Description (Extra Point) (Drive Info)	Visitor	Home
Browns	1	1:45	P. Dawson 19 yd. Field Goal (5-34, 1:38)	0	3
Giants	2	11:19	B. Daluiso 39 yd. Field Goal (12-49, 5:26)	3	3
Giants	2	1:55	I. Hilliard 28 yd. pass from K. Collins (B. Daluiso kick) (10-80, 3:43)	10	3
Giants	3	5:19	A. Toomer 17 yd. pass from K. Collins (B. Daluiso kick) (13-76, 6:45)	17	3
Giants	4	12:38	A. Toomer 32 yd. pass from K. Collins (B. Daluiso kick) (8-87, 3:32)	24	3

FINAL INDIVIDUAL STATISTICS

JACKSONVILLE JAGUARS						
RUSHING	ATT	YDS	AVG	LG	TD	
R. Dayne	19	64	3.4	11	0	
T. Barber	15	53	3.5	13	0	
A. Toomer	1	27	27.0	27	0	
G. Comella	3	16	5.3	12	0	
K. Collins	4	1	0.3	3	0	
I. Hilliard	1	-6	-6.0	-6	0	
Total	43	155	3.6	27	0	

PASSING						
	ATT	CMP	YDS	TKD/YD	TD	LG
K. Collins	31	19	257	3/42	3	32
Total	31	19	257	3/42	3	32

PASS RECEIVING						
	NO	YDS	AVG	LG	TD	
A. Toomer	6	100	16.7	32	2	
G. Comella	5	58	11.6	24	0	
I. Hilliard	3	60	20.0	28	1	
T. Barber	2	15	7.5	9	0	
T. Davis	1	13	13.0	13	0	
J. Jurevicius	1	10	10.0	10	0	
D. Campbell	1	1	1.0	1	0	
Total	19	257	13.5	32	3	

INTERCEPTIONS						
	NO	YDS	LG	TD		
E. McDaniel	1	6	6	0		
Total	1	6	6	0		

PUNTING						
	N	YDS	AVG	TB	IN20	LG
B. Maynard	3	136	45.3	0	2	51
Total	3	136	45.3	0	2	51

PUNT RETURNS						
	NO	FC	YDS	L	TD	
T. Barber	3	1	30	16	0	
[OUT OF BOUNDS]	2	0	0	0	0	
Returns	3	1	30	16	0	

KICKOFF RETURNS						
	NO	FC	YDS	L	TD	
B. Levingston	2	0	41	22	0	
Returns	2	0	41	22	0	

NEW YORK GIANTS									
FUMBLES	OWN				OPP				OUT
	FUM	REC	YDS	TD	REC	YDS	TD	BDS	
K. Collins	1	0	0	0	0	0	0	0	0
L. Brown	0	1	0	0	0	0	0	0	0
R. Dayne	1	0	0	0	0	0	0	0	0
Total	2	1	0	0	0	0	0	0	0

CLEVELAND BROWNS						
RUSHING	ATT	YDS	AVG	LG	TD	
T. Prentice	11	15	1.4	5	0	
D. Pederson	2	14	7.0	8	0	
J. White	3	12	4.0	6	0	
Total	16	41	2.6	8	0	

PASSING						
	ATT	CMP	YDS	TKD/YD	TD	LG
D. Pederson	29	17	176	4/24	0	25
Total	29	17	176	4/24	0	25

PASS RECEIVING						
	NO	YDS	AVG	LG	TD	
K. Johnson	5	76	15.2	23	0	
A. Shea	4	27	6.8	9	0	
D. Northcutt	3	34	11.3	13	0	
J. White	2	27	13.5	25	0	
T. Prentice	2	3	1.5	7	0	
M. Edwards	1	9	9.0	9	0	
Total	17	176	10.4	25	0	

INTERCEPTIONS						
	NO	YDS	LG	TD		
Total	0	0	0	0		

PUNTING						
	NO	YDS	AVG	TB	IN20	LG
C. Gardocki	6	295	49.2	0	3	63
Total	6	295	49.2	0	3	63

PUNT RETURNS						
	NO	FC	YDS	LG	TD	
D. Northcutt	1	2	12	12	0	
Returns	1	2	12	12	0	

KICKOFF RETURNS						
	NO	FC	YDS	LG	TD	
J. White	4	0	73	26	0	
C. Burnett	1	0	18	18	0	
Returns	5	0	91	26	0	

CLEVELAND BROWNS									
FUMBLES	OWN				OPP				OUT
	FUM	REC	YDS	TD	REC	YDS	TD	BDS	
K. McKenzie	0	0	0	0	1	0	0	0	0
W. Rainer	0	0	0	0	1	0	0	0	0
P. Ellsworth	0	0	0	0	0	1	16	0	0
Total	0	0	0	0	2	1	16	0	0

Week-by-Week Game Summaries

DEFENSIVE STATISTICS

NAME	Total	Solo	Asst.	FF	RF	Sacks	Yards	Ints.	Yds.	Pressure	PD
Wall Rainer	10	8	2	1	--	--	--	--	--	--	--
Marty Moore	9	6	3	--	--	--	--	--	--	--	--
Jamir Miller	8	8	0	--	--	1	17	--	--	1	1
Marquis Smith	6	5	1	--	--	--	--	--	--	--	--
Percy Ellsworth	6	5	1	--	1	--	--	--	--	--	--
Courtney Brown	5	5	0	--	--	--	--	--	--	1	1
Keith McKenzie	5	4	1	1	--	1	19	--	--	--	--
Orpheus Roye	4	3	1	--	--	--	--	--	--	--	--
Daylon McCutcheon	3	2	1	--	--	--	--	--	--	--	--
Corey Fuller	2	2	0	--	--	--	--	--	--	--	--
Tyrone Rogers	2	2	0	--	--	--	--	--	--	--	1
Stalin Colinet	1	1	0	--	--	--	--	--	--	1	--
Darius Holland	1	1	0	--	--	--	--	--	--	--	--
Lewis Sanders	1	1	0	--	--	--	--	--	--	--	--
Marcus Spriggs	1	1	0	--	--	--	--	--	--	--	--
Mike Thompson	1	0	1	--	--	--	--	--	--	--	--
Earl Little	0	0	0	--	--	--	--	--	--	--	1
Ryan Taylor	0	0	0	--	--	--	--	--	--	--	--

SPECIAL TEAMS TACKLES

Name	Total	Solo	Assist	FF	RF
Chester Burnett	3	2	1	--	--
Tarek Saleh	2	2	0	--	--
Marquis Smith	2	1	1	--	--
Rashidi Barnes	1	0	1	--	--
Anthony Malbrough	1	0	1	--	--

FINAL TEAM STATISTICS

	VISITOR GIANTS	HOME BROWNS
TOTAL FIRST DOWNS	24	12
By Rushing	8	3
By Passing	14	7
By Penalty	2	2
THIRD DOWN EFFICIENCY	10-17-59%	5-13-38%
FOURTH DOWN EFFICIENCY	0-0-0%	0-1-0%
TOTAL NET YARDS	370	193
Total Offensive Plays (inc. times thrown passing)	77	49
Average gain per offensive play	4.8	3.9
NET YARDS RUSHING	155	41
Total Rushing Plays	43	16
Average gain per rushing play	3.6	2.6
Tackles for a loss-number and yards	4-9	2-3
NET YARDS PASSING	215	152
Times thrown - yards lost attempting to pass	3-42	4-24
Gross yards passing	257	176
PASS ATTEMPTS-COMPLETIONS-HAD INTERCEPTED	31-19-0	29-17-1
Avg gain per pass play (inc.# thrown passing)	6.3	4.6
KICKOFFS Number-In End Zone-Touchbacks	5-0-0	2-0-0
PUNTS Number and Average	3-45.3	6-49.2
Had Blocked	0	0
FGs - PATs Had Blocked	0-0	0-0
Net Punting Average	41.3	44.2
TOTAL RETURN YARDAGE (Not Including Kickoffs)	36	12
No. and Yards Punt Returns	3-30	1-12
No. and Yards Kickoff Returns	2-41	5-91
No. and Yards Interception Returns	1-6	0-0
PENALTIES Number and Yards	3-28	4-55
FUMBLES Number and Lost	2-1	0-0
TOUCHDOWNS	3	0
Rushing	0	0
Passing	3	0
EXTRA POINTS Made-Attempts	3-3	0-0
Kicking Made-Attempts	3-3	0-0
FIELD GOALS Made-Attempts	1-1	1-1
SAFETIES	0	0
FINAL SCORE	24	3
TIME OF POSSESSION	36:40	23:20

Week-by-Week Game Summaries

DEFENSIVE STATISTICS

NAME	Total	Solo	Asst.	FF	RF	Sacks	Yards	Ints.	Yds.	Pressure	PD
Marty Moore	8	6	2	--	--	--	--	--	--	--	--
Jamir Miller	6	5	1	--	--	0.5	4.5	--	--	--	--
Courtney Brown	5	3	2	--	--	--	--	--	--	--	--
Corey Fuller	5	3	2	--	--	--	--	--	--	--	2
Orpheus Roye	5	3	2	--	1	--	--	--	--	1	--
Percy Ellsworth	4	3	1	--	--	--	--	--	--	--	--
Lenoy Jones	4	2	2	--	--	0.5	4.0	--	--	--	--
Keith McKenzie	4	3	1	--	--	1.5	11.5	--	--	--	--
Wali Rainer	4	1	3	--	--	--	--	--	--	--	--
Marquis Smith	4	3	1	--	--	--	--	--	--	--	--
Earl Little	3	2	1	--	--	--	--	--	--	--	--
Daylon McCutcheon	3	1	2	--	--	--	--	--	--	--	2
Lamar Chapman	2	2	0	--	--	--	--	--	--	--	1
Darius Holland	2	1	1	--	--	--	--	1	0	--	--
Rashidi Barnes	1	1	0	--	--	--	--	--	--	--	--
Stalin Colinet	1	1	0	1	1	1.5	8.0	--	--	1	1
Ray Jackson	1	0	1	--	--	--	--	--	--	--	--
Rahim Abdullah	0	0	0	--	--	--	--	--	--	--	--
Tyrone Rogers	0	0	0	--	--	--	--	--	--	--	--
Marcus Spriggs	0	0	0	--	1	--	--	--	--	1	--
Mike Thompson	0	0	0	--	--	--	--	--	--	--	--

SPECIAL TEAMS TACKLES

Name	Total	Solo	Assist	FF	RF
Lenoy Jones	4	2	2	--	--
Marty Moore	2	2	0	--	--
Tarek Saleh	2	1	1	--	--
Rashidi Barnes	1	1	0	--	--
Phil Dawson	1	1	0	--	--
Ray Jackson	1	1	0	--	--
Wali Rainer	1	0	1	--	--
Tyrone Rogers	1	1	0	--	--

FINAL TEAM STATISTICS

	VISITOR PATRIOTS	HOME BROWNS
TOTAL FIRST DOWNS	18	18
By Rushing	6	7
By Passing	11	9
By Penalty	1	2
THIRD DOWN EFFICIENCY	5-13-38%	9-19-47%
FOURTH DOWN EFFICIENCY	1-1-100%	0-0-0%
TOTAL NET YARDS	286	272
Total Offensive Plays (inc. times thrown passing)	61	73
Average gain per offensive play	4.7	3.7
NET YARDS RUSHING	102	139
Total Rushing Plays	22	35
Average gain per rushing play	4.6	4.0
Tackles for a loss-number and yards	0-0	1-1
NET YARDS PASSING	184	133
Times thrown - yards lost attempting to pass	4-28	1-5
Gross yards passing	212	138
PASS ATTEMPTS-COMPLETIONS-HAD INTERCEPTED	35-21-1	37-20-0
Avg gain per pass play (inc.# thrown passing)	4.7	3.5
KICKOFFS Number-In End Zone-Touchbacks	3-1-1	6-0-0
PUNTS Number and Average	5-44.2	6-42
Had Blocked	0	0
FGs - PATS Had Blocked	0-0	0-0
Net Punting Average	34.8	33.5
TOTAL RETURN YARDAGE (Not Including Kickoffs)	51	47
No. and Yards Punt Returns	3-51	4-47
No. and Yards Kickoff Returns	6-115	2-38
No. and Yards Interception Returns	0-0	1-0
PENALTIES Number and Yards	5-40	4-25
FUMBLES Number and Lost	3-3	0-0
TOUCHDOWNS	1	1
Rushing	0	0
Passing	1	1
EXTRA POINTS Made-Attempts	1-1	1-1
Kicking Made-Attempts	0-0	1-1
Rushing Made-Attempts	1-1	0-0
FIELD GOALS Made-Attempts	1-1	4-4
SAFETIES	0	0
FINAL SCORE	11	19
TIME OF POSSESSION	25:36	34:24

2000 REVIEW

Week-by-Week Game Summaries

12

Tennessee Titans 24, Cleveland Browns 10

Nov. 19, 2000 • Adelphia Coliseum • Attendance: 68,498

STARTING LINEUPS

CLEVELAND BROWNS				TENNESSEE TITANS			
OFFENSE		DEFENSE		OFFENSE		DEFENSE	
WR 85	K. Johnson	LE 92	C. Brown	WR 85	D. Mason	LE 90	J. Kearse
LT 72	R. Oben	RT 99	O. Roye	LT 72	B. Hopkins	LT 78	J. Thornton
LG 75	S. Zahursky	RT 93	S. Colinet	LG 74	B. Matthews	RT 97	J. Fisk
C 64	D. Wohlabaugh	RE 90	K. McKenzie	C 60	K. Long	RE 99	K. Holmes
RG 61	E. Lindsay	SLB 95	J. Miller	RG 75	B. Olson	LLB 51	G. Favors
RT 74	J. Brown	MLB 58	W. Rainer	LT 71	F. Miller	MLB 56	R. Godfrey
TE 80	A. Shea	WLB 55	M. Moore	TE 89	F. Wycheck	RLB 55	E. Robinson
QB 18	D. Pederson	LCB 24	C. Fuller	WR 81	C. Sanders	LCB 25	D. Walker
WR 82	D. Patten	RCB 33	D. McCutcheon	QB 9	S. McNair	RCB 21	S. Rolle
RB 41	T. Prentice	SS 21	M. Smith	FB 41	L. Nea	SS 23	B. Bishop
WR 86	D. Northcutt	FS 43	P. Ellsworth	RB 27	E. George	FS 31	M. Robertson

	1	2	3	4	OT	Total
Cleveland Browns	0	0	10	0	0	10
Tennessee Titans	0	0	14	10	0	24

SCORING PLAY

Team	Qtr	Time	Play Description (Extra Point) (Drive Info)	Visitor	Home
Browns	3	13:24	P. Ellsworth 33 yd. interception return (P. Dawson kick)	7	0
Titans	3	10:51	E. George 4 yd. run (A. Del Greco kick) (6-57, 2:33)	7	7
Browns	3	5:17	P. Dawson 38 yd. Field Goal (4-1, 0:53)	10	7
Titans	3	0:13	E. George 1 yd. run (A. Del Greco kick) (9-45, 5:04)	10	14
Titans	4	10:49	A. Del Greco 22 yd. Field Goal (4-6, 2:05)	10	17
Titans	4	2:25	E. George 1 yd. run (A. Del Greco kick) (14-59, 6:44)	10	24

FINAL INDIVIDUAL STATISTICS

CLEVELAND BROWNS							TENNESSEE TITANS									
RUSHING	ATT	YDS	AVG	LG	TD		RUSHING	ATT	YDS	AVG	LG	TD				
T. Prentice	7	14	2.0	8	0		E. George	36	134	3.7	32	3				
S. Wynn	1	3	3.0	3	0		S. McNair	8	51	6.4	23	0				
D. Pederson	2	1	0.5	1	0		R. Thomas	2	-1	-0.5	2	0				
J. White	8	27	3.4	9	0		L. Neal	1	-2	-2.0	-2	0				
Total	18	45	2.5	9	0		Total	47	182	3.9	32	3				
PASSING	ATT	CMP	YDS	TKD/YD	TD	LG	IN	PASSING	ATT	CMP	YDS	TKD/YD	TD	LG	IN	
S. Wynn	0	0	0	1/2	0	0	0	S. McNair	25	17	222	3/12	0	28	3	
D. Pederson	20	13	103	3/21	0	14	1	Total	25	17	222	3/12	0	28	3	
Total	20	13	103	4/23	0	14	1									
PASS RECEIVING	NO	YDS	AVG	LG	TD		PASS RECEIVING	NO	YDS	AVG	LG	TD				
D. Northcutt	3	30	10.0	14	0		D. Mason	6	89	14.8	28	0				
J. White	3	30	10.0	14	0		F. Wycheck	4	73	18.3	26	0				
M. Campbell	2	11	5.5	6	0		C. Sanders	3	29	9.7	16	0				
K. Johnson	2	9	4.5	6	0		E. George	2	15	7.5	10	0				
A. Shea	1	9	9.0	9	0		E. Kinney	1	10	10.0	10	0				
M. Edwards	1	8	8.0	8	0		L. Neal	1	6	6.0	6	0				
T. Prentice	1	6	6.0	6	0		Total	17	222	13.1	28	0				
Total	13	103	7.9	14	0											
INTERCEPTIONS	NO	YDS	LG	TD			INTERCEPTIONS	NO	YDS	LG	TD					
J. Miller	1	0	0	0			S. Rolle	1	17	17	0					
L. Chapman	1	0	0	0			Total	1	17	17	0					
P. Ellsworth	1	33	33	1												
Total	3	33	33	1												
PUNTING	N	YDS	AVG	TB	IN20	LG	PUNTING	NO	YDS	AVG	TB	IN20	LG			
C. Gardocki	8	367	45.9	0	1	50	C. Hentrich	1	52	52.0	1	0	52			
Total	8	367	45.9	0	1	50	Total	1	52	52.0	1	0	52			
PUNT RETURNS	NO	FC	YDS	L	TD		PUNT RETURNS	NO	FC	YDS	LG	TD				
[TOUCHBACK]	1	0	0	0	0		D. Mason	6	0	117	50	0				
Returns	0	0	0	0	0		[OUT OF BOUNDS]	2	0	0	0	0				
							Returns	6	0	117	50	0				
KICKOFF RETURNS	NO	FC	YDS	L	TD		KICKOFF RETURNS	NO	FC	YDS	LG	TD				
D. Patten	1	0	22	22	0		M. Leach	2	0	32	22	0				
J. White	4	0	84	29	0		D. Mason	1	0	15	15	0				
Returns	5	0	106	29	0		Returns	3	0	47	22	0				
CLEVELAND BROWNS							TENNESSEE TITANS									
FUMBLES	OWN	REC	YDS	TD	FORCED	OPP	FUMBLES	OWN	REC	YDS	TD	FORCED	OPP	YDS	TD	OUT
D. McCutcheon	0	0	0	0	1	1	20	0	0	0	0	0	0	0	0	0
T. Rogers	0	0	0	0	0	1	0	0	0	0	0	0	0	0	0	0
C. Fuller	0	0	0	0	1	1	0	0	0	0	0	0	0	0	0	0
K. McKenzie	0	0	0	0	1	0	0	0	0	0	0	0	0	0	0	0
C. Brown	0	0	0	0	0	1	0	0	0	0	0	0	0	0	0	0
Total	0	0	0	0	3	4	20	0	4	0	0	0	0	0	0	0

Week-by-Week Game Summaries

DEFENSIVE STATISTICS

NAME	Total	Solo	Asst.	FF	RF	Sacks	Yards	Ints.	Yds.	Pressure	PD
Wali Rainer	14	9	5	--	--	--	--	--	--	--	--
Marty Moore	10	7	3	--	--	--	--	--	--	--	--
Marquis Smith	7	3	4	--	--	--	--	--	--	--	--
Courtney Brown	6	3	3	--	--	--	--	--	--	2	--
Jamir Miller	6	3	3	--	--	--	--	1	0	--	--
Mike Thompson	6	6	0	--	--	--	--	--	--	--	--
Danius Holland	5	5	0	--	--	--	--	--	--	--	--
Percy Ellsworth	4	2	2	--	--	--	--	1	33	--	1
Keith McKenzie	4	4	0	1	--	1	1	--	--	2	--
Lenoy Jones	3	3	0	--	--	--	--	--	--	--	--
Earl Little	3	3	0	--	--	--	--	--	--	--	--
Anthony Malbrough	3	3	0	--	--	--	--	--	--	--	1
Corey Fuller	2	2	0	1	1	--	--	--	--	--	1
Daylon McCutcheon	2	2	0	1	0	1	7	1	20	--	--
Tyrone Rogers	2	2	0	--	1	1	4	--	--	--	--
Orpheus Roye	2	1	1	--	--	--	--	--	--	1	--
Rashidi Barnes	1	1	0	--	--	--	--	--	--	--	--
Lamar Chapman	1	1	0	--	--	--	--	1	0	--	--
Stalin Colinet	1	1	0	--	1	--	--	--	--	--	--
Rahim Abdullah	0	0	0	--	--	--	--	--	--	--	--
Marcus Spriggs	0	0	0	--	--	--	--	--	--	--	--

SPECIAL TEAMS TACKLES

Name	Total	Solo	Assist	FF	RF
Marc Edwards	2	1	1	--	--
Ryan Kuehl	2	2	0	--	--
Rashidi Barnes	1	0	1	--	--
Chester Burnett	1	0	1	--	--
Phil Dawson	1	1	0	--	--
Chris Gardocki	1	1	0	--	--
Marty Moore	1	1	0	--	--
Wali Rainer	1	1	0	--	--
Tarek Saleh	1	0	1	--	--
Marquis Smith	1	1	0	--	--

FINAL TEAM STATISTICS

	VISITOR BROWNS	HOME TITANS
TOTAL FIRST DOWNS	5	23
By Rushing	2	13
By Passing	3	9
By Penalty	0	1
THIRD DOWN EFFICIENCY	1-11-9%	7-13-54%
FOURTH DOWN EFFICIENCY	0-1-0%	1-1-100%
TOTAL NET YARDS	125	392
Total Offensive Plays (inc. times thrown passing)	42	75
Average gain per offensive play	3.0	5.2
NET YARDS RUSHING	45	182
Total Rushing Plays	18	47
Average gain per rushing play	2.5	3.9
Tackles for a loss-number and yards	1-2	4-8
NET YARDS PASSING	80	210
Times thrown - yards lost attempting to pass	4-23	3-12
Gross yards passing	103	222
PASS ATTEMPTS-COMPLETIONS-HAD INTERCEPTED	20-13-1	25-17-3
Avg gain per pass play (inc.# thrown passing)	3.3	7.5
KICKOFFS Number-In End Zone-Touchbacks	3-0-0	5-0-0
PUNTS Number and Average	8-45.9	1-52
Had Blocked	0	0
FGs - PATS Had Blocked	0-0	0-0
Net Punting Average	31.3	32
TOTAL RETURN YARDAGE (Not Including Kickoffs)	33	134
No. and Yards Punt Returns	0-0	6-117
No. and Yards Kickoff Returns	5-106	3-47
No. and Yards Interception Returns	3-33	1-17
PENALTIES Number and Yards	7-61	5-45
FUMBLES Number and Lost	0-0	4-4
TOUCHDOWNS	1	3
Rushing	0	3
Passing	0	0
Interceptions	1	0
EXTRA POINTS Made-Attempts	1-1	3-3
Kicking Made-Attempts	1-1	3-3
FIELD GOALS Made-Attempts	1-1	1-1
SAFETIES	0	0
FINAL SCORE	10	24
TIME OF POSSESSION	21:41	38:19

13

Baltimore Ravens 44, Cleveland Browns 7

Nov. 26, 2000 • PSINET Stadium • Attendance: 68,361

STARTING LINEUPS

CLEVELAND BROWNS			DEFENSE			OFFENSE			BALTIMORE RAVENS			DEFENSE		
WR 85	K. Johnson	LE 92	C. Brown	WR 87	Q. Ismail	LDE 90	R. Burnett							
LT 72	R. Oben	LT 99	O. Roye	LT 75	J. Ogden	LDT 95	S. Adams							
LG 75	S. Zahursky	RT 93	S. Colinet	LG 64	E. Mulitalo	RDT 98	T. Siragusa							
C 60	S. O'Hara	RE 90	K. McKenzie	C 60	J. Mitchell	RDE 99	M. McCrary							
RG 61	E. Lindsay	SLB 95	J. Miller	RG 62	M. Flynn	LLB 58	P. Boulaware							
RT 74	J. Brown	MLB 58	W. Rainer	OT 71	S. Folau	MLB 52	R. Lewis							
TE 83	M. Campbell	WLB 55	M. Moore	TE 82	S. Sharpe	RLB 55	J. Sharper							
QB 18	D. Pederson	LCB 24	C. Fuller	WR 83	P. Johnson	LCB 22	D. Starks							
WR 86	D. Northcutt	DB 26	A. Malbrough	QB 8	T. Dillfer	RCB 21	C. McAlister							
RB 41	T. Prentice	SS 21	M. Smith	RB 31	Ja. Lewis	SS 20	K. Herring							
FB 44	M. Edwards	FS 43	P. Ellsworth	TE 81	B. Coates	FS 26	R. Woodson							

	1	2	3	4	OT	Total
Jacksonville Jaguars	0	10	10	7	0	27
Cleveland Browns	0	7	0	0	0	7

SCORING PLAY

Team	Qtr	Time	Play Description (Extra Point) (Drive Info)	Visitor	Home
Browns	1	10:30	T. Prentice 4 yd. run (P. Dawson kick) (4-86, 1:42)	7	0
Ravens	1	4:06	Ja. Lewis 1 yd. run (M. Stover kick) (13-66, 6:24)	7	7
Ravens	2	13:40	S. Gash 2 yd. pass from T. Dillfer (M. Stover kick) (7-44, 3:35)	7	14
Ravens	2	11:39	P. Johnson 46 yd. pass from T. Dillfer (M. Stover kick) (1-46, 0:07)	7	21
Ravens	2	4:35	M. Stover 39 yd. Field Goal (10-69, 5:13)	7	24
Ravens	2	2:55	Ja. Lewis 36 yd. run (M. Stover kick) (2-44, 0:46)	7	31
Ravens	3	11:52	M. Stover 26 yd. Field Goal (5-18, 2:09)	7	34
Ravens	3	5:01	M. Stover 38 yd. Field Goal (11-46, 5:33)	7	37
Ravens	4	5:23	P. Holmes 3 yd. run (M. Stover kick) (3-6, 1:30)	7	44

FINAL INDIVIDUAL STATISTICS

CLEVELAND BROWNS							BALTIMORE RAVENS								
RUSHING	ATT	YDS	AVG	LG	TD		RUSHING	ATT	YDS	AVG	LG	TD			
T. Prentice	11	13	1.2	8	1		Ja. Lewis	30	170	5.7	36	2			
J. White	4	12	3.0	14	0		P. Holmes	17	64	3.8	12	1			
D. Pederson	2	3	1.5	2	0		T. Dillfer	2	10	5.0	5	0			
Total	17	28	1.6	14	1		P. Johnson	1	2	2.0	2	0			
							S. Gash	1	1	1.0	1	0			
							Total	51	247	4.8	36	3			
PASSING	ATT	CMP	YDS	TKD/YD	TD	LG	IN	PASSING	ATT	CMP	YDS	TKD/YD	TD	LG	IN
D. Pederson	16	8	108	2/24	0	67	1	T. Dillfer	23	12	169	0/0	2	46	1
S. Wynn	9	5	30	4/30	0	17	0	T. Banks	3	2	45	0/0	0	28	0
Total	25	13	138	6/54	0	67	1	Total	26	14	214	0/0	2	74	1
PASS RECEIVING	NO	YDS	AVG	LG	TD			PASS RECEIVING	NO	YDS	AVG	LG	TD		
K. Johnson	4	85	21.3	67	0			B. Stokley	4	68	17.0	29	0		
D. Patten	4	23	5.7	7	0			Q. Ismail	3	39	13.0	20	0		
M. Campbell	2	25	12.5	17	0			P. Johnson	2	54	27.0	46	1		
M. Edwards	1	4	4.0	4	0			S. Sharpe	2	17	8.5	11	0		
T. Prentice	1	3	3.0	3	0			S. Gash	2	8	4.0	6	1		
J. White	1	-2	-2.0	-2	0			B. Davis	1	28	28.0	28	0		
Total	13	138	10.6	67	0			Total	14	214	15.3	46	2		
INTERCEPTIONS	NO	YDS	LG	TD				INTERCEPTIONS	NO	YDS	LG	TD			
M. Moore	1	3	3	0				C. McAlister	1	14	14	0			
Total	1	3	3	0				Total	1	14	14	0			
PUNTING	N	YDS	AVG	TB	IN20	LG		PUNTING	NO	YDS	AVG	TB	IN20	G	
C. Gardocki	10	491	49.1	0	1	55		K. Richardson	4	189	47.3	0	1	54	
Total	1	491	49.1	0	1	55		Total	4	189	47.3	0	1	54	
PUNT RETURNS	NO	FC	YDS	L	TD			PUNT RETURNS	NO	FC	YDS	LG	TD		
D. Northcutt	2	1	30	15	0			D. Starks	5	0	71	47	0		
[DOWNED]	1	0	0	0	0			Je. Lewis	4	0	55	20	0		
Returns	2	1	30	15	0			[OUT OF BOUNDS]	1	0	0	0	0		
								Returns	9	0	126	47	0		
KICKOFF RETURNS	NO	FC	YDS	L	TD			KICKOFF RETURNS	NO	FC	YDS	LG	TD		
J. White	6	0	125	28	0			C. Harris	2	0	38	22	0		
[TOUCHBACK]	3	0	0	0	0			Returns	2	0	38	22	0		
Returns	6	0	125	28	0										

Week-by-Week Game Summaries

CLEVELAND BROWNS										BALTIMORE RAVENS																					
FUMBLES	OWN	REC	YDS	TD	FORCED	OPP	REC	YDS	TD	OUT	FUMBLES	OWN	REC	YDS	TD	FORCED	OPP	REC	YDS	TD	OUT										
	FUM	REC	YDS	TD	FORCED	REC	YDS	TD	BDS		FUM	REC	YDS	TD	FORCED	REC	YDS	TD	BDS		FUM	REC	YDS	TD	FORCED	OPP	REC	YDS	TD	OUT	
D. Northcutt	1	0	0	0	0	0	0	0	0		C. Harris	0	0	0	0	1	0	0	0	0		B. Jackson	0	0	0	0	0	1	0	0	0
S. Wynn	1	0	0	0	0	0	0	0	0		C. Brown	0	0	0	0	1	0	0	0	0		R. Burnett	0	0	0	0	0	1	0	0	0
S. Colinet	0	0	0	0	1	0	0	0	0		J. Lewis	1	0	0	0	0	0	0	0	0		J. Ogdan	0	1	0	0	0	0	0	0	0
D. Holland	0	0	0	0	1	0	0	0	0		P. Holmes	1	0	0	0	0	0	0	0	0											
W. Rainer	0	0	0	0	0	1	0	0	0																						
Total	2	0	0	0	2	1	0	0	0		Total	2	1	0	0	2	2	0	0												

DEFENSIVE STATISTICS

NAME	Total	Solo	Asst.	FF	RF	Sacks	Yards	Ints.	Yds.	Pressure	PD
Wali Rainer	15	10	5	--	1	--	--	--	--	1	--
Marquis Smith	11	5	6	--	--	--	--	--	--	--	--
Percy Ellsworth	10	6	4	--	--	--	--	--	--	--	--
Jamir Miller	8	3	5	--	--	--	--	--	--	3	--
Marty Moore	8	7	1	--	--	--	--	1	3	--	--
Courtney Brown	6	4	2	--	--	--	--	--	--	--	2
Darius Holland	6	4	2	1	--	--	--	--	--	--	--
Corey Fuller	3	1	2	--	--	--	--	--	--	--	1
Earl Little	3	2	1	--	--	--	--	--	--	--	1
Lamar Chapman	2	2	0	--	--	--	--	--	--	--	--
Stalin Colinet	2	1	1	1	--	--	--	--	--	--	--
Anthony Malbrough	2	2	0	--	--	--	--	--	--	--	--
Orpheus Roye	2	2	0	--	--	--	--	--	--	--	--
Mike Thompson	2	1	1	1	--	--	--	--	--	--	--
Lenoy Jones	1	1	0	--	--	--	--	--	--	--	--
Keith McKenzie	1	1	0	--	--	--	--	--	--	--	--
Tyrone Rogers	1	0	1	--	--	--	--	--	--	--	--
Rashidi Barnes	0	0	0	--	--	--	--	--	--	--	--
Arnold Miller	0	0	0	--	--	--	--	--	--	--	--

SPECIAL TEAMS TACKLES

Name	Total	Solo	Assist	FF	RF
Rahim Abdullah	3	3	0	--	--
Ryan Kuehl	3	1	2	--	--
Tarek Saleh	3	2	1	--	--
Marc Edwards	1	0	1	--	--
Chris Gardocki	1	1	0	--	--
Lenoy Jones	1	1	0	--	--
Earl Little	1	0	1	--	--
Arnold Miller	1	1	0	--	--
Tyrone Rogers	1	0	1	--	--
Marquis Smith	1	1	0	--	--

FINAL TEAM STATISTICS

	VISITOR BROWNS	HOME RAVENS
TOTAL FIRST DOWNS	5	25
By Rushing	3	14
By Passing	2	11
By Penalty	0	0
THIRD DOWN EFFICIENCY	2-13-15%	7-14-50%
FOURTH DOWN EFFICIENCY	0-0-0%	0-0-0%
TOTAL NET YARDS	112	461
Total Offensive Plays (inc. times thrown passing)	48	77
Average gain per offensive play	2.3	6.0
NET YARDS RUSHING	28	247
Total Rushing Plays	17	51
Average gain per rushing play	1.6	4.8
Tackles for a loss-number and yards	4-12	1-2
NET YARDS PASSING	84	214
Times thrown - yards lost attempting to pass	6-54	0-0
Gross yards passing	138	214
PASS ATTEMPTS-COMPLETIONS-HAD INTERCEPTED	25-13-1	26-14-1
Avg gain per pass play (inc.# thrown passing)	2.7	8.2
KICKOFFS Number-In End Zone-Touchbacks	2-0-0	9-3-3
PUNTS Number and Average	10-49.1	4-47.3
Had Blocked	0	0
FGs - PATS Had Blocked	0-0	0-0
Net Punting Average	36.5	39.8
TOTAL RETURN YARDAGE (Not Including Kickoffs)	33	140
No. and Yards Punt Returns	2-30	9-126
No. and Yards Kickoff Returns	6-125	2-38
No. and Yards Interception Returns	1-3	1-14
PENALTIES Number and Yards	3-11	3-25
FUMBLES Number and Lost	2-2	2-1
TOUCHDOWNS	1	5
Rushing	1	3
Passing	0	2
EXTRA POINTS Made-Attempts	1-1	5-5
Kicking Made-Attempts	1-1	5-5
FIELD GOALS Made-Attempts	0-0	3-3
SAFETIES	0	0
FINAL SCORE	7	44
TIME OF POSSESSION	21:28	38:32

2000 REVIEW

Week-by-Week Game Summaries

14

Jacksonville Jaguars 48, Cleveland Browns 0

Dec. 3, 2000 • Alltel Stadium • Attendance: 51,262

STARTING LINEUPS

CLEVELAND BROWNS				JACKSONVILLE JAGUARS			
OFFENSE		DEFENSE		OFFENSE		DEFENSE	
WR 85 K. Johnson	LE 92 C. Brown	WR 82 J. Smith	DE 97 R. Wynn				
LT 72 R. Oben	LT 99 O. Roye	LT 71 T. Boselli	DT 96 G. Walker				
LG 75 S. Zahursky	RT 93 S. Colinet	LG 63 B. Meester	DT 91 S. Payne				
C 60 S. O'Hara	RE 90 K. McKenzie	C 73 Je. Smith	DE 90 T. Brackens				
RG 61 E. Lindsay	SLB 95 J. Miller	RG 68 B. Stai	SLB 51 K. Hardy				
RT 74 J. Brown	MLB 58 W. Rainer	RT 78 T. Fordham	WLB 52 B. Boyer				
TE 83 M. Campbell	WLB 55 M. Moore	TE 80 K. Brady	LCB 25 F. Bryant				
WR 82 D. Patten	LCB 24 C. Fuller	WR 87 K. McCardell	RCB 21 A. Beasley				
QB 13 S. Wynn	RCB 33 D. McCutcheon	QB 8 M. Brunell	SS 20 D. Darius				
RB 41 T. Prentice	SS 21 M. Smith	RB 28 F. Taylor	FS 26 R. Stewart				
FB 44 M. Edwards	FS 43 P. Ellsworth	FB 31 D. Shelton	DB 32 M. Logan				
	1 2 3 4 OT Total						
Cleveland Browns	0 0 0 0 0 0						
Jacksonville Jaguars	3 17 21 7 0 48						

SCORING PLAY

Team	Qtr	Time	Play Description (Extra Point) (Drive Info)	Visitor	Home
Jaguars	1	10:44	M. Hollis 40 yd. Field Goal (11-32, 4:16)	0	3
Jaguars	2	14:56	F. Taylor 3 yd. run (M. Hollis kick) (6-44, 1:58)	0	10
Jaguars	2	3:09	M. Hollis 24 yd. Field Goal (11-52, 4:59)	0	3
Jaguars	2	0:28	K. McCardell 14 yd. pass from M. Brunell (M. Hollis kick) (8-64, 1:55)	0	20
Jaguars	3	7:45	F. Taylor 2 yd. run (M. Hollis kick) (6-48, 2:39)	0	27
Jaguars	3	7:20	M. Brunell 8 yd. run (M. Hollis kick) (1-8, 0:06)	0	34
Jaguars	3	1:33	F. Taylor 1 yd. run (M. Hollis kick) (6-69, 3:31)	0	41
Jaguars	4	5:27	S. Stith 3 yd. run (M. Hollis kick) (8-39, 4:50)	0	48

FINAL INDIVIDUAL STATISTICS

CLEVELAND BROWNS							JACKSONVILLE JAGUARS												
RUSHING	ATT	YDS	AVG	LG	TD		RUSHING	ATT	YDS	AVG	LG	TD							
T. Prentice	10	33	3.3	17	0		F. Taylor	30	181	6.0	28	3							
J. White	7	29	4.1	8	0		S. Stith	11	27	2.5	5	1							
K. Thompson	1	0	0.0	0	0		A. Johnson	2	24	12.0	16	0							
Total	18	62	3.4	17	0		M. Brunell	2	14	7.0	8	1							
							J. Quinn	2	-2	-1.0	-1	0							
							Total	47	244	5.2	28	5							
PASSING	ATT	CMP	YDS	TKD/YD	TD	LG	IN	PASSING	ATT	CMP	YDS	TKD/YD	TD	LG	IN				
S. Wynn	16	5	17	5/35	0	8	0	M. Brunell	31	15	165	2/13	1	22	0				
D. Pederson	1	1	8	1/7	0	8	0	J. Martin	2	1	53	0/0	0	53	0				
K. Thompson	1	1	8	0/0	0	8	0	Total	33	16	218	2/13	1	53	0				
Total	18	7	33	6/42	0	8	0												
PASS RECEIVING	NO	YDS	AVG	LG	TD			PASS RECEIVING	NO	YDS	AVG	LG	TD						
J. White	2	11	5.5	8	0			J. Smith	6	104	17.3	53	0						
T. Prentice	2	6	3.0	8	0			K. McCardell	4	46	11.5	16	1						
K. Johnson	1	8	8.0	8	0			K. Brady	3	41	13.7	22	0						
D. Patten	1	8	8.0	8	0			R. Soward	2	21	10.5	11	0						
D. Northcutt	1	0	0.0	0	0			F. Taylor	1	6	6.0	6	0						
Total	7	33	4.7	8	0			Total	16	218	13.6	53	1						
INTERCEPTIONS	NO	YDS	LG	TD				INTERCEPTIONS	NO	YDS	LG	TD							
Total	0	0	0	0	0			Total	0	0	0	0	0						
PUNTING	N	YDS	AVG	TB	IN20	LG		PUNTING	NO	YDS	AVG	TB	IN20	G					
C. Gardocki	12	517	43.1	1	1	67		B. Barker	5	196	39.2	1	2	45					
Total	1	517	43.1	1	1	67		Total	5	196	39.2	1	2	45					
PUNT RETURNS	NO	FC	YDS	L	TD			PUNT RETURNS	NO	FC	YDS	LG	TD						
D. Northcutt	2	0	18	11	0			R. Barlow	6	1	64	21	0						
R. Barnes	1	0	0	0	0			R. Soward	1	0	6	6	0						
[DOWNED]	1	0	0	0	0			[DOWNED]	1	0	0	0	0						
[TOUCHBACK]	1	0	0	0	0			[OUT OF BOUNDS]	2	0	0	0	0						
Returns	3	0	18	11	0			[TOUCHBACK]	1	0	0	0	0						
Returns	3	0	18	11	0			Returns	7	1	70	21	0						
KICKOFF RETURNS	NO	FC	YDS	L	TD			KICKOFF RETURNS	NO	FC	YDS	LG	TD						
D. Patten	3	0	51	19	0			S. Stith	1	0	25	25	0						
J. White	3	0	50	23	0			Returns	1	0	25	25	0						
M. Campbell	2	0	18	13	0														
E. Little	1	0	8	8	0														
Returns	9	0	127	23	0														
CLEVELAND BROWNS							JACKSONVILLE JAGUARS												
FUMBLES	FUM	OWN REC	YDS	TD	FORCED	OPP REC	YDS	TD	OUT BBS	FUMBLES	FUM	OWN REC	YDS	TD	FORCED	OPP REC	YDS	TD	OUT BBS
S. Wynn	1	0	0	0	0	0	0	0	0	K. Hardy	0	0	0	0	1	0	0	0	0
K. Thompson	1	1	0	0	0	0	0	0	0	M. Logan	0	0	0	0	1	3	0	0	0
Total	2	1	0	0	0	0	0	0	0	Total	0	0	0	0	1	1	3	0	0

Week-by-Week Game Summaries

DEFENSIVE STATISTICS

NAME	Total	Solo	Asst.	FF	RF	Sacks	Yards	Ints.	Yds.	Pressure	PD
Marty Moore	11	7	4	--	--	--	--	--	--	1	--
Wali Rainer	10	4	6	--	--	--	--	--	--	1	--
Marquis Smith	7	3	4	--	--	1	4	--	--	--	--
Jamir Miller	6	4	2	--	--	--	--	--	--	1	1
Lamar Chapman	5	4	1	--	--	--	--	--	--	--	2
Percy Ellsworth	5	4	1	--	--	--	--	--	--	--	--
Daylon McCutcheon	5	3	2	--	--	--	--	--	--	--	1
Rahim Abdullah	4	3	1	--	--	1	9	--	--	--	--
Courtney Brown	4	3	1	--	--	--	--	--	--	1	--
Keith McKenzie	4	0	4	--	--	--	--	--	--	2	--
Marcus Spriggs	4	3	1	--	--	--	--	--	--	--	--
Corey Fuller	3	3	0	--	--	--	--	--	--	--	--
Orpheus Roye	3	2	1	--	--	--	--	--	--	1	--
Darius Holland	2	2	0	--	--	--	--	--	--	--	--
Tyrone Rogers	2	1	1	--	--	--	--	--	--	--	--
Rashidi Barnes	1	1	0	--	--	--	--	--	--	--	--
Stalin Colinet	1	1	0	--	--	--	--	--	--	1	--
Earl Little	1	1	0	--	--	--	--	--	--	--	1
Anthony Malbrough	1	1	0	--	--	--	--	--	--	--	--
Arnold Miller	1	1	0	--	--	--	--	--	--	--	--

SPECIAL TEAMS TACKLES

Name	Total	Solo	Assist	FF	RF
Marty Moore	3	1	2	--	--
Marquis Smith	2	2	0	--	--
Rahim Abdullah	1	1	0	--	--
Bobby Brown	1	1	0	--	--
Phil Dawson	1	1	0	--	--
Anthony Malbrough	1	1	0	--	--
Tyrone Rogers	1	1	0	--	--

FINAL TEAM STATISTICS

	VISITOR BROWNS	HOME JAGUARS
TOTAL FIRST DOWNS	2	28
By Rushing	1	15
By Passing	0	11
By Penalty	1	2
THIRD DOWN EFFICIENCY	0-12-0%	10-18-56%
FOURTH DOWN EFFICIENCY	0-0-0%	1-1-100%
TOTAL NET YARDS	53	449
Total Offensive Plays (inc. times thrown passing)	42	82
Average gain per offensive play	1.3	5.5
NET YARDS RUSHING	62	244
Total Rushing Plays	18	47
Average gain per rushing play	3.4	5.2
Tackles for a loss-number and yards	1-1	1-2
NET YARDS PASSING	-9	205
Times thrown - yards lost attempting to pass	6-42	2-13
Gross yards passing	33	218
PASS ATTEMPTS-COMPLETIONS-HAD INTERCEPTED	18-7-0	33-16-0
Avg gain per pass play (inc.# thrown passing)	0.4	5.9
KICKOFFS Number-In End Zone-Touchbacks	1-0-0	9-0-0
PUNTS Number and Average	12-43.1	5-39.2
Had Blocked	0	0
FGs - PATS Had Blocked	0-0	0-0
Net Punting Average	35.6	31.6
TOTAL RETURN YARDAGE (Not Including Kickoffs)	18	70
No. and Yards Punt Returns	3-18	7-70
No. and Yards Kickoff Returns	9-127	1-25
No. and Yards Interception Returns	0-0	0-0
PENALTIES Number and Yards	9-85	9-59
FUMBLES Number and Lost	2-1	0-0
TOUCHDOWNS	0	6
Rushing	0	5
Passing	0	1
EXTRA POINTS Made-Attempts	0-0	6-6
Kicking Made-Attempts	0-0	6-6
FIELD GOALS Made-Attempts	0-0	2-2
SAFETIES	0	0
FINAL SCORE	0	48
TIME OF POSSESSION	22:49	37:11

2000 REVIEW

Week-by-Week Game Summaries

15 Philadelphia Eagles 35, Cleveland Browns 24

Dec. 10, 2000 • Cleveland Browns Stadium • Attendance: 72,318

STARTING LINEUPS

PHILADELPHIA EAGLES

OFFENSE		DEFENSE	
WR 80	T. Small	LDE 98	B. Whiting
LT 72	T. Thomas	LDT 90	C. Simon
LG 76	J. Welbourn	RDT 78	H. Thomas
C 65	B. Miller	RDE 53	H. Douglas
RG 71	J. Mayberry	WLB 52	B. Gardner
RT 69	J. Runyan	MLB 54	J. Trotter
TE 89	C. Lewis	SLB 51	C. Emmons
WR 81	C. Johnson	LCB 23	T. Vincent
RB 24	D. Atry	RCB 21	B. Taylor
QB 5	D. McNabb	SS 43	D. Moore
TE 83	J. Thomason	FS 20	B. Dawkins

CLEVELAND BROWNS

OFFENSE		DEFENSE	
WR 85	K. Johnson	LE 92	C. Brown
LT 72	R. Oben	LT 99	O. Roys
LG 75	S. Zahursky	NT 73	D. Holland
C 60	S. O'Hara	RT 93	S. Colinet
RG 61	E. Lindsay	RE 90	K. McKenzie
RT 74	J. Brown	SLB 95	J. Miller
TE 80	A. Shea	MLB 58	W. Rainer
WR 82	D. Patten	LCB 24	C. Fuller
QB 18	D. Pederson	RCB 33	D. McCutcheon
RB 41	T. Prentice	SS 21	M. Smith
TE 83	M. Campbell	FS 43	P. Ellsworth

	1	2	3	4	OT	Total
Philadelphia Eagles	7	14	14	0	0	35
Cleveland Browns	0	14	0	10	0	24

SCORING PLAY

Team	Qtr	Time	Play Description (Extra Point) (Drive Info)	Visitor	Home
Eagles	1	3:02	D. Atry 3 yd. run (D. Akers kick) (10-98, 4:59)	7	0
Browns	2	14:20	D. Patten 9 yd. pass from D. Pederson (P. Dawson kick) (7-74, 3:42)	7	7
Browns	2	10:13	T. Prentice 1 yd. run (P. Dawson kick) (8-37, 3:54)	7	14
Eagles	2	8:06	T. Small 24 yd. pass from D. McNabb (D. Akers kick) (4-66, 2:07)	14	14
Eagles	2	1:04	T. Small 8 yd. pass from D. McNabb (D. Akers kick) (9-80, 3:13)	21	14
Eagles	3	12:13	C. Johnson 11 yd. pass from D. McNabb (D. Akers kick) (7-68, 2:47)	28	14
Eagles	3	4:03	C. Johnson 38 yd. pass from D. McNabb (D. Akers kick) (9-98, 4:11)	35	14
Browns	4	11:22	P. Dawson 29 yd. Field Goal (17-67, 7:41)	35	17
Browns	4	8:54	T. Prentice 1 yd. run (P. Dawson kick) (2-1, 0:45)	35	24

FINAL INDIVIDUAL STATISTICS

PHILADELPHIA EAGLES						
RUSHING	ATT	YDS	AVG	LG	TD	
D. Atry	10	28	2.8	15	1	
D. McNabb	3	12	4.0	11	0	
S. Pritchett	2	1	0.5	1	0	
Total	15	41	2.7	15	1	

PHILADELPHIA EAGLES						
PASSING	ATT	CMP	YDS	TKD/YD	TD	LG
D. McNabb	36	23	390	5/40	4	52
Total	36	23	390	5/40	4	52

PHILADELPHIA EAGLES						
PASS RECEIVING	NO	YDS	AVG	LG	TD	
T. Small	7	92	13.1	25	2	
C. Lewis	5	100	20.0	52	0	
C. Johnson	5	93	18.6	38	2	
T. Pinkston	2	56	28.0	42	0	
C. Martin	2	30	15.0	24	0	
S. Pritchett	1	11	11.0	11	0	
J. Thomason	1	8	8.0	8	0	
Total	23	390	17.0	52	4	

PHILADELPHIA EAGLES						
INTERCEPTIONS	NO	YDS	LG	TD		
B. Dawkins	1	32	32	0		
B. Taylor	1	1	1	0		
T. Vincent	1	0	0	0		
J. Thomason	1	33	32	0		

PHILADELPHIA EAGLES						
PUNTING	N	YDS	AVG	TB	IN20	LG
S. Landeta	4	154	38.5	1	0	50
Total	4	154	38.5	1	0	50

PHILADELPHIA EAGLES						
PUNT RETURNS	NO	FC	YDS	L	TD	
B. Mitchell	1	0	15	15	0	
[DOWNED]	1	0	0	0	0	
[TOUCHBACK]	1	0	0	0	0	
Returns	1	0	15	15	0	

PHILADELPHIA EAGLES						
KICKOFF RETURNS	NO	FC	YDS	L	TD	
B. Mitchell	5	0	126	32	0	
Returns	5	0	126	32	0	

CLEVELAND BROWNS						
RUSHING	ATT	YDS	AVG	LG	TD	
T. Prentice	17	46	2.7	11	2	
D. Northcutt	7	37	5.3	13	0	
J. White	3	15	5.0	10	0	
D. Pederson	3	3	1.0	4	0	
Total	30	101	3.4	13	2	

CLEVELAND BROWNS						
PASSING	ATT	CMP	YDS	TKD/YD	TD	LG
D. Pederson	40	29	309	3/15	1	31
K. Johnson	3	1	23	0/0	0	23
Total	43	30	332	3/15	1	31

CLEVELAND BROWNS						
PASS RECEIVING	NO	YDS	AVG	LG	TD	
D. Patten	7	103	14.7	23	1	
K. Johnson	6	76	12.7	31	0	
D. Northcutt	5	44	8.8	15	0	
T. Prentice	4	29	7.3	9	0	
A. Shea	3	33	11.0	16	0	
M. Campbell	3	17	5.7	6	0	
T. Saleh	1	22	22.0	22	0	
B. Brown	1	8	8.0	8	0	
Total	30	332	11.1	31	1	

CLEVELAND BROWNS						
INTERCEPTIONS	NO	YDS	LG	TD		
Total	0	0	0	0		

CLEVELAND BROWNS						
PUNTING	NO	YDS	AVG	TB	IN20	G
C. Gardocki	3	116	38.7	1	1	46
Total	3	116	38.7	1	1	46

CLEVELAND BROWNS						
PUNT RETURNS	NO	FC	YDS	LG	TD	
D. Northcutt	1	0	13	13	0	
[DOWNED]	1	0	0	0	0	
[OUT OF BOUNDS]	1	0	0	0	0	
[TOUCHBACK]	1	0	0	0	0	
Returns	1	0	13	13	0	

CLEVELAND BROWNS						
KICKOFF RETURNS	NO	FC	YDS	LG	TD	
J. White	6	0	140	36	0	
Returns	6	0	140	36	0	

Week-by-Week Game Summaries

PHILADELPHIA EAGLES										CLEVELAND BROWNS									
FUMBLES	OWN			OPP			OUT			FUMBLES	OWN			OPP			OUT		
FUM	REC	YDS	TD	FORCED	REC	YDS	TD	BDS	FUM	REC	YDS	TD	FORCED	REC	YDS	TD	BDS		
C. Simon	0	0	0	0	1	0	0	0	D. Pederson	3	3	0	0	0	0	0	0	0	
B. Mitchell	1	0	0	0	0	0	0	0	S. Zahursky	0	1	0	0	0	0	0	0	0	
D. McNabb	1	0	0	0	0	0	0	0	L. Chapman	0	0	0	0	1	0	0	0	0	
T. Vincent	0	0	0	0	1	1	0	0	E. Little	0	0	0	0	0	1	0	0	0	
									M. Spriggs	0	0	0	0	1	0	0	0	0	
									K. McKenzie	0	0	0	0	0	1	29	0	0	
									D. Patten	1	0	0	0	0	0	0	0	0	
									S. O'Hara	1	0	-7	0	0	0	0	0	0	
									T. Prentice	1	0	0	0	0	0	0	0	0	
Total	2	0	0	0	2	1	0	0	Total	6	4	-7	0	2	2	29	0	0	

DEFENSIVE STATISTICS

NAME	Total	Solo	Asst.	FF	RF	Sacks	Yards	Ints.	Yds.	Pressure	PD
Wali Rainer	6	4	2	--	--	--	--	--	--	--	--
Percy Ellsworth	5	2	3	--	--	--	--	--	--	--	--
Jamir Miller	5	0	5	--	--	0.5	5.5	--	--	--	--
Corey Fuller	4	4	0	--	--	--	--	--	--	--	--
Marty Moore	4	3	1	--	--	--	--	--	--	1	--
Courtney Brown	3	2	1	--	--	--	--	--	--	2	2
Dayton McCutcheon	3	3	0	--	--	1	9	--	--	--	--
Marquis Smith	3	0	3	--	--	--	--	--	--	--	--
Lamar Chapman	2	2	0	--	--	--	--	--	--	--	--
Tyrone Rogers	2	2	0	--	--	--	--	--	--	--	--
Marcus Spriggs	2	2	0	1	--	2	18	--	--	--	--
Stalin Colinet	1	1	0	--	--	--	--	--	--	--	1
Todd Franz	1	1	0	--	--	--	--	--	--	--	--
Darius Holland	1	1	0	--	--	--	--	--	--	--	--
Earl Little	1	0	1	--	--	--	--	--	--	--	--
Keith McKenzie	1	1	0	--	1	0.5	1.0	--	--	2	--
Arnold Miller	0	0	0	--	--	0.5	5.5	--	--	--	--
Orpheus Roye	0	0	0	--	--	0.5	1.0	--	--	--	1
Lewis Sanders	0	0	0	--	--	--	--	--	--	--	--

SPECIAL TEAMS TACKLES

Name	Total	Solo	Assist	FF	RF
Lamar Chapman	3	2	1	1	--
Chester Burnett	2	1	1	--	--
Arnold Miller	2	0	2	--	--
Rahim Abdullah	1	0	1	--	--
Earl Little	1	1	0	--	1
Tarek Saleh	1	1	0	--	--
Marquis Smith	1	1	0	--	--
Tyrone Rogers	1	0	1	--	--

FINAL TEAM STATISTICS

	VISITOR EAGLES	HOME BROWNS
TOTAL FIRST DOWNS	23	25
By Rushing	4	8
By Passing	17	16
By Penalty	2	1
THIRD DOWN EFFICIENCY	6-10-60%	8-15-53%
FOURTH DOWN EFFICIENCY	0-0-0%	3-3-100%
TOTAL NET YARDS	391	418
Total Offensive Plays (inc. times thrown passing)	56	76
Average gain per offensive play	7.0	5.5
NET YARDS RUSHING	41	101
Total Rushing Plays	15	30
Average gain per rushing play	2.7	3.4
Tackles for a loss-number and yards	3-5	1-5
NET YARDS PASSING	350	317
Times thrown - yards lost attempting to pass	5-40	3-15
Gross yards passing	390	332
PASS ATTEMPTS-COMPLETIONS-HAD INTERCEPTED	36-23-0	43-30-3
Avg gain per pass play (inc.# thrown passing)	8.5	6.9
KICKOFFS Number-In End Zone-Touchbacks	6-0-0	5-0-0
PUNTS Number and Average	4-38.5	3-38.7
Had Blocked	0	0
FGs - PATS Had Blocked	0	0
Net Punting Average	30.3	27
TOTAL RETURN YARDAGE (Not Including Kickoffs)	48	13
No. and Yards Punt Returns	1-15	1-13
No. and Yards Kickoff Returns	5-126	6-140
No. and Yards Interception Returns	3-33	0-0
PENALTIES Number and Yards	4-21	6-55
FUMBLES Number and Lost	2-2	6-1
TOUCHDOWNS	5	3
Rushing	1	2
Passing	4	1
EXTRA POINTS Made-Attempts	5-5	3-3
Kicking Made-Attempts	5-5	3-3
FIELD GOALS Made-Attempts	0-0	1-1
SAFETIES	0	0
FINAL SCORE	35	24
TIME OF POSSESSION	25:43	34:17

2000 REVIEW

Week-by-Week Game Summaries

16

Tennessee Titans 24, Cleveland Browns 0

Dec. 17, 2000 • Cleveland Browns Stadium • Attendance: 72,318

STARTING LINEUPS

TENNESSEE TITANS

OFFENSE

WR	85	D. Mason
LT	72	B. Hopkins
LG	74	B. Matthews
C	60	K. Long
RG	75	B. Olson
LT	71	F. Miller
TE	89	F. Wycheck
WR	81	C. Sanders
QB	9	S. McNair
TE	88	E. Kinney
RB	27	E. George

DEFENSE

LE	90	J. Kearse
LT	78	J. Thornton
RT	97	J. Fisk
DT	92	H. Ford
LB	51	G. Favors
MLB	56	R. Godfrey
RLB	55	E. Robinson
LCB	25	D. Walker
RCB	21	S. Rolle
SS	23	B. Bishop
S	31	M. Robertson

CLEVELAND BROWNS

OFFENSE

WR	85	K. Johnson
LT	72	R. Oben
LG	75	S. Zahursky
C	60	S. O'Hara
WR	82	D. Patten
TE	83	M. Campbell
RG	61	E. Lindsay
RT	74	J. Brown
QB	18	D. Pederson
RB	41	T. Prentice
FB	44	M. Edwards

DEFENSE

LE	92	C. Brown
LT	99	O. Roye
RT	93	S. Colinet
RE	90	K. McKenzie
SLB	95	J. Miller
MLB	58	W. Rainer
WLB	55	M. Moore
LCB	24	C. Fuller
RCB	33	D. McCutcheon
SS	21	M. Smith
FS	43	P. Ellsworth

	1	2	3	4	OT	Total
Tennessee Titans	10	7	0	7	0	24
Cleveland Browns	0	0	0	0	0	0

SCORING PLAY

Team	Qtr	Time	Play Description (Extra Point) (Drive Info)	Visitor	Home
Titans	1	10:11	A. Del Greco 33 yd. Field Goal (7-14, 3:24)	3	0
Titans	1	5:43	E. George 1 yd. run (A. Del Greco kick) (3-27, 1:13)	10	0
Titans	2	11:49	E. George 2 yd. run (A. Del Greco kick) (12-96, 6:41)	17	0
Titans	4	12:51	E. George 35 yd. run (A. Del Greco kick) (3-58, 1:34)	24	0

FINAL INDIVIDUAL STATISTICS

TENNESSEE TITANS

RUSHING	ATT	YDS	AVG	LG	TD
E. George	34	176	5.2	35	3
R. Thomas	11	27	2.5	8	0
S. McNair	2	9	4.5	9	0
Total	47	212	4.5	35	3

PASSING	ATT	CMP	YDS	TKD/YD	TD	LG	IN
S. McNair	18	10	79	2/12	0	33	1
N. O'Donnell	2	2	26	0/0	0	18	0
Total	20	12	105	2/12	0	33	1

PASS RECEIVING	NO	YDS	AVG	LG	TD
F. Wycheck	3	9	3.0	4	0
Y. Thigpen	2	27	13.5	18	0
C. Sanders	2	13	6.5	10	0
L. Neal	2	8	4.0	8	0
D. Mason	1	33	33.0	33	0
E. Kinney	1	15	15.0	15	0
E. George	1	0	0.0	0	0
Total	12	105	8.8	33	0

INTERCEPTIONS	NO	YDS	LG	TD
C. Fuller	1	0	0	0
Total	0	0	0	0

PUNTING	N	YDS	AVG	TB	IN20	LG
C. Hentrich	4	148	37.0	0	1	42
Total	4	148	37.0	0	1	42

PUNT RETURNS	NO	FC	YDS	L	TD
D. Mason	3	0	24	15	0
[DOWNED]	4	0	0	0	0
Returns	3	0	24	15	0

KICKOFF RETURNS	NO	FC	YDS	L	TD
D. Mason	1	0	35	35	0

TENNESSEE TITANS

FUMBLES	OWN	FUM	REC	YDS	TD	FORCED	OPP	REC	YDS	TD	OUT	BDS
E. Robinson	0	0	0	0	0	1	0	0	0	0	0	0
S. McNair	1	1	-4	0	0	0	0	0	0	0	0	0
K. Bulluck	0	0	0	0	1	0	0	0	0	0	0	0
G. Favors	0	0	0	0	1	0	0	0	0	0	0	0
R. Thomas	0	0	0	0	0	1	0	0	0	0	0	0
J. Kearse	0	0	0	0	1	0	0	0	0	0	0	0
Total	1	1	-4	0	3	2	0	0	0	0	0	0

CLEVELAND BROWNS

RUSHING	ATT	YDS	AVG	LG	TD
T. Prentice	12	32	2.7	8	0
D. Pederson	1	15	15.0	15	0
J. White	4	3	0.8	2	0
Total	17	50	2.9	15	0

PASSING	ATT	CMP	YDS	TKD/YD	TD	LG	IN
D. Pederson	30	13	75	2/12	0	11	0
Total	30	13	75	2/12	0	11	0

PASS RECEIVING	NO	YDS	AVG	LG	TD
D. Patten	3	26	8.7	11	0
T. Prentice	2	13	6.5	8	0
J. White	2	12	6.0	8	0
A. Shea	2	8	4.0	5	0
K. Johnson	2	3	1.5	2	0
M. Edwards	1	7	7.0	7	0
B. Brown	1	6	6.0	6	0
Total	13	75	5.8	11	0

INTERCEPTIONS	NO	YDS	LG	TD
Total	1	0	0	0

PUNTING	NO	YDS	AVG	TB	IN20	G
C. Gardocki	7	282	40.3	0	2	53
Total	7	282	40.3	0	2	53

PUNT RETURNS	NO	FC	YDS	LG	TD
L. Chapman	1	2	5	5	0
[DOWNED]	1	0	0	0	0
Returns	1	2	5	5	0

KICKOFF RETURNS	NO	FC	YDS	LG	TD
J. White	2	0	38	19	0
M. Edwards	1	0	24	24	0
T. Saleh	1	0	15	15	0
E. Little	1	0	12	12	0
Returns	5	0	89	24	0

CLEVELAND BROWNS

FUMBLES	OWN	FUM	REC	YDS	TD	FORCED	OPP	REC	YDS	TD	OUT	BDS
T. Prentice	1	0	0	0	0	0	0	0	0	0	0	0
E. Little	1	0	0	0	0	0	0	0	0	0	0	0
T. Saleh	0	1	0	0	0	0	0	0	0	0	0	0
L. Chapman	1	0	0	0	0	0	0	0	0	0	0	0
D. Pederson	1	0	0	0	0	0	0	0	0	0	0	0
R. Chanoine	0	1	0	0	0	0	0	0	0	0	0	0
Total	4	2	0	0	0	0	0	0	0	0	0	0

Week-by-Week Game Summaries

DEFENSIVE STATISTICS

NAME	Total	Solo	Asst.	FF	RF	Sacks	Yards	Ints.	Yds.	Pressure	PD
Courtney Brown	11	6	5	--	--	--	--	--	--	--	1
Marty Moore	11	6	5	--	--	--	--	--	--	--	--
Wali Rainer	9	5	4	--	--	--	--	--	--	--	--
Keith McKenzie	6	4	2	--	--	--	--	--	--	--	--
Marquis Smith	6	3	3	--	--	--	--	--	--	--	--
Jamir Miller	5	3	2	--	--	--	--	--	--	1	--
Corey Fuller	5	3	2	--	--	--	--	1	0	--	2
Percy Ellsworth	4	3	1	--	--	--	--	--	--	--	--
Earl Little	4	3	1	--	--	--	--	--	--	--	--
Daylon McCutcheon	4	4	0	--	--	--	--	--	--	--	--
Stalin Colinet	3	3	0	--	--	--	--	--	--	--	--
Todd Franz	3	2	1	--	--	--	--	--	--	--	--
Darius Holland	3	2	1	--	--	--	--	--	--	--	--
Arnold Miller	3	3	0	--	--	--	--	--	--	--	--
Orpheus Roye	3	0	3	--	--	--	--	--	--	--	--
Lewis Sanders	3	3	0	--	--	--	--	--	--	--	--
Marcus Spriggs	2	2	0	--	--	--	--	--	--	--	--
Rahim Abdullah	1	1	0	--	--	1	5	--	--	--	--
Tyrone Rogers	1	1	0	--	--	1	7	--	--	1	--

SPECIAL TEAMS TACKLES

Name	Total	Solo	Assist	FF	RF
Lewis Sanders	2	2	0	--	--
Lamar Chapman	1	1	0	--	--
Chris Floyd	1	1	0	--	--

FINAL TEAM STATISTICS

	VISITOR TITANS	HOME BROWNS
TOTAL FIRST DOWNS	19	6
By Rushing	11	2
By Passing	4	4
By Penalty	4	0
THIRD DOWN EFFICIENCY	4-15-27%	1-11-9%
FOURTH DOWN EFFICIENCY	1-4-25%	0-3-0%
TOTAL NET YARDS	305	113
Total Offensive Plays (inc. times thrown passing)	69	49
Average gain per offensive play	4.4	2.3
NET YARDS RUSHING	212	50
Total Rushing Plays	47	17
Average gain per rushing play	4.5	2.9
Tackles for a loss-number and yards	6-13	0-0
NET YARDS PASSING	93	63
Times thrown - yards lost attempting to pass	2-12	2-12
Gross yards passing	105	75
PASS ATTEMPTS-COMPLETIONS-HAD INTERCEPTED	20-12-1	30-13-0
Avg gain per pass play (inc.# thrown passing)	4.2	2.0
KICKOFFS Number-In End Zone-Touchbacks	5-0-0	1-0-0
PUNTS Number and Average	4-37	7-40.3
Had Blocked	0	0
FGs - PATs Had Blocked	0-0	0-0
Net Punting Average	35.8	36.9
TOTAL RETURN YARDAGE (Not Including Kickoffs)	24	5
No. and Yards Punt Returns	3-24	1-5
No. and Yards Kickoff Returns	1-35	5-89
No. and Yards Interception Returns	0-0	1-0
PENALTIES Number and Yards	3-25	7-66
FUMBLES Number and Lost	1-0	4-2
TOUCHDOWNS	3	0
Rushing	3	0
Passing	0	0
EXTRA POINTS Made-Attempts	3-3	0-0
Kicking Made-Attempts	3-3	0-0
FIELD GOALS Made-Attempts	1-1	0-0
SAFETIES	0	0
FINAL SCORE	24	0
TIME OF POSSESSION	38:53	21:07

CLEVELAND

BROWNS.COM

**YOUR FIRST HIT FOR
BROWNS FOOTBALL**





Dub Jones

HISTORY

Team History

How the Browns Were Named

Just how did the Cleveland Browns get their name?


One popular myth is that the team was named after the popular boxing champion, Joe Louis, "The Brown Bomber". The truth, according to several published reports, is this:

When Owner Arthur McBride brought an AAFC team to Cleveland in 1945, he held a newspaper contest to name the team and offered a \$1,000 war bond to the winner. Most of the entries submitted wanted the name Browns, because the extremely popular Paul Brown was the team's head coach.

Coach Brown thought it wouldn't be proper to name the team after him, and the entry "Panthers" was selected. A few weeks later, a man approached McBride and said he owned a semi-pro team in the 20's called the Cleveland Panthers and he still owned the rights to the name.

McBride could have bought the man off, but Brown vetoed the idea. The coach didn't want the new team to be associated with a losing franchise. Instead of holding a new contest, Brown reluctantly agreed to name the team Browns. But, in sticking with his original ideals, Brown suggested publicly that since Louis was "The Brown Bomber", that was how the team got its name. Not a single entry in the contest listed Louis or his nickname as a reason for choosing "Browns".

—By Zac Jackson



Paul Brown

1946: The Cleveland Browns were originated by Owner Arthur (Mickey) McBride as a member of the All-America Football Conference. Paul Brown was named coach and general manager and the first player he signed was then tailback Otto Graham, who was converted to quarterback with the Browns. The Browns won the Western title with a 42-17 victory over the Buffalo Bisons and then defeated the New York Yankees, 14-9, in the championship game.

1947-49: The Browns continued their domination of the AAFC, winning three more championships.

1950: Following the merger of the AAFC and the NFL, the Browns tied the New York Giants with 10-2 records for a share of the Eastern title. The Browns defeated the Giants, 8-3, in a playoff game and then stopped Los Angeles, 30-28, for the championship.

1951-53: The Browns won three consecutive Eastern titles, but lost each time in the league's title match, once to Los Angeles and twice to Detroit. In 1953, McBride sold the club to an organization headed by David Jones.

1954-55: Led by quarterback Otto Graham, the Browns won back-to-back NFL championships, defeating Detroit and Los Angeles.

1956: At 5-7, the Browns suffered their first losing season.

1957: Jim Brown was selected in the first round by the Browns and earned rookie of the year honors while helping Cleveland to the Eastern Division title.

1961: Art Modell purchased the Browns for the then unheard sum of \$4 million.

1963: Paul Brown was released from his duties after 17 seasons as head coach of the franchise. Blanton Collier, a Browns' assistant, was named head coach.

1964: The Browns won the division title with a 52-20 victory over the Giants and captured the NFL championship with a 27-0 win over the Colts.

1965: In his last season, Jim Brown won NFL MVP honors and led Cleveland to the NFL title game where the Browns were defeated by Green Bay.

1966: An eighth round pick in 1964, Leroy Kelly became the club's dominant threat, rushing for 1,141 yards, but the Browns finished second in their division to Dallas.

1968: With newly acquired quarterback Bill Nelsen (from Pittsburgh), the Browns won their division and beat Dallas in the playoffs but lost to Baltimore in the championship game.

1969: The Browns won their third consecutive division crown, but lost to Minnesota in the title game.

1970: The Browns became members of the AFC Central Division and finished second. The Browns beat the New York Jets, 31-21, on Monday Night Football's first-ever telecast.

1971: Nick Skorich, a Browns' assistant, was named head coach. The club won its first AFC Central crown.

1972: The Browns lost to the eventual Super Bowl Champion Miami Dolphins in the playoffs, 20-14, as the Dolphins completed an undefeated season.

1975-77: Forrest Gregg became head coach in 1975, Greg Pruitt had three consecutive 1,000-yard rushing seasons and Dick Modzelewski coached the final game of 1977.

1978: Sam Rutigliano became the first non-Browns' assistant to be named head coach of the Browns. Cleveland won its first three contests en route to an 8-8 finish.

1979: Losses in the final two games dropped the Browns' record to 9-7 and prevented the team from entering the playoffs. Mike Pruitt had the first of three straight 1,000-yard seasons.

HISTORY

Team History

1980: The Browns won the AFC Central title with an 11-5 record, but lost to eventual Super Bowl Champion Oakland in the playoffs. Quarterback Brian Sipe was consensus MVP of the NFL.

1982: In a strike-shortened season, the Browns finished eighth in the AFC (4-5) and gained a playoff spot for the second time in three years. Cleveland lost to the Raiders in the Super Bowl Tournament.

1983: The Browns tied for a Wild Card playoff spot with a 9-7 record, but lost the NFL tie-breaking procedure to Denver and Seattle.

1984: The Browns replaced Head Coach Sam Rutigliano with Defensive Coordinator Marty Schottenheimer after a 1-7 midseason record and finished the season at 5-11. Tight end Ozzie Newsome caught 89 passes for the second straight year.

1985: The Browns captured their third AFC Central Division championship, but lost to the Dolphins, 24-21, in Miami. Rookie Kevin Mack (1,104) and Earnest Byner (1,002) each gained 1,000 yards rushing. It marked the third time in the 66-year history of the NFL that teammates both rushed for over 1,000 yards in the same season.

1986: The Browns posted a team-record 12 wins en route to their second consecutive AFC Central crown. In a double-overtime playoff thriller before a packed Cleveland Municipal Stadium crowd, the Browns beat the New York Jets, 23-20, to advance to the AFC Championship game. The Browns lost to Denver, also in overtime, 23-20.

1987: The Browns captured their third straight AFC Central crown, as they finished the season 10-5. The third week of the NFL season was cancelled due to the 24-day players' strike, during which three "replacement" games were played (the Browns went 2-1). The Browns defeated the Colts, 38-21, at Cleveland Municipal Stadium in the AFC playoffs, then dropped their second straight AFC Championship to Denver despite a spectacular come-from-behind bid that saw the Browns score 30 second-half points, only to fall, 38-33, in Mile High Stadium. Bernie Kosar won the AFC passing title with a 95.4 QB rating, and an NFL-high eight Browns made the Pro Bowl.

1988: Cleveland finished 10-6 and earned a Wild Card berth by defeating Houston, 28-23, in the season finale by overcoming a 16-point third-quarter deficit. Houston defeated the Browns, 24-23, in the Wild Card game played on Christmas Eve. Four Cleveland quarterbacks suffered injuries during the course of the season. Marty Schottenheimer resigned on Dec. 27.

1989: Bud Carson was announced as the Browns' seventh full-time head coach on Jan. 27. The Browns won their fourth division title in five years with a 9-6-1 record, and advanced to the playoffs for an AFC-high fifth-straight season. The Browns advanced to their third title game in four years by defeating Buffalo, 34-30, but lost to Denver, 37-21, at Mile High Stadium in the AFC Championship.

1990: The Browns suffered through a 3-13 season. Jim Shofner replaced Bud Carson as interim head coach on Nov. 5.

1991-93: Bill Belichick was named the eighth full-time head coach on Feb. 5, 1991. The Browns moved into a new training and administrative complex located in Berea, Ohio, in August 1991 and began holding training camp there in July 1992. The Browns finished 6-10, 7-9 and 7-9, respectively. Unrestricted free agency began in 1993. The Browns signed five players in first year of the system, including quarterback Vinny Testaverde of Tampa Bay.

1994: The Browns earned a playoff berth for the first time in the '90s, finishing 11-5 and defeating the New England Patriots, 20-13, in the Wild Card game at soldout Cleveland Municipal Stadium. The Browns faced the Steelers for the first time ever in the playoffs, and lost, 29-9, at Three Rivers Stadium. The Cleveland defense set a team record by allowing just 204 points, and six players went to the Pro Bowl.

1995: The Browns concluded the season with a 5-11 record. In November, Owner Art Modell announced he was relocating the team to Baltimore, Md. The final game played at Cleveland Municipal Stadium was on Dec. 17 against the Cincinnati Bengals. The Browns defeated the Bengals, 26-10. The victory marked an all-time NFL record of 202-117-5 (.631) while playing at Cleveland Municipal Stadium.

1996: The City of Cleveland and the NFL secured an unprecedented deal to return the Cleveland Browns to the playing field in 1999. The deal stipulated that the name, colors and heritage of the Browns would remain in Cleveland.

1998: The NFL awarded the Cleveland Browns to Alfred Lerner on Sept. 8. The NFL formally transferred ownership of the Cleveland Browns to Lerner and Carmen A. Policy on Oct. 23. Dwight Clark was named vice president, director of football operations on Nov. 30.

1999: Chris Palmer was named the ninth full-time head coach in Cleveland Browns history Jan. 21. The Browns were awarded the rights to the first pick in the 1999 NFL Draft and used the pick to select Kentucky quarterback Tim Couch. The first game at new Cleveland Browns Stadium was played on Aug. 21 against the Minnesota Vikings with the Vikings prevailing, 24-17. In the first regular-season game in the Browns' 1999 commemorative season and the first regular-season game at Cleveland Browns Stadium, the Browns lost to the Pittsburgh Steelers, 43-0. The Browns recorded their first victory of the '99 season on Oct. 31 with a last-second Hail Mary pass from Couch to Kevin Johnson.

2000: The Browns selected Penn State defensive end Courtney Brown with the first pick in the 2000 NFL Draft. The Browns notched their first regular-season victory at Cleveland Browns Stadium on Sept. 17 with a 23-20 win over the Steelers.

2001: Chris Palmer is fired as head coach of the Browns on Jan. 11. The Browns hired Butch Davis as the franchise's 10th full-time head coach.




Courtney Brown

HISTORY

Hall of Fame

The rich tradition of the Cleveland Browns boasts 14 members in the Pro Football Hall of Fame, which is tied for the fifth-highest total league-wide. Only the Chicago Bears, Green Bay Packers, New York Giants and Pittsburgh Steelers claim more Hall of Famers.

Team	Hall of Fame Enshrinees
1. Chicago Bears	25
2. Green Bay Packers	19
3. New York Giants	16
4. Pittsburgh Steelers	16
5. Cleveland Browns	14
Washington Redskins	14



Lou Groza



JIM BROWN

Fullback

6-2, 232

Cleveland Browns, 1957-65

Syracuse

Enshrined in 1971

Brown came out of Syracuse University as an All-America choice in 1956. He was the Browns' No. 1 draft pick in 1957. Brown was the NFL's leading rusher in eight of his nine NFL seasons. He was named to the All-NFL team eight times. Brown was the NFL's Most Valuable Player in 1958 and '65. He was the NFL's Rookie of the Year in 1957 and played in nine straight Pro Bowls. Brown's career totals were: 12,312 yards rushing, 262 receptions and 15,459 combined net yards. Brown scored 756 points in his career. Brown holds the Browns' record for the most combined net yards, most career yards rushing, most points in one season (126), career touchdowns (126), most consecutive games scoring a touchdown (10) and most 1,000-yard seasons (seven). Brown had 58 games in which he rushed for 100 or more yards. His 106 rushing touchdowns is also a club record. His 5.22 average per rushing attempt is an NFL record. Brown's No. 32 was retired by the Browns. He was the second-youngest player ever inducted into the Hall of Fame at age 35 behind Gayle Sayers, who was inducted at age 34. Brown was born on Feb. 17, 1936 in St. Simons, Ga.

—By Fred Greetham



PAUL BROWN

Coach

Cleveland Browns (AAFC, 1946-49; NFL, 1950-62)

Miami of Ohio

Enshrined in 1967

Brown distinguished himself as an exceptionally successful coach at all levels of football. Brown organized the Browns in the AAFC in 1946, building the great Browns' dynasty with a career record of 167-53-8 from 1946-62, including four AAFC titles and three NFL crowns. He had just one losing season in 17 years. Brown's .759 career winning percentage with the Browns is the best in team history. Brown was known as a revolutionary innovator with many coaching firsts to his credit. He was elected to the Pro Football Hall of Fame before he began his tenure as coach and owner of the Cincinnati Bengals. Brown was born on Sept. 7, 1908 in Norwalk, Ohio. He died on Aug. 5, 1991 at the age of 82.

—By Fred Greetham



LEN FORD

Defensive End

6-4, 245

Los Angeles Dons (AAFC), 1948-49

Cleveland Browns, 1950-57

Green Bay Packers, 1958

Michigan

Enshrined in 1976

Ford caught 67 passes as a two-way end with the Dons in 1948-49. After the AAFC folded, the Browns converted him to a full-time defensive end. The Browns altered their defensive schemes to take advantage of his exceptional pass rushing skills. Ford overcame a serious injury in 1950 and went on to earn All-NFL honors five times from 1951-55. He played in four Pro Bowls. Throughout his career, Ford recovered 20 opponents' fumbles. He was born on Feb. 18, 1926 in Washington, D.C. Ford died March 14, 1972 at the age of 46.

—By Fred Greetham

HISTORY

Hall of Fame



FRANK GATSKI

Center

6-3, 233

Cleveland Browns (AAFC, 1946-49; NFL, 1950-1956)

Detroit Lions 1957

Marshall

Enshrined in 1985

Gatski anchored a powerful offensive line during the Browns' dominant years in the AAFC and NFL. He was known as a strong, consistent and exceptional pass blocker who never missed a game or practice in high school, college or pro football. Gatski played in 11 championship games in 12 years with his teams winning eight times. Gatski's career started as a linebacker. He was named to the All-NFL team four times. He played in the 1957 Pro Bowl. Gatski was born on March 18, 1922 in Farmington, W.Va.

—By Fred Greetham



OTTO GRAHAM

Quarterback

6-1, 196

Cleveland Browns (AAFC, 1946-49; NFL, 1950-55)

Northwestern

Enshrined in 1965

Graham was a tailback in college and was switched to a T-quarterback in the pros. Graham guided the Browns to 10 division or league crowns in 10 years. He topped all AAFC passers four times and was the NFL's leading passer for two seasons. Graham was named All-League nine of 10 years. He threw four touchdown passes in the Browns' 1950 NFL title win. He had three touchdowns running and three passing in the 1954 NFL title game. Graham's career passing totals were 23,584 yards and 174 touchdowns. He scored 276 points on 46 touchdowns in his career. Graham owns the highest single-season completion percentage in team history at 64.73, which he accomplished in 1953. Graham's No. 14 uniform was retired by the Browns. He also wore No. 60 earlier in his career with the Browns. Graham was born on Dec. 6, 1921 in Waukegan, Ill.

—By Fred Greetham



LOU GROZA

Offensive Tackle/Placekicker

6-3, 240

Cleveland Browns (AAFC, 1946-49; NFL, 1950-59, 61-67)

Ohio State

Enshrined in 1974

Groza was the last of the "original" Browns to retire. He was the regular offensive left tackle from 1947-59. Groza suffered a back injury, which forced him to miss the 1960 season. He was a kicking specialist from 1961-67. He was an All-NFL tackle six times and NFL Player of the Year in 1954. Groza played in nine Pro Bowls. His last-second field goal won the 1950 NFL title game. Groza scored 1,608 points in 21 years. He played in four AAFC and nine NFL title games. Groza owns the Browns team record for most seasons played and the most career points. He also has the record for 107 consecutive games in which he scored a point. He has the most career extra points (640) and the most field goals (233) in team history. Groza's No. 76 uniform was retired by the Browns. He also wore No. 46 during his career. The Browns' training facility is located at 76 Lou Groza Blvd., in Berea, Ohio. Groza was born on Jan. 25, 1924 in Martins Ferry, Ohio. He died on Nov. 29, 2000 at the age of 76.

—By Fred Greetham



LEROY KELLY

Running Back

6-0, 202

Cleveland Browns, 1964-73

Morgan State

Enshrined in 1994

Kelly was an eighth-round draft choice of the Browns in 1964. He started his career as a punt and kick returner until he took over for Jim Brown when Brown retired after the 1965 season. Kelly was a 1,000-yard rusher in his first three years after becoming a starter in 1966, winning NFL rushing titles in 1967 and '68. He was a two-time punt return champion, leading the NFL in 1965 and the AFC in 1971. Kelly was named All-NFL five times and named to six Pro Bowls. Kelly's career statistics included 7,274 yards rushing, 2,281 reception yards, 2,774 return yards and 12,329 combined yards. He scored 90 touchdowns in his career. Kelly holds a team single-season record with a 15.59 average on punt returns in 1965. His combined career yardage is second only to Jim Brown in team history. He was born on May 20, 1942 in Philadelphia, Pa.

—By Fred Greetham

HISTORY

Hall of Fame



DANTE LAVELLI

End

6-0, 191

Cleveland Browns (AAFC, 1946-49; NFL, 1950-56)

Ohio State

Enshrined in 1975

Lavelli played in only three college games as he served in the U.S. Infantry before turning professional. He was the top AAFC receiver as a rookie and he scored the winning touchdown in the title game in 1946. Lavelli caught 11 passes in the 1950 NFL Championship Game. He was named All-AAFC in 1946-47 and All-NFL in 1951 and '53. He played in three Pro Bowls. Lavelli caught 386 passes for 6,488 yards and 62 touchdowns in his 11-year professional career. Lavelli recorded 24 catches in six NFL title games. Lavelli was nicknamed "Glue Fingers." He was born on Feb. 23, 1923 in Hudson, Ohio.

—By Fred Greetham



MIKE McCORMACK

Tackle
6-4, 246
New York Yanks, 1951
Cleveland Browns, 1954-62
Kansas
Enshrined in 1984

McCormack was drafted by the New York Yanks in 1951. He played in his first of six Pro Bowls as a rookie. McCormack was in the U.S. Army from 1952-53 and was then traded to the Browns in a 15-player deal while he was in the service. McCormack played defensive middle guard in 1954 for the Browns. He stole the ball to set up a key Browns' touchdown in the 1954 NFL title game. McCormack excelled as an offensive right tackle for eight years from 1955-62. He was equally adept as a run blocker and pass protector. McCormack was born on June 21, 1930 in Chicago, Ill.

—By Fred Greetham

HISTORY

Hall of Fame



BOBBY MITCHELL

Wide Receiver/Halfback

6-0, 192

Cleveland Browns, 1958-61

Washington Redskins, 1962-68

Illinois

Enshrined in 1983

Mitchell was blessed with exceptional speed, balance and faking ability. He split his career as a Browns' half-back and a Redskins' flanker. Mitchell was noted in his career for his spectacular, long-distance scoring plays. He amassed 14,078 combined net yards, scored 91 touchdowns, caught 521 passes and had eight kick returns for touchdowns. Mitchell topped all NFL receivers in 1962. He surpassed 50 catches in six different years and was All-NFL twice. Mitchell played in four Pro Bowls. Mitchell still holds the Browns' career record for kickoff returns for touchdowns with three. He also holds the team's best rookie rushing average (13.36 in 1958). He was born on June 6, 1935 in Hot Springs, Ark.

—By Fred Greetham



MARION MOTLEY

Fullback

6-1, 232

Cleveland Browns (AAFC, 1946-49; NFL, 1950-53)

Pittsburgh Steelers 1955

South Carolina State, Nevada


Enshrined in 1968

Motley was known as a deadly pass blocker and a tremendous runner on the Browns' famed trap play. He also played linebacker early in his career. Motley is the all-time AAFC rushing champ. He was the NFL's top rusher in 1950. Motley was named All-AAFC three times and All-NFL in 1950. His career rushing statistics include 828 carries for 4,720 yards. His 5.7-yard career average is an AAFC record. Motley also caught 85 passes and scored 234 points in nine years. He played in the 1951 Pro Bowl. Motley holds a Browns' record with an 18.42-yard average on scrimmage yards in a game, coming off 221 yards on 12 touches against the Pittsburgh Steelers on Oct. 29, 1950. He was born on June 5, 1920 in Leesburg, Ga. He died on June 27, 1999 at the age of 79.

—By Fred Greetham

HISTORY

Hall of Fame



OZZIE NEWSOME

Tight End

6-2, 232


Cleveland Browns, 1978-90

Alabama

Enshrined in 1999

Newsome was a first-round draft pick of the Browns in 1978. He was nicknamed the "Wizard of Oz." Newsome became an instant team leader when he joined the Browns in 1978. He retired as the NFL's all-time leader in receptions for tight ends, ranking fourth among all receivers. Newsome's career statistics include 662 receptions for 7,980 yards with 47 touchdowns. He recorded his career best of 89 catches in 1983 and then repeated the feat in 1984. Newsome caught at least one pass in 150 consecutive games. He was named to the All-Pro team in 1979 and '84 and was named to three Pro Bowls. Newsome holds the Browns record for career receptions and receiving yardage. He was born on March 16, 1956 in Muscle Shoals, Ala.

—By Fred Greetham



PAUL WARFIELD

Wide Receiver

6-0, 188

Cleveland Browns, 1964-69, 76-77

Miami Dolphins, 1970-74

Ohio State

Enshrined in 1983

Warfield was drafted by both the Browns and the Buffalo Bills in 1964. He was a Browns' fixture at wide receiver before being traded to the Miami Dolphins in 1970. Warfield was a key element in the Dolphins' offenses. His mere presence on the field forced the defense to make adjustments. Warfield was fast and super-smooth and was known as a precise pattern runner. He also had exceptional hands and was an excellent blocker. In his career, Warfield caught 427 passes for 8,565 yards, including 85 touchdowns. He had a sensational 20.1-yard per catch average. Warfield was named All-NFL five times and was named to eight Pro Bowls. He was born on Nov. 28, 1942 in Warren, Ohio.

—By Fred Greetham



BILL WILLIS

Middle Guard

6-2, 213

Cleveland Browns (AAFC, 1946-49; NFL, 1950-53)

Ohio State

Enshrined in 1977

Willis was an All-America tackle at Ohio State before joining the Browns in 1946. He played both offense and defense, but excelled as a defensive middle guard. His lightning quickness was his constant trademark that earned him a job in his first pro scrimmage. Willis had a touchdown-saving tackle against the Giants that preserved the Browns win in the team's 1950 NFL title drive. He was All-AAFC three times, named All-NFL from 1950-53 and participated in three NFL Pro Bowls. Willis was born on Oct. 5, 1921 in Columbus, Ohio.

—By Fred Greetham

1950 — Marion Motley (UP, AP), Mac Speedie (UP), Bill Willis (UP). **1951** — Tony Adamle (UP), Frank Gatski (UP, AP), Otto Graham (UP, AP), Lou Groza (UP), Dub Jones (UP, AP), Dante Lavelli (UP). **1952** — Len Ford (UP, AP), Frank Gatski (AP), Otto Graham (UP), Lou Groza (UP, AP), Mac Speedie (UP), Bill Willis (UP, AP). **1953** — Len Ford (UP, AP), Frank Gatski (UP, AP), Ken Gorgal (UP), Otto Graham (UP, AP), Lou Groza (UP, AP), Dante Lavelli (UP), Tommy Thompson (UP), Bill Willis (AP). **1954** — Len Ford (UP, AP), Otto Graham (UP, AP), Lou Groza (UP, AP). **1955** — Don Colo (UP), Len Ford (UP), Frank Gatski (UP, AP), Abe Gibron (UP), Otto Graham (UP, AP), Lou Groza (UP, AP), Don Paul (UP). **1956** — None. **1957** — Jim Brown (UP, AP), Lou Groza (UP). **1958** — Jim Brown (UPI, AP). **1959** — Jim Brown (UPI, AP), Jim Ray Smith (UPI, AP).

1960 — Jim Brown (UPI, AP), Jim Ray Smith (UPI, AP). **1961** — Jim Brown (UPI, AP, NEA), Jim Ray Smith (UPI, AP, NEA). **1962** — Jim Ray Smith (NEA). **1963** — Jim Brown (UPI, AP, NEA), Dick Schafrath (AP). **1964** — Jim Brown (UPI, AP, NEA), Jim Houston (NEA), Dick Schafrath (AP, UPI), Paul Warfield (NEA). **1965** — Jim Brown (UPI, AP, NEA), Gary Collins (UPI), Jim Houston (UPI), Dick Schafrath (UPI, AP). **1966** — Gene Hickerson (NEA), Leroy Kelly (UPI, AP, NEA). **1967** — Gene Hickerson (AP, NEA, UPI), Leroy Kelly (AP, NEA, UPI). **1968** — Gene Hickerson (AP, NEA, UPI), Leroy Kelly (AP, NEA, UPI), Paul Warfield (NEA, UPI). **1969** — Gary Collins (AP, UPI), Gene Hickerson (AP, UPI), Leroy Kelly (NEA), Paul Warfield (NEA).

1970 — Gene Hickerson (UPI, PFWA). **1971** — Leroy Kelly (NEA). **1972** — Don Cockroft (NEA). **1973** — Clarence Scott (UPI). **1974** — None. **1975** — None. **1976** — Jerry Sherk (AP, NEA, PFWA). **1977** — None. **1978** — Thom Darden (NEA, PFWA). **1979** — Ozzie Newsome (PFWA).

1980 — Lyle Alzado (AP, UPI), Joe DeLamielleure (NEA, PFWA, UPI), Brian Sipe (AP, PFWA, NEA, UPI). **1981** — None. **1982** — None. **1983** — Chip Banks (AP, PFWA). **1984** — Clay Matthews (NEA), Ozzie Newsome (AP, NEA, PFWA). **1985** — None. **1986** — Chip Banks (UPI, AP), Hanford Dixon (AP, PFWA, NEA, UPI), Dan Fike (NEA), Bob Golic (AP, NEA), Frank Minnifield (UPI). **1987** — Hanford Dixon (AP, NEA, PFWA, UPI), Frank Minnifield (AP, NEA, PFWA, UPI), Bernie Kosar (UPI), Earnest Byner (UPI), Dan Fike (UPI), Carl Hairston (UPI), Cody Risien (UPI). **1988** — Hanford Dixon (AP), Frank Minnifield (AP, NEA, PFWA, UPI), Clay Matthews (UPI). **1989** — Mike Johnson (UPI), Frank Minnifield (AP, UPI), Clay Matthews (UPI), Michael Dean Perry (AP, UPI, PFWA), Webster Slaughter (AP, UPI).

1990 — Michael Dean Perry (AP, UPI, PFWA, NEA). **1991** — Michael Dean Perry (AP, USA, NEA). **1992** — None. **1993** — Eric Metcalf (AP, PFWA, UPI). **1994** — Rob Burnett (UPI) Pepper Johnson (UPI, USA), Tony Jones (AP), Michael Dean Perry (AP, UPI), Matt Stover (UPI), Eric Turner (AP, PFWA, UPI). **1995** — None. **1999** — None.

2000 — None.



HISTORY

Pro Bowl Selections

1951 — Tony Adamle, Otto Graham, Lou Groza, Weldon Humble, Marion Motley, Mac Speedie, Bill Willis. **1952** — Tony Adamle, Ken Carpenter, Len Ford, Lou Groza, Otto Graham, Dub Jones, Dante Lavelli, Bill Willis. **1953** — Len Ford, Abe Gibron, Horace Gilom, Otto Graham, Lou Groza, Bill Willis. **1954** — Len Ford, Abe Gibron, Otto Graham, Lou Groza, Harry Jagade, Tommy James, Dante Lavelli, Ray Renfro. **1955** — Don Colo, Len Ford, Frank Gatski, Abe Gibron, Otto Graham, Lou Groza, Ken Konz, Dante Lavelli. **1956** — Darrel Brewster, Don Colo, Abe Gibron, Lou Groza, Ken Konz, Fred Morrison. **1957** — Darrel Brewster, Mike McCormack, Walt Michaels, Don Paul. **1958** — Jim Brown, Bob Gain, Lou Groza, Mike McCormack, Walt Michaels, Don Paul, Ray Renfro. **1959** — Jim Brown, Don Colo, Bob Gain, Lou Groza, Walt Michaels, Don Paul, Jim Ray Smith.

1960 — Jim Brown, Bob Gain, Lou Groza, Art Hunter, Walt Michaels, Jim Ray Smith. **1961** — Jim Brown, Mike McCormack, Bobby Mitchell, Bernie Parrish, Milt Plum, Ray Renfro, Jim Ray Smith. **1962** — Jim Brown, Bob Gain, Mike McCormack, John Morrow, Milt Plum, Jim Ray Smith. **1963** — Jim Brown, Galen Fiss, Bob Gain, Bill Glass, Mike McCormack, Jim Ray Smith. **1964** — Jim Brown, Galen Fiss, Bill Glass, John Morrow, Bernie Parrish, Dick Schafrath. **1965** — Jim Brown, Bill Glass, Jim Houston, Dick Modzelewski, Frank Ryan, Dick Schafrath, Paul Warfield. **1966** — Jim Brown, Gary Collins, Gene Hickerson, Jim Houston, Frank Ryan, Dick Schafrath, Paul Wigggin, John Wooten. **1967** — Johnny Brewer, Gary Collins, Ernie Green, Gene Hickerson, Leroy Kelly, Frank Ryan, Dick Schafrath, John Wooten. **1968** — Bill Glass, Ernie Green, Gene Hickerson, Walter Johnson, Leroy Kelly, Milt Morin, Dick Schafrath, Paul Wigggin. **1969** — Erich Barnes, Gene Hickerson, Walter Johnson, Ernie Kellermann, Leroy Kelly, Milt Morin, Dick Schafrath, Paul Warfield.

1970 — Jack Gregory, Gene Hickerson, Fred Hoaglin, Jim Houston, Walter Johnson, Leroy Kelly, Bill Nelsen, Paul Warfield. **1971** — Gene Hickerson, Jim Houston, Leroy Kelly. **1972** — Leroy Kelly, Milt Morin. **1973** — None. **1974** — Greg Pruitt, Clarence Scott, Jerry Sherk. **1975** — Greg Pruitt, Jerry Sherk. **1976** — Jerry Sherk. **1977** — Greg Pruitt, Jerry Sherk. **1978** — Greg Pruitt. **1979** — Thom Darden.

1980 — Tom DeLeone, Mike Pruitt. **1981** — Joe DeLamielleure, Tom DeLeone, Doug Dieken, Mike Pruitt, Brian Sipe. **1982** — Ozzie Newsome. **1983** — Chip Banks. **1984** — Chip Banks. **1985** — Ozzie Newsome. **1986** — Chip Banks, Bob Golic, Kevin Mack, Clay Matthews, Ozzie Newsome. **1987** — Chip Banks, Hanford Dixon, Bob Golic, Frank Minnifield, Cody Risien. **1988** — Hanford Dixon, Bob Golic, Bernie Kosar, Kevin Mack, Clay Matthews, Gerald McNeil, Frank Minnifield, Cody Risien. **1989** — Hanford Dixon, Clay Matthews, Frank Minnifield.

1990 — Mike Johnson, Clay Matthews, Frank Minnifield, Michael Dean Perry, Webster Slaughter. **1991** — Mike Johnson, Michael Dean Perry. **1992** — Michael Dean Perry. **1993** — None. **1994** — Eric Metcalf, Michael Dean Perry. **1995** — Rob Burnett, Leroy Hoard, Pepper Johnson, Eric Metcalf, Michael Dean Perry, Eric Turner. **1996** — None.

2000 — None. **2001** — None.

(Year indicates the year in which Pro Bowl Game was played.)

Retired Uniform Numbers

14	Otto Graham
32	Jim Brown
45	Ernie Davis
46	Don Fleming
76	Lou Groza

A

Abdullah, Rahim (LB) Clemson.....	1999-2000
Abdul-Jabbar, Karim (RB) UCLA	1999
Abrams, Bobby (LB) Michigan	1992
Adamle, Tony (LB) Ohio State	1947-51, 1954
Adams, Chet (T) Ohio University.....	1946-48
Adams, Pete (G) Southern California.....	1974, 1976
Adams, Stefon (DB) Auburn	1990
Adams, Vashone (DB) Eastern Michigan	1995
Adams, Willis (WR) Houston	1979-85
Aelits, Rick (TE) Southeast Mississippi State	##1989
Agase, Alex (G) Illinois	1948-51
Akins, Al (RB) Washington State	1946
Aldridge, Allen (DE) Prairie View	1974
Alexander, Derrick (WR) Michigan	1994-95
Alexander, Derrick (DL) Florida State	1999
Allamon, Kyle , (TE) Texas Tech	##2000
Allen, Ermal (QB) Kentucky.....	1947
Allen, Greg (RB) Florida State	1985
Alzado, Lyle (DE) Yankton	1979-81
Ambrose, Dick (LB) Virginia	1975-83
Amstutz, Joe (C) Indiana	1957
Anderson, Herbie (DB) Texas A&I	##1992
Anderson, Preston (DB) Rice	1974
Anderson, Stuart (LB) Virginia	1984
Andrews, Billy (LB) Southeast Louisiana	1967-74
Arvie, Herman (OL) Grambling	1993-95
Askin, John (G) Notre Dame	*1987
Athas, Pete (DB) Tennessee.....	1975
Atkins, Doug (DE) Tennessee	1953-54

B

Baab, Mike (C) Texas	1982-87, 1990-91
Babich, Bob (LB) Miami (Ohio).....	1973-78
Bahr, Matt (K) Penn State	1981-89
Baker, Al (DE) Colorado State.....	1987, 1989-90
Baker, Sam (P-K) Oregon State	1960-61
Baker, Tony (RB) East Carolina	1986, 1988
Baldwin, Keith (DE) Texas A&M.....	1982-85
Baldwin, Randy (RB) Mississippi.....	#1991-94
Ball, Jerry (DT) Southern Methodist	1993, 1999
Bandison, Romeo (DL) Oregon	#1994-95
Banker, Ted (G) Southeast Mississippi State.....	1989
Banks, Carl (LB) Michigan State	1994-95
Banks, Chip (LB) Southern California.....	1982-86
Banks, Fred (WR) Liberty.....	1985
Banks, Robert (DE) Notre Dame	1989-90
Barisich, Carl (DT) Princeton.....	1973-75
Barker, Roy (DE) North Carolina.....	1999
Barnes, Erich (DB) Purdue	1965-71
Barnes, Rashidi (DB) Colorado.....	2000

Barnett, Harlon (S) Michigan State.....	1990-92
Barnett, Vincent (S) Arkansas State	*1987
Barney, Eppie (WR) Iowa State.....	1967-68
Bassett, Maurice (RB) Langston	1954-56
Bates, Michael (WR/KR) Arizona	1995
Battle, Jim (DE) Southern University.....	1966
Baugh, Tom (C) Southern Illinois.....	1989
Bavaro, Mark (TE) Notre Dame.....	1992
Beach, Walter (DB) Central Michigan.....	1963-66
Beamon, Autry (DB) East Texas State	1980-81
Beauford, Clayton (WR) Auburn	*1987
Bedell, Brad (OL) Colorado	2000
Bedosky, Mike (OL) Missouri.....	#1994
Belk, Rocky (WR) Miami.....	1983
Bell, Geno (DL) Arkansas.....	##1999
Bell, Terry (WR) Indiana State.....	*1987
Bernstein, Alex (OL) Amherst	#1999
Benz, Larry (DB) Northwestern.....	1963-65
Berry, Latin (DB) Oregon.....	1991-92
Best, Greg (S) Kansas State	1984
Bettridge, Ed (LB) Bowling Green.....	1964
Beutler, Tom (LB) Toledo	1970
Biedermann, Leo (T) California.....	1978
Bishop, Harold (TE) Louisiana State	1995
Black, James (RB) Akron.....	1984
Blandin, Ernie (T) Tulane.....	1946-47
Blaylock, Anthony (DB) Winston-Salem.....	1988-91
Bloch, Ray (T) Ohio University.....	#1981
Bobo, Orlando (G) Northeast Louisiana	1999
Boedeker, Bill (RB) No College	1947-49
Bolden, Leroy (RB) Michigan State	1958-59
Bolden, Rickey (T) Southern Methodist	1984-89
Bolton, Ron (DB) Norfolk State	1976-82
Bolzan, Scott (T) Northern Illinois.....	#1985
Booth, Issac (DB) California.....	1994-95
Borton, John (QB) Ohio State.....	1957
Bosley, Keith (OT) Eastern Kentucky	*1987
Bostic, Keith (DB) Michigan	1990
Bradley, Harold (G) Iowa.....	1954-56
Bradley, Henry (DT) Alcorn State	1979-82
Brady, Donny (DB) Wisconsin.....	1995
Braggs, Stephen (DB) Texas	1987-91
Brandon, David (LB) Memphis State.....	1991-93
Brannon, Robert (DE) Arkansas	*1987
Braziel, Larry (CB) Southern California.....	1982-85
Brennan, Brian (WR) Boston College	1984-91
Brewer, Johnny (TE-LB) Mississippi.....	1961-67
Brewster, Darrel (WR) Purdue	1952-58
Briggs, Bob (DE) Heidelberg	1971-73
Briggs, Greg (S) Texas Southern.....	#1993
Brockman, Lonnie (LB) West Virginia	#1991

HISTORY

All-Time Roster

Brohm, Jeff (QB) Louisville#2000	Carter, Alex (DE) Tennessee State.....*1987
Brooks, Clifford (DB) Tennessee State1972-74	Carver, Dale (LB) Georgia.....1983
Brooks, James (RB) Auburn1992	Cassady, Howard (RB) Ohio State1962
Brown, Bobby (WR) Notre Dame2000	Catlin, Tom (LB) Oklahoma1953-54, 1957-58
Brown, Courtney (DE) Penn State.....2000	Caylor, Lowell (DB) Miami (Ohio).....1964
Brown, Dean (DB) Fort Valley State.....1969	Chanoine, Roger (OL) Temple.....1999-2000
Brown, Eddie (DB) Tennessee.....1974-75	Chapman, Lamar (DB) Kansas State2000
Brown, James (OL) Virginia State.....2000	Charlton, Clifford (LB) Florida.....1988-89
Brown, Jerome (DL) Mississippi State.....##1993	Cherokee, George (G) Ohio State1946
Brown, Jim (RB) Syracuse.....1957-65	Childress, Freddie (T) Arkansas1992
Brown, John (T) Syracuse.....1962-66	Chiaverini, Darrin (WR) Colorado1999-2000
Brown, John III (WR) Houston.....##1992	Christensen, Jeff (QB) Eastern Illinois*1987
Brown, Ken (RB) No College1970-75	Clancy, Sam (DE) Pittsburgh1985-88
Brown, Lomas (T) Florida.....1999	Clark, Monte (T) Southern California1963-69
Brown, Orlando (T) South Carolina State1994-95, 1999	Clarke, Frank (WR) Colorado.....1957-59
Brown, Preston (KR) Vanderbilt.....1984	Clarke, Leon (WR) Southern California.....1960-62
Brown, Richard (LB) San Diego State.....1991-92	Clayborn, Raymond (CB) Texas1990-91
Brown, Stan (WR) Purdue.....1971	Cline, Ollie (RB) Ohio State1948
Brown, Terry (DB) Oklahoma State.....1976	Cockroft, Don (K-P) Adams State1968-80
Brown, Thomas (DE) Baylor.....1981, 1983	Cole, Emerson (RB) Toledo1950-52
Buben, Mark (DT) Tufts1982	Colella, Tom (P-DB) Canisius.....1946-48
Buchanan, Charles (DE) Tennessee State1988	Coleman, Greg (P) Florida A&M.....1977
Buczowski, Bob (DL) Pittsburgh.....1990	Colinet, Stalin (DL) Boston College1999-2000
Buddenberg, John (OL) Akron##1989	Collins, Gary (WR-P) Maryland.....1962-71
Buehler, George (G) Stanford.....1978-79	Collins, Larry (RB) Texas A&I1978
Bumgardner, Rex (RB) West Virginia.....1950-52	Collins, Ryan (TE) St. Thomas#1999
Bundra, Mike (DT) Southern California1964	Collins, Shawn (WR) Northern Arizona.....1992
Bundren, Jim (C) Clemson1999-2000	Colman, Doug (LB) Nebraska.....2000
Burnett, Chester (LB) Arizona2000	Colo, Don (T) Brown1953-58
Burnett, Rob (DE) Syracuse1990-95	Conjar, Larry (RB) Notre Dame.....1967
Burrell, Clinton (DB) Louisiana State.....1979-84	Connolly, Ted (G) Tulsa.....1963
Burton, Leonard (OL) South Carolina.....#1991	Conover, Frank (DL) Syracuse.....1991
Butler, Dave (LB) Notre Dame.....*1987	Contz, Bill (T) Penn State1983-86
Butler, Ray (WR) Southern California.....#1989	Cooks, Johnie (LB) Mississippi State1991
Byner, Earnest (RB) East Carolina1984-88, 1994-95	Cooper, Scott (DE) Kearney State*1987
	Copeland, Jim (G) Virginia.....1967-74
C	Coppage, Alton (DE) Oklahoma.....1946
Caldwell, Mike (LB) Middle Tennessee State1993-95	Cornell, Bo (RB) Washington.....1971-72
Caleb, Jamie (RB) Grambling.....1960, 1965	Costello, Vince (LB) Ohio University1957-66
Camp, Reggie (DE) California.....1983-87	Cotton, Fest (DT) Dayton.....1972
Campbell, Mark (TE) Michigan1999-2000	Cotton, Marcus (LB) Southern California.....1990
Campbell, Miit (RB) Indiana.....1957	Couch, Tim (QB) Kentucky1999-2000
Capers, James (LB) Central Michigan*1987	Cousineau, Tom (LB) Ohio State.....1982-85
Carollo, Joe (T) Notre Dame.....1972-73	Cowan, Bob (RB) Indiana.....1947-48
Carpenter, Chad (WR) Washington State.....##1999	Cowher, Bill (LB) North Carolina State.....1980-82
Carpenter, Ken (RB) Oregon State.....1950-53	Cox, Arthur (TE) Texas South.....1991
Carpenter, Lew (RB) Arkansas1957-58	Cox, Steve (P-K) Arkansas1981-84
Carpenter, Preston (RB) Arkansas.....1956-59	Craig, Neal (DB) Fisk.....1975-76
Carraway, Stanley (WR) West Texas State.....*1987	Craig, Reggie (WR) Arkansas.....1977
Carreker, Vince (DB) Cincinnati*1987	Craven, Bill (DB) Harvard1976
Carrier, Mark (WR) Nicholls State.....1993-94	Crawford, Mike (RB) Arizona State.....*1987

Crawford, Tim (LB) Texas Tech.....*1987
Crespino, Bob (WR) Mississippi1961-63
Crews, Ron (DE) Nevada-Las Vegas1980
Crosby, Cleveland (DE) Arizona#1980
Cureton, Will (QB) East Texas State.....1975
Cvercko, Andy (G) Northwestern.....1963

D

Dahl, Bob (OL) Notre Dame.....1992-95
Daniell, Jim (C) Ohio State.....1946
Danielson, Gary (QB) Purdue1985, 1987-88
Darden, Thom (DB) Michigan.....1972-74, 1976-81
Dark, Steve (TE) Middle Tennessee State.....#1993
Darrow, Barry (T) Montana.....1974-78
Davis, Ben (DB) Defiance.....1967-68, 1970-73
Davis, Bruce (WR) Baylor.....1984
Davis, Dick (RB) Nebraska.....1969
Davis, Gary (RB) Cal Poly-SLO.....#1981
Davis, Johnny (RB) Alabama.....1982-86, *1987
Davis, Michael (CB) Cincinnati.....1985
Davis, Oliver (DB) Tennessee State.....1977-80
Davis, Willie (DE) Grambling1958-59
Davis, Zola (WR) South Carolina1999
Dawson, Doug (G) Texas1994
Dawson, JaJuan (WR) Tulane2000
Dawson, Len (QB) Purdue.....1960-61
Dawson, Phil (K) Texas1999-2000
Dearth, James (TE) Tarleton State.....1999
DeLamielleure, Joe (G) Michigan State.....1980-84
DeLeone, Tom (C) Ohio State.....1974-84
DeLeone, Tony (P) Kent State.....*1987
Dellerba, Spiro (RB) Ohio State.....1947
DeMarco, Bob (C) Dayton1972-74
DeMarie, John (G-T) Louisiana State.....1967-75
Dennis, Al (G) Grambling1976-77
Dennison, Doug (RB) Kutztown State.....1979
Denton, Bob (DT) College of Pacific.....1960
Deschaine, Dick (DE) No College1958
Devner, Ty (QB) Brigham Young1999
Devries, Jed (OL) Utah State.....#1994, 1995
Devrow, Billy (DB) Southern Mississippi.....1967
Dewar, Jim (RB) Indiana1947
Dickey, Curtis (RB) Texas A&M1985-86
Dieken, Doug (T) Illinois1971-84
Dimler, Rich (DT) Southern California1979
Dixon, Gerald (LB) South Carolina1993-95
Dixon, Hanford (CB) Southern Mississippi1981-89
Donaldson, Gene (G) Kentucky.....1953
Douglas, Derrick (RB) Louisiana Tech.....1991
Dressel, Chris (TE) Stanford#1988
Driver, Stacey (RB) Clemson.....*1987

Dudley, Brian (S) Bethune Cookman.....*1987
Duff, Bill (DL) Tennessee.....1999
Dumont, Jim (LB) Rutgers.....1984
Dunbar, Jubilee (WR) Southern.....1974
Duncan, Brian (RB) Southern Methodist1976-77
Duncan, Ron (TE) Wittenberg.....1967
Dunn, Damon (WR) Stanford.....1999-2000
Dunn, David (WR) Fresno State.....1999
Dyra, Jeff (DL) Northwestern.....##2000

E

East, Ron (DE) Montana State1975
Eaton, Chad (DL) Washington State#1995
Echols, Donnie (TE) Oklahoma State*1987
Edwards, Earl (DT) Wichita State.....1976-78
Edwards, Marc (FB) Notre Dame.....1999-2000
Elkins, Mike (QB) Wake Forest#1991
Ellis, Ken (DB) Southern.....1977
Ellis, Ray (S) Ohio State1986-87
Ellsworth, Percy (DB) Virginia.....2000
Engel, Steve (RB) Colorado1970
Estes, Steve (OL) Colgate.....##2000
Ethridge, Ray (WR) Pasadena City#1995
Evans, Fred (RB) Notre Dame1946
Evans, Johnny (QB-P) North Carolina State1978-80
Everett, Major (RB) Mississippi College1986, *1987
Everitt, Steve (C) Michigan1993-95

F

Fairchild, Greg (G) Tulsa.....1978
Farren, Paul (T) Boston University1983-91
Feacher, Ricky (WR) Mississippi Valley.....1976-84
Fekete, Gene (RB) Ohio State.....1946
Ferguson, Charley (DE) Tennessee A&I1961
Ferguson, Vagas (RB) Notre Dame.....1983
Ferrell, Kerry (WR) Syracuse.....##1993
Fichtner, Ross (DB) Purdue.....1960-67
Figaro, Cedric (LB) Notre Dame1991-92
Fike, Dan (G) Florida1985-92
Fiss, Galen (LB) Kansas1956-66
Fleming, Don (DB) Florida.....1960-62
Flick, Tom (QB) Washington.....1984
Flint, Judson (DB) Memphis State.....1980-82
Florence, Anthony (DB) Bethune Cookman.....1991
Floyd, Chris (FB) Michigan2000
Foggie, Fred (DB) Minnesota.....1992
Fontenot, Herman (RB) Louisiana State.....1985-88
Footman, Dan (DE) Florida State1993-95
Forbes, Marlon (S) Penn State.....1999
Ford, Henry (RB) Pittsburgh.....1955
Ford, Len (DE) Michigan.....1950-57

HISTORY

All-Time Roster

Forester, Herschel (G) Southern Methodist1954-57
Fortune, Elliott (DL) Georgia Tech#1995
Francis, Jeff (QB) Tennessee1990, #1992
Franco, Brian (K) Penn State*1987
Franklin, Bobby (DB) Mississippi1960-66
Franks, Elvis (DE) Morgan State1980-84
Franz, Todd (DB) Tulsa2000
Frederick, Andy (T) New Mexico1982
Frederick, Mike (DE) Virginia1995
Freeman, Bob (QB) Auburn1957-58
Fuller, Corey (DB) Florida State1999-2000
Fullwood, Brent (RB) Auburn1990
Fulton, Dan (WR) Nebraska-Omaha1981-82
Furman, John (QB) Texas-El Paso1962

G

Gain, Bob (DT) Kentucky1952, 1954-64
Gainer, Derrick (RB) Florida A&M##1989, 1990
Galbraith, Scott (TE) UCLA1990-92
Garcia, Jim (DE) Purdue1965
Gardocki, Chris (P) Clemson1999-2000
Garlington, John (LB) Louisiana State1968-77
Gartner, Chris (K) Indiana1974
Gash, Thane (S) East Tennessee State1988-90
Gatski, Frank (C) Marshall1946-56
Gaudio, Bob (G) Ohio State1947-49, 1951
Gault, Don (QB) Hofstra1970
Gault, Prentice (RB) Oklahoma1960
George, Tim (WR) Carson-Newman1974
Gibron, Abe (G) Purdue1950-56
Gibson, Damon (WR) Iowa1999
Gibson, Tom (DE) Northern Arizona1989-90
Gillom, Horace (P-WR) Nevada1947-56
Gillmore, Corey (RB) San Diego State*1987
Glass, Bill (DE) Baylor1962-68
Glass, Chip (TE) Florida State1969-73
Goad, Tim (DT) North Carolina1995
Goebel, Brad (QB) Baylor1992-94
Goins, Robert (S) Grambling*1987
Golc, Bob (DT) Notre Dame1982-88
Goode, Don (LB) Kansas1980-81
Goosby, Tom (LB) Baldwin Wallace1963
Gorgal, Ken (DB) Purdue1950, 1953-54
Goss, Don (DT) Southern Methodist1956
Gossett, Jeff (P) Eastern Illinois1983, 1985-87
Graf, Dave (LB) Penn State1975-79
Graham, Jeff (QB) Long Beach State##1989
Graham, Otto (QB) Northwestern1946-55
Grant, Wes (DE) UCLA1972
Graybill, Mike (OL) Boston University1989
Grayson, David (LB) Fresno State*1987-90

Graziani, Tony (QB) Oregon#2000
Green, Boyce (RB) Carson-Newman1983-85
Green, David (RB) Edinboro State1982
Green, Ernie (RB) Louisville1962-68
Green, Ron (WR) North Dakota1967-68
Green, Van (DB) Shaw1973-76
Greenwood, Don (RB) Illinois1946-47
Greer, Terry (WR) Alabama State1986
Gregory, Jack (DE) Delta State1967-71, 1979
Griffin, Don (CB) Middle Tennessee State1994-95
Grigg, Forrest (DT) Tulsa1948-51
Griggs, Anthony (LB) Ohio State1986-88
Gross, Al (S) Arizona1983-87
Groves, George (G) Marquette1946
Groza, Lou (T-K) Ohio State1946-59, 1961-67
Gruber, Bob (OT) Pittsburgh1986
Guilbeau, Rusty (LB) McNeese State*1987

H

Hairston, Carl (DE) Maryland-East Shore1984-89
Hairston, Stacey (DB) Ohio Northern1993-94
Haley, Darryl (OL) Utah*1987-88
Hall, Charlie (LB) Houston1971-80
Hall, Dana (S) Washington1995
Hall, Dino (KR-RB) Glassboro State1979-83
Haller, Alan (DB) Michigan State1992
Hamilton, Michael (LB) North Carolina A&T2000
Hannemann, Cliff (LB) Fresno State*1987
Hanulak, Chet (RB) Maryland1954, 1957
Hansen, Brian (P) Sioux Falls1991-93
Harper, Mark (CB) Alcorn State1986-90
Harraway, Charley (RB) San Jose State1966-68
Harrington, John (DE) Marquette1946
Harris, Duriel (WR) New Mexico State1984
Harris, Jon (DE) Virginia#1999
Harris, Marshall (DE) Texas Christian1980-82
Harris, Odie (DB) Sam Houston State1991-92
Hartley, Frank (TE) Illinois1994-95
Harvey, Frank (FB) Georgia##1994
Haynes, Hayward (OL) Florida State##1991
Hawkins, Ben (WR) Arizona State1974
Helluin, Jerry (DT) Tulane1952-53
Herring, Hal (LB) Auburn1950-52
Hickerson, Gene (G) Mississippi1958-60, 1962-73
Hilgenberg, Jay (C) Iowa1992
Hill, Calvin (RB) Yale1978-81
Hill, Jim (DB) Texas A&I1975
Hill, Madre (RB) Arkansas1999
Hill, Travis (LB) Nebraska1994-95
Hill, Will (S) Bishop College1988
Hilliard, Randy (CB) Louisiana State1990-93

Hoaglin, Fred (C) Pittsburgh.....	1966-72	James, Nathaniel (DB) Florida A&M.....	1968
Hoard, Leroy (RB) Michigan.....	1990-95	James, Tommy (DB) Ohio State.....	1948-55
Hoggard, D.D. (CB) North Carolina State.....	1985-87	Jefferson, Ben (T) Maryland.....	##1989, 1990
Holden, Steve (WR) Arizona State.....	1973-76	Jefferson, John (WR) Arizona State.....	1985
Holland, Darius (DT) Colorado.....	1999-2000	Jenkins, Al (G) Tulsa.....	1969-70
Holland, Jamie (WR) Ohio State.....	1992	Johnson, Bill (DL) Michigan State.....	1992-94
Holloway, Glen (G) North Texas State.....	1974	Johnson, Eddie (LB) Louisville.....	1981-90
Holoahan, Pete (TE) Notre Dame.....	1992	Johnson, Kevin (WR) Syracuse.....	1999-2000
Holt, Harry (TE) Arizona.....	1983-86	Johnson, Lawrence (DB) Wisconsin.....	1979-84
Hooker, Fair (WR) Arizona State.....	1969-74	Johnson, Lee (P) Brigham Young.....	1987-88
Hoover, Houston (G) Jackson State.....	1993	Johnson, Mark (LB) Missouri.....	1977
Hopkins, Thomas (T) Alabama A&M.....	1983	Johnson, Mike (LB) Virginia Tech.....	1986-93
Horn, Alvin (DB) Nevada-Las Vegas.....	*1987	Johnson, Mitch (T) UCLA.....	1971
Horn, Don (QB) San Diego State.....	1973	Johnson, Pepper (LB) Ohio State.....	1993-95
Horvath, Les (RB) Ohio State.....	1949	Johnson, Ron (RB) Michigan.....	1969
Houston, Jim (DE-LB) Ohio State.....	1960-72	Johnson, Walter (DT) California State (Los Angeles).....	1965-76
Houston, Lin (G) Ohio State.....	1946-53	Joiner, Vernon (WR) Maryland.....	1989-90
Howard, Sherman (RB) Nevada.....	1952-53	Jones, Bobby (WR) No College.....	1983
Howell, Mike (DB) Grambling.....	1965-72	Jones, Dave (WR) Kansas State.....	1969-71
Howton, Bill (WR) Rice.....	1959	Jones, Dub (WR) Tulane.....	1948-55
Humble, Weldon (LB) Rice.....	1947-50	Jones, Edgar (RB) Pittsburgh.....	1946-49
Hunt, Bob (RB) Heidelberg.....	1974	Jones, George (RB) San Diego State.....	1999
Hunter, Art (C) Notre Dame.....	1956-59	Jones, Homer (WR) Texas Southern.....	1970
Hunter, Earnest (RB) Southeast Oklahoma State.....	1995	Jones, James (DL) Northern Iowa.....	1991-94
Hutchinson, Tom (WR) Kentucky.....	1963-65	Jones, Jock (LB) Virginia Tech.....	1990-91
Hutchison, Chuck (G) Ohio State.....	1973-75	Jones, Joe (DE) Tennessee State.1970-71, 1973, 1975-78	
Huther, Bruce (LB) New Hampshire.....	1981	Jones, Keith (RB) Nebraska.....	1989
Hynoski, Henry (RB) Temple.....	1975	Jones, Kirk (RB) UNLV.....	*1987
<hr/>			
Ilggenfritz, Mark (DE) Vanderbilt.....	1974	Jones, Lenoy (LB) Texas Christian.....	1999-2000
Ingram, Darryl (TE) California.....	1991	Jones, Marlon (DE) Central State.....	1987-89
Irons, Gerald (LB) Maryland-East Shore.....	1976-79	Jones, Reginald (CB) Memphis State.....	##1994
Isaia, Sale (OL) UCLA.....	##1995	Jones, Ricky (LB) Tuskegee.....	1977-1979
Isbell, Joe Bob (G) Houston.....	1966	Jones, Ricky (WR) Alabama State.....	##1992
<hr/>			
Jackson, Alfred (DB) San Diego State.....	1991-92	Jones, Selwyn (DB) Colorado State.....	1993, ##1994
Jackson, Bill (S) North Carolina.....	1982	Jones, Tony (OT) Western Carolina.....	1988-1995
Jackson, Enis (CB) Memphis State.....	*1987	Jordan, Henry (DT) Virginia.....	1957-58
Jackson, Lenzie (WR) Arizona State.....	2000	Jordan, Homer (QB) Clemson.....	*1987
Jackson, Michael (WR) Southern Mississippi.....	1991-95	Junkin, Mike (LB) Duke.....	1987-88
Jackson, Raymond (DB) Colorado State.....	1999-2000	Jurkovic, John (DT) Eastern Illinois.....	1999
Jackson, Rich (DE) Southern.....	1972	<hr/>	
Jackson, Robert E. (G) Duke.....	1975-85	K	
Jackson, Robert L. (LB) Texas A&M.....	1978-81	Kafentzis, Mark (S) Hawaii.....	1982
Jacobs, Dave (K) Syracuse.....	1981	Kanicki, Jim (DT) Michigan State.....	1963-69
Jacobs, Tim (CB) Delaware.....	1993-95	Kapner, Alex (G) Northwestern.....	1946-47
Jaeger, Jeff (K) Washington.....	1987	Katolin, Mike (C) San Jose State.....	*1987
Jagade, Harry (RB) Indiana.....	1951-53	Kauric, Jerry (K) Kennedy Collegiate.....	1990
James, Lynn (WR) Arizona State.....	1991	Kellermann, Ernie (DB) Miami (Ohio).....	1966-71
		Kelley, Chris (TE) Akron.....	*1987
		Kelly, Leroy (RB) Morgan State.....	1964-73
		Kemp, Perry (WR) California (Pa.).....	*1987
		Killian, P.J. (LB) Virginia.....	##1994

HISTORY

All-Time Roster

Kinard, Billy (DB) Mississippi	1956
Kinchen, Brian (TE) Louisiana State	1991-95
King, Don (T) Kentucky	1954
King, Ed (OL) Auburn	1991-93
King, Joe (DB) Oklahoma State	1991
Kingrea, Rick (LB) Tulane	1971-72
Kirby, Terry (RB) Virginia	1999
Kirk, Randy (LB) San Diego State	1991
Kissell, John (T) Boston College	1950-52, 1954-56
Kmet, Frank (NT) Purdue	##1992
Kolesar, Bob (G) Michigan	1946
Konz, Ken (DB) Louisiana State	1953-59
Kosar, Bernie (QB) Miami (Fla.)	1985-93
Kosikowski, Frank (WR) Notre Dame	1948
Kovaleski, Mike (LB) Notre Dame	*1987
Kramer, Kyle (S) Bowling Green	1989
Kreitling, Rich (WR) Illinois	1959-63
Krerowicz, Mark (G) Ohio State	##1985
Kuechenberg, Rudy (LB) Purdue	*1987
Kuehl, Ryan (DT) Virginia	1999-2000
Kyle, Jason (LB) Arizona State	1999

L

Lahr, Warren (DB) Western Reserve	1948-59
LaMontagne, Noel (OL) Virginia	2000
Landry, George (RB) Lamar	*1987
Lane, Gary (QB) Missouri	1966-67
Langham, Antonio (CB) Alabama	1994-95, 1999
Langhorne, Reggie (WR) Elizabeth City State	1985-91
Lauter, Steve (S) San Diego State	*1987
Lavelli, Dante (WR) Ohio State	1946-56
Lee, Barry (C) Grambling	*1987
Lee, Marcus (RB) Syracuse	1994
Lefear, Billy (WR) Henderson State	1972-75
Leigh, Charles (RB) No College	1968-69
Leomiti, Carlson (OL) San Diego State	##1994
LeVeck, Jack (LB) Ohio University	1975
Lewis, Cliff (QB) Duke	1946-51
Lewis, Darryl (TE) Texas-Arlington	1984
Lewis, Leo (PR) Missouri	1990
Lewis, Stan (DE) Wayne State (Neb.)	1975
Lilja, George (G-T) Michigan	1984-86
Linden, Errol (T) Houston	1961
Lindsay, Everett (OL) Mississippi	2000
Lindsey, Dale (LB) Western Kentucky	1965-72
Lingenfelter, Bob (T) Nebraska	1977
Lingmerth, Goran (K) Northern Arizona	*1987
Little, Earl (DB) Miami (Fla.)	1999-2000
Lloyd, Dave (LB) Georgia	1959-61
Logan, Dave (WR) Colorado	1976-83
Logan, Ernie (DL) East Carolina	1991-93

London, Tom (DB) North Carolina State	1978
Long, Mel (LB) Toledo	1972-74
Loomis, Ace (RB) LaCrosse State	1952
Lucci, Mike (LB) Tennessee	1962-64
Luck, Terry (QB) Nebraska	1977
Luneberg, Chris (OL) West Chester	##1993
Lund, Bill (RB) Case Tech	1946-47
Lyle, Rick (DE) Missouri	1994, ##1995
Lyons, Damion (DB) UCLA	##1994
Lyons, Robert (S) Akron	1989

M

Maceau, Mel (C) Marquette	1946-48
Macerelli, John (G) St. Vincent	1956
Mack, Kevin (RB) Clemson	1985-93
Majors, Bobby (DB) Tennessee	1972
Malbrough, Anthony (DB) Texas Tech	2000
Malone, Ralph (DE) Georgia Tech	1986
Manoa, Tim (FB) Penn State	1987-89
Marangi, Gary (QB) Boston College	##1977
Marshall, Dave (LB) Eastern Michigan	1984
Marshall, Jim (DE) Ohio State	1960
Martin, Jamie (QB) Weber State	##1999
Martin, Jim (DT) Notre Dame	1950
Mason, Larry (RB) Troy State	*1987
Massey, Carlton (DE) Texas	1954-56
Matheson, Bob (LB) Duke	1967-70
Matthews, Clay (LB) Southern California	1978-93
Mayne, Lewis (RB) Texas	1947
Mays, Dave (QB) Texas Southern	1976-77
McCade, Mike (WR) Nevada-Las Vegas	*1987
McCardell, Keenan (WR) Nevada-Las Vegas	1992-95
McClung, Willie (DT) Florida A&M	1958-59
McCollum, Andy (OL) Toledo	##1994
McCormack, Hurvin (DL) Indiana	1999
McCormack, Mike (T) Kansas	1954-62
McCusker, Jim (T) Pittsburgh	1963
McCutcheon, Daylon (CB) Southern California	1999-2000
McDonald, Paul (QB) Southern California	1980-85
McDonald, Tommy (WR) Oklahoma	1968
McGonnigal, Bruce (TE) Virginia	1991
McKay, Bob (T) Texas	1970-75
McKenzie, Keith (DE) Ball State	2000
McKenzie, Rich (DE) Penn State	1995
McKinney, Jeremy (T) Iowa	1999
McKinnis, Hugh (RB) Arizona State	1973-75
McLemore, Tom (TE) Southern	1993-94
McMahon, Jim (QB) Brigham Young	##1995
McMillan, Erik (S) Missouri	1993
McNeil, Clifton (WR) Grambling	1964-67
McNeil, Gerald (WR/KR) Baylor	1986-89

McNeil, Ryan (CB) Miami (Fla.)1999
McTyer, Tim (S) Brigham Young1999
Memmelar, Dale (G) Wyoming1964-65
Metcalf, Eric (RB) Texas1989-94
Meylan, Wayne (LB) Nebraska1968-69
Michaels, Walt (LB) Washington & Lee1952-61
Middleton, Ron (TE) Auburn1989
Miller, Arnold (DL) Louisiana State1999-2000
Miller, Cleo (RB) Arkansas AM&N1975-82
Miller, Jamir (LB) UCLA1999-2000
Miller, Mark (QB) Bowling Green1978-79
Miller, Matt (T) Colorado1979-82
Miller, Nick (LB) Arkansas1987
Miller, Willie (WR) Colorado State1975-76
Milstead, Rod (G) Delaware State#1993
Minniear, Randy (RB) Purdue1970
Minnifield, Frank (CB) Louisville1984-92
Mitchell, Alvin (DB) Morgan State1968-69
Mitchell, Bobby (RB) Illinois1958-61
Mitchell, Mack (DE) Houston1975-78
Modzelewski, Dick (DT) Maryland1964-66
Modzelewski, Ed (RB) Maryland1955-59
Mohring, John (LB) C.W. Post1980
Monroe, Rod (TE) Cincinnati##2000
Montgomery, Cleotha (KR) Abilene Christian1981
Moog, Aaron (DE) Nevada-Las Vegas*1987
Moore, Eric (OL) Indiana1995
Moore, Marty (LB) Kentucky2000
Moore, Stevon (DB) Mississippi1992-95
Moriarty, Pat (RB) Georgia Tech1979
Morin, Miit (TE) Massachusetts1966-75
Morris, Chris (T) Indiana1972-73
Morris, Joe (RB) Syracuse1991
Morris, Mike (C) Northeast Mississippi State1990
Morrison, Fred (RB) Ohio State1954-56
Morrison, Reece (RB) Southwest Texas State1968-72
Morrow, John (C) Michigan1960-66
Morze, Frank (C) Boston College1962-63
Moseley, Mark (K) Stephen F. Austin1986
Mosselle, Dom (RB) Superior (Wisconsin) State College1950
Mostardi, Richard (DB) Kent State1960
Motley, Marion (RB) Nevada1946-53
Murphy, Fred (WR) Georgia Tech1960
Mustafa, Isaiah (WR) Arizona State##1999
Mustafaa, Najee (CB) Georgia Tech1999
Myslinski, Tom (OL) Tennessee##1992

N

Nagler, Gern (WR) Santa Clara1960-61
Nave, Stevan (LB) Kansas*1987
Nelsen, Bill (QB) Southern California1968-72

Neujahr, Quentin (OL) Kansas State#1995
Newman, Patrick (WR) San Diego State1994
Newsome, Ozzie (TE) Alabama1978-90
Newsome, Vince (DB) Washington1991-92
Nicolas, Scott (LB) Miami1982-86
Ninowski, Jim (QB) Michigan State1958-59, 1962-66
Noll, Chuck (G-LB) Dayton1953-59
Northcutt, Dennis (WR) Arizona2000
Nugent, Terry (QB) Colorado State#1984
Nutting, Ed (DT) Georgia Tech1961

O

O'Brien, Francis (T) Michigan State1959
O'Connell, Tom (QB) Illinois1956-57
O'Connor, Bill (DE) Notre Dame1949
O'Connor, Drew (WR) Maine##2000
O'Hara, Shaun (OL) Rutgers2000
Oben, Roman (OT) Louisville2000
Oden, McDonald (TE) Tennessee State1980-82
Odom, Clifton (LB) Texas-Arlington1980
Ogle, Kendall (LB) Maryland1999
Oliphant, Mike (RB) Puget Sound1989-91
Oliver, Bob (DE) Abilene Christian1969
Oristaglio, Bob (DE) Pennsylvania1951
Owens, Kerry (LB) Arkansas##1989

P

Pagel, Mike (QB) Arizona State1986-90
Palelei, Lonnie (OL) Nevada-Las Vegas#1995
Palmer, Derrell (DT) Texas Christian1949-53
Palmer, Randy (TE) Texas A&M (Kingsville)1999
Palumbo, Sam (LB) Notre Dame1955-56
Parilli, Vito (QB) Kentucky1956
Parker, Frank (DT) Oklahoma State1962-64, 1966-67
Parker, Jerry (LB) Central State*1987
Parris, Gary (TE) Florida State1975-78
Parrish, Bernie (DB) Florida1959-66
Parseghian, Ara (RB) Miami (Ohio)1948-49
Patten, David (WR) Western Carolina2000
Patten, Joel (T) Duke1980
Paul, Don (DB) Washington State1954-58
Payton, Eddie (KR) Jackson State1977
Pederson, Doug (QB) Northeast Louisiana2000
Peebles, Danny (WR) North Carolina State1991
Pena, Bob (G) Massachusetts1972
Perini, Pete (RB) Ohio State1955
Perry, Michael Dean (DE) Clemson1988-94
Perry, Rod (CB) Colorado1983-84
Peters, Floyd (DT) San Francisco State1959-62
Peters, Tony (DB) Oklahoma1975-78
Petersen, Ted (T) Eastern Illinois1984

HISTORY

All-Time Roster

Petibon, John (DB) Notre Dame	1955-56
Phelps, Don (RB) Kentucky	1950-51
Philcox, Todd (QB) Syracuse	1991-93
Phipps, Mike (QB) Purdue	1970-76
Pierce, Calvin (FB) Eastern Illinois	*1987
Pierce, Steve (WR) Illinois	*1987
Pietrosante, Nick (RB) Notre Dame	1966-67
Pike, Chris (DL) Tulsa	1989-90
Piskor, Ray (T) Niagara	1947
Pitts, Frank (WR) Southern	1971-73
Pitts, John (DB) Arizona State	1975
Pizzo, Joe (QB) Mars Hill	*1987
Pleasant, Anthony (DE) Tennessee State	1990-95
Plum, Milt (QB) Penn State	1957-61
Polley, Tom (LB) Nevada-Las Vegas	*1987
Poole, Larry (RB) Kent State	1975-77
Pope, Marquez (S) Fresno State	1999
Poumele, Pulu (G) Arizona	##1995
Powell, Craig (LB) Ohio State	1995
Powell, Preston (RB) Grambling	1961
Powell, Ronnie (WR) Northwestern State	1999
Powers, Ricky (RB) Michigan	1995
Prentice, Travis (RB) Miami (Ohio)	2000
Prestel, Jim (T) Idaho	1960
Pritchett, Billy (RB) West Texas State	1975
Pruitt, Greg (RB) Oklahoma	1973-81
Pruitt, Mike (RB) Purdue	1976-84
Ptacek, Bob (QB) Michigan	1959
Pucci, Ben (DT) No College	1948
Putnam, Duane (G) College of Pacific	1961
Pupua, Tau (DT) Weber State	#1995
Puzzuoli, Dave (NT) Pittsburgh	1983-87
Pyne, Jim (G) Virginia Tech	1999-2000

Q

Quinlan, Bill (DE) Michigan State	1957-58
Quinlan, Voiney (RB) San Diego State	1956
Quinton, Dustin (OL) Nevada-Las Vegas	##1991

R

Raimey, Dave (DB) Michigan	1964
Rainer, Wali (LB) Virginia	1999-2000
Rakoczy, Gregg (OL) Miami	1987-90
Ratterman, George (QB) Notre Dame	1952-56
Rechichar, Bert (DB) Tennessee	1952
Redden, Barry (RB) Richmond	1989-90
Reeves, Ken (OL) Texas A&M	1990
Reeves, Walter (TE) Auburn	1994-95
Rehberg, Scott (OL) Central Michigan	1999
Renfro, Ray (WR) North Texas State	1952-63
Reynolds, Billy (RB) Pittsburgh	1953-54, 1957

Reynolds, Chuck (C) Tulsa	1969-70
Rhett, Errict (RB) Florida	2000
Rhyme, Jerry (QB) Tulsa	1969
Rich, Randy (DB) New Mexico	1978-79
Richardson, Gloster (WR) Jackson State	1972-74
Riddick, Louis (DB) Pittsburgh	1993-95
Rienstra, John (OL) Temple	1991-92
Righetti, Joe (DT) Waynesburg	1969-70
Risien, Cody (T) Texas A&M	1979-83, 1985-89
Rison, Andre (WR) Michigan State	1995
Roan, Oscar (TE) Southern Methodist	1975-78
Robbins, Kevin (OT) Michigan State	##1989, 1990
Roberts, Walter (WR) San Jose State	1964-66
Robinson, Billy (DB) Arizona State	*1987
Robinson, DeJuan (DB) Northern Arizona	*1987
Robinson, Fred (G) Washington	1957
Robinson, Mike (DE) Arizona	1981-82
Rockins, Chris (S) Oklahoma State	1984-87
Rogers, Don (S) UCLA	1984-85
Rogers, Tyrone (DL) Alabama State	1999-2000
Rokisky, John (DE) Duquesne	1946
Roman, Nick (DE) Ohio State	1972-74
Romaniszyn, Jim (LB) Edinboro State	1973-74
Rose, Ken (LB) Nevada-Las Vegas	1990
Rouson, Lee (RB) Colorado	1991
Rowe, Patrick (WR) San Diego State	1993
Rowell, Eugene (WR) Southern Mississipp.	1990
Roye, Orpheus (DL) Florida State	2000
Rucker, Reggie (WR) Boston University	1975-81
Ruhman, Chris (OL) Texas A&M	1999
Runager, Max (P) South Carolina	1988
Rusinek, Mike (NT) California	*1987
Ryan, Frank (QB) Rice	1962-68
Rymkus, Lou (T) Notre Dame	1946-51
Rypien, Mark (QB) Washington State	1994

S

Saban, Lou (LB) Indiana	1946-49
Sabatino, Bill (DT) Colorado	1968
Sagapolutele, Pio (DL) Hawaii	1991-95
St. Clair, Mike (DE) Grambling	1976-79
Salaam, Rashaan (RB) Colorado	1999
Saleh, Tarek (FB) Wisconsin	1999-2000
Sanders, Lewis (DB) Maryland	2000
Sandusky, John (T) Villanova	1950-55
Sanford, Lucius (LB) Georgia Tech	1987
Santiago, O.J. (TE) Kent State	#2000
Scales, Charley (RB) Indiana	1962-65
Scarry, Mike (C) Waynesburg	1946-47
Schafraath, Dick (G-T) Ohio State	1959-71
Schoen, Tom (DB) Notre Dame	1970

HISTORY

All-Time Roster

Trumbull, Rick (OL) Missouri#1991
Tucker, Travis (TE) Southern Connecticut State...1985-1987
Tupa, Tom (QB-P) Ohio State.....#1993, 1994-95
Turnbow, Jesse (DT) Tennessee1978
Turner, Eric (S) UCLA.....1991-95
Turner, Kevin (LB) Pacific.....1982

U

Ulinski, Ed (G) Marshall.....1946-49
Upshaw, Marvin (DE) Trinity1968-69

V

Van Dyke, Ralph (T) Southern Illinois*1987
Van Pelt, Brad (LB) Michigan State1986
Vardell, Tommy (RB) Stanford1992-95
Verser, David (WR) Kansas*1987

W

Wagner, Bryan (P) Cal-State Northridge1989-90
Walters, Van (LB) Indiana1988-91
Walker, Dwight (RB-WR) Nicholls State.....1982-84
Wallace, Calvin (DE) West Virginia Tech*1987
Walls, Everson (DB) Grambling.....1992-93
Walters, Dale (P) Rice.....*1987
Ward, Carl (DB) Michigan.....1967-68
Warfield, Paul (WR) Ohio State1964-69, 1976-77
Washington, Brian (S) Nebraska.....1988
Washington, Marcus (DB) Colorado#1999
Watkins, Tom (RB) Iowa State1961
Watson, Karlton (QB) Winston-Salem*1987
Watson, Louis (WR) Mississippi Valley State.....*1987
Watson, Remi (WR) Bethune-Cookman*1987
Weathers, Clarence (WR) Delaware State.....1985-88
Weathers, Curtis (TE-LB) Mississippi.....1979-85
Webb, Ken (RB) Presbyterian1963
Weber, Chuck (DE) West Chester State1955-56
Webster, Larry (DT) Maryland1995
White, Bob (RB) Stanford1955
White, Charles (RB) Southern California....1980-82, 1984
White, Jamel (RB) South Dakota.....2000
White, James (DE) Louisiana State#1985
White, Lorenzo (RB) Michigan State1995
Whitlow, Bob (C) Arizona1968
Whitwell, Mike (WR-S) Texas A&M1982-83
Wiggin, Paul (DE) Stanford1957-67
Wilburn, Barry (CB) Mississippi1992
Wilkerson, Gary (DB) Penn State#1989
Wilkinson, Jerry (DE) Oregon State1980
Williams, A.D. (WR) College of Pacific1960
Williams, Arthur (WR) Abilene Christian.....*1987
Williams, Clarence (RB) Washington State1993

Williams, Gene (T-G) Iowa State.....1993-94
Williams, James (LB) Mississippi State1999
Williams, Larry (G) Notre Dame.....1986-88
Williams, Lawrence (KR) Texas Tech1977
Williams, Ray (WR) Clemson*1987
Williams, Sidney (LB) Southern1964-66
Williams, Stacy (DB) East Texas State*1987
Williams, Tony (T) Kansas State1993
Williams, Wally (C) Florida A&M1993-95
Willis, Bill (G-LB) Ohio State1946-53
Wilson, Tom (RB) No College1962
Wilson, Troy (CB) Notre Dame.....*1987
Wingle, Blake (G) UCLA*1987
Winslow, George (P) Villanova1987
Winters, Frank (C) Western Illinois.....1987-88
Wise, Mike (DL) California-Davis1991
Wiska, Jeff (G) Michigan State.....1986
Wohlabaugh, Dave (C) Syracuse.....1999-2000
Wolfley, Ron (RB) West Virginia.....1992-93
Woods, Rob (OL) Arizona1991
Woolesey, Rolly (DB) Boise State1977
Wooten, John (G) Colorado1959-67
Wren, Junior (DB) Missouri1956-59
Wright, Alvin (NT) Jacksonville State1992
Wright, Felix (S) Drake1985-90
Wright, George (DT) Sam Houston.....1972
Wright, Keith (WR-KR) Memphis State.....1978-80
Wycinsky, Craig (G) Michigan State1972
Wynn, Spergon (QB) Southwest Texas State.....2000

Y

Yanchar, Bill (DT) Purdue.....1970
Yonokor, John (DE) Notre Dame.....1946-49
Young, George (DE) Georgia.....1946-53
Young, Glen (WR) Mississippi.....1984-85, 1987-88
Youngblood, George (DB) California State (Los Angeles) 1967
Youngelman, Sid (DT) Alabama1959

Z

Zahursky, Steve (OL) Kent State.....1999-2000
Zeier, Eric (QB) Georgia1995
Zeno, Lance (C) UCLA1992-93

*Denotes replacement player during 1987 players' strike.

#On active roster, but did not play in a game.

##On practice squad, but did not play in a game.

HISTORY

Head Coaches

COACH	YEARS	RECORD
Paul Brown	1946-1962	167-53-8 (.759)
Blanton Collier	1963-1970	79-38-2 (.675)
Nick Skorich	1971-1974	30-26-2 (.536)
Forrest Gregg	1975-1977	18-23-0 (.439)
Dick Modzelewski	1977*	0-1-0 (.000)
Sam Rutigliano	1978-1984	47-51-0 (.480)
Marty Schottenheimer	1984-1988	46-31-0 (.597)
Bud Carson	1989-1990	12-14-1 (.463)
Jim Shofner	1990*	1-7 (.125)
Bill Belichick	1991-1995	37-45 (.451)
Chris Palmer	1999-2000	5-27 (.156)
Butch Davis	2001-	
* Interim Head Coaches		Includes playoff games

Assistant Coaches (1946-95, 1999-2001)

Ernie Adams - 1991-95	Romeo Crennel - 2000
Dave Adolph - 1979-84, 1986-88	Steve Crosby - 1985, 1991-95
Bruce Arians - 2001	John David Crow - 1972-73
Phil Banko - 2001	Joe Daniels - 1983-84
Jim Bates - 1991-93, 1995	Billy Davis - 1999
Raymond Berry - 1976-77	Charlie Davis - 1986-87
Tom Bettis - 1985	Rod Dowhower - 1994
Paul Bixler - 1954-62	Bill Edwards - 1947-48
Don Blackmon - 1991	Dick Evans - 1960-63
Todd Bowles - 2001	Weeb Ewbank - 1949-53
Zeke Bratkowski - 1990	Jon Fabris - 2000
Ray Braun - 1988	Mike Faulkner - 1990
Chuck Bresnahan - 1994-95	Foge Fazio - 2001
John Brickels - 1946-48	Kirk Ferentz - 1993-95
Howard Brinker - 1952-73	Len Fontes - 1980-82
Clarence Brooks - 1999	Dick Gallagher - 1947-49, 1955-59
Buck Buchanan - 1978	Pete Garcia - 2001
Jacob Burney - 1994-95	Jim Garrett - 1978-84
Jerry Butler - 1999-2000	Doug Gerhart - 1975
Keith Butler - 1999-2001	Forrest Gregg - 1974
Pete Carmichael - 2000	Al Groh - 1992
Pete Carmichael, Jr. - 2000	Lou Groza - 1968-69
Blanton Collier - 1946-53, 1962, 1975-76	Paul Hackett - 1981-82
William (Red) Conkright - 1946	Steve Hagen - 2001
Walt Corey - 1975-77	Ray Hamilton - 2001
Bill Cowher - 1985-88	Fritz Heisler - 1946-70

HISTORY

Assistant Coaches (1946-95, 1999-2001)

Pat Hill - 1993-95
Jerry Holmes - 1999-2000
John Hufnagel - 1999-2000
Jed Hughes - 1989
Rod Humenuik - 1975-82
Hal Hunter - 1989-92
Lindy Infante - 1986-87
Stan Jones - 1989-90
William (Dub) Jones - 1963-67
Tim Jorgensen - 1999-2001
Howard Keys - 1970-71
Joe Kim - 2000
Billy Kinard - 1976-77
Rich Kotite - 1978-82
Greg Landry - 1985
Paul Lanham - 1989-90
Dale Lindsey - 1974
Dick MacPherson - 1978-80
Eric Mangini - 1995
Richard Mann - 1985-93
Richie McCabe - 1971-75
Todd McNair - 2001
Mark Michaels - 1999-2000
Creighton Miller - 1946
John Mitchell - 1991-93
Dick Modzelewski - 1968-77
Howard Mudd - 1983-88
Bob Nussbaumer - 1966-71
Scott O'Brien - 1991-95
Tom Olivadotti - 1985-86
Chuck Pagano - 2001
Bob Palcic - 1999
Joe Pendry - 1985-88
Ray Perkins - 1999-2000
John Petercuskie - 1978-84
Rob Phillips - 2001
Mike Pitts - 2000
Fran Polsfoot - 1972-74
Joe Popp - 1989-90
Dick Portee - 1999
Tom Pratt - 1981-88
Ray Prochaska - 1971-72
Dan Radakovich - 1989-90
Dave Redding - 1982-88
Terry Robiskie - 2001
Jerry Rosburg - 2001
Keith Rowen - 1984
Nick Saban - 1991-94
Phil Savage - 1991-93
Joe Scannella - 1982-84
Kurt Schottenheimer - 1987-88
Marty Schottenheimer - 1980-84
George Sefcik - 1975-77, 1989-90
John Settle - 1995
Mike Sheppard - 1993-95
Jim Shofner - 1978-80, 1990
Jerry Simmons - 1991-95
Nick Skorich - 1964-70
Bob Slowik - 1999
Aril Smith - 1999
Carl Smith - 2001
Jerry Smith - 1973
Tom Spann - 1995
Tony Sparano - 1999-2000
Kevin Spencer - 1991-94
Al Tabor - 1972-77
Lionel Taylor - 1989-90
Timmy Temerario - 1950-51
John Teerlinck - 1989-90
Gary Tranquill - 1991-93
Marc Trestman - 1988-89
Ed Ulinski - 1954-70
Jim Vechiarella - 1990
Rick Venturi - 1994-95
Bob Voigts - 1946
Darvin Wallis - 1983-88
Larrye Weaver - 1983
Chuck Weber - 1978-79
Ken Whisenhunt - 1999
Woody Widenhofer - 1993-94
Jerry Williams - 1971
Dick Wood - 1974
Gary Wroblewski - 1989-90
Larry Zierlein - 2001

1950

1. Carpenter, Ken (HB) Oregon State; 2a. Sandusky, John (OT/DT) Villanova (choice acquired from Detroit for rights to HB Doak Walker, drafted by Browns in 1949); 2b. Martin, Jim (OE/OT) Notre Dame; 3. Robinson, Jimmy Joe (HB) Pittsburgh; 4. Wilson, Bob "Red" (C/OE) Wisconsin; 5. Phelps, Don "Dopey" (HB) Kentucky; 6. Gorgal, Ken (QB) Purdue; 7. Carter, Win (FB) Missouri; 8. Frizzell, Russ (T) Tulsa; 9. Duncan, Jim (OE) Wake Forest and Duke; 10. O'Pella, Frank (HB/LB) William & Mary; 11. Plotz, Bob (G) Pittsburgh; 12. Cole, Emerson (FB) Toledo; 13. Wright, Rupe (G) Baylor; 14. Harrington, Packard (C) St. Mary's; 15. Meland, Ted (G) Oregon; 16. King, William "Art" (G) Ball State; 17. McKinney, Hal (G) Missouri Valley; 18. Travue, Joe (HB) Louisville; 19. Songin, Ed "Butch" (QB) Boston College; 20. Hackney, John (G) Murray State; 21. Vogts, Leroy (OG) Washington U. (St. Louis); 22. Dowling, Jim (G) Santa Clara; 23. Moselle, Dom (HB) Superior State; 24. Woodland, Jack (HB) Bowling Green; 25. Brasher, Jim (C) Maryland; 26. Toogood, Charley (T) Nebraska; 27. Gray, Dick (HB) Oregon State; 28. Pyle, Billy (HB) Texas; 29. Schnelker, Bob (E) Bowling Green; 30. Massey, Jim (HB) Detroit.

1951

1. Konz, Kenny (HB/S) LSU; 2. Curtis, Ernest "Bucky" (OE) Vanderbilt; 3. Helluin, Jerome (T) Tulane; 4a. Oristaglio, Bob (FL) Pennsylvania (choice acquired from San Francisco as payment for E Gordon Soltau); 4b. Smith, Bob (FB) Texas A&M (choice acquired from Green Bay for HB/DB Bill Boedecker); 4c. Donovan, Artie (T) Boston College; 5. Loomis, Ace (B) LaCrosse State; 6. Rogas, Dan (G) Tulane; 7a. Holdash, Irving (C) North Carolina (choice acquired from New York Yankees for John Yonakor); 7b. Michaels, Walt (HB) Washington & Lee; 8a. Clark, Max (HB) Houston (choice acquired from Green Bay for QB Tom O'Malley); 8b. Spinney, Art (E) Boston College; 9a. Toler, Burrell (G) San Francisco (choice acquired from Detroit for E Jim Ducan); 9b. Shula, Don (DB) John Carroll; 10. Gierula, Chet (G) Maryland; 11. Custis, Bernie (B) Syracuse; 12a. Seillers, Milan (HB) Florida State (choice acquired from Detroit Lions for FB Chuck Schroll); 12b. Kirtley, Stew (E) Morehead State; 13. Voskuhl, Bob (C) Georgetown College (Ky.); 14. Cernoch, Rudy (T) Northwestern; 15. Skibinski, Joe (G) Purdue; 16. Pasky, Ed (QB) South Carolina; 17. Kane Leroy (HB) Dayton; 18. De Roin, Rube (C) Oklahoma A&M; 19. Solari, Ray (G) California; 20. Crocher, Jack (B) Tulsa; 21. Stone, Ray (E) Texas; 22. Taseff, Carl (FB) John Carroll; 23. Champion, Johnny (HB) SMU; 24. Benner, Wayne (HB) Florida State; 25. Knispel, John (T) LaCrosse State; 26. Williams, Fred (T) Arkansas; 27. Jones, Jack (HB) Livingston State; 28. Thrift, Roger (HB) East Carolina; 29. Driver, Bill (QB) Florida State; 30. Averno, Sisto (G) Muhlenberg.

1952

1a. Rechichar, Bert (DB) Tennessee (choice acquired from Detroit for E/T Jim Martin); 1b. Agganis, Harry (QB) Boston U; 2. Hughes, Bill (LB) Michigan State; 3a. Klosterman, Don (QB) Loyola (Calif.) (choice acquired from New York Yankees); 3b. Campanella, Joe (DT) Ohio State; 4a. Renfro, Ray (HB) North Texas State; 4b. Costa, Elmer (T) North Carolina State; 5. Jankovich, Keever (E) College of Pacific; 6. Shields, Burrell (DB) John Carroll; 7. Pace, John (T) Mississippi State; 8a. Williams, Stan (E) Baylor (choice acquired from New York Yankees); 8b. Forester, Herschel (G) SMU; 9. Finnell, Bob (B) Xavier; 10. Ribiero, Pat (T) College of Pacific; 11. Logan, Dick (T) Ohio State; 12. Thompson, Roy (B) Florida State; 13. Cosgrove, Tom (C) Maryland; 14. Ruzich, Steve (G) Ohio State; 15. Alpin, Holland (E) Tampa U.; 16a. Neathery, Herb (HB) Illinois (choice acquired from Detroit); 16b. Rowland, Ed (T) Oklahoma; 17. Schatz, Stewart (T) Penn State; 18. Mirchi, Ken (G) Santa Clara; 19a. Talarico, Sam (T/G) Indiana (choice acquired from San Francisco); 19b. Maccioli, Mike (B) Purdue; 20. Brandenberry, Bob (B) Kansas; 21. Calhoun, Dick (DT) Baylor; 22. Johnson, Howard "Corky" (T) Santa Barbara State; 23a. Greene, Don (T) Miami (Ohio); 23b. Robertson, Bobby (HB/P) Indiana; 24. Wren, Lowe "Junior" (B) Missouri; 25. Reddell, Billy (B) Florida; 26. Vernasco, Joe (E) Illinois; 27. Maletzky, Bill (G) Maryland; 28. Pietro, John (G) Brown; 29. Klevay, Walt (B) Ohio State; 30. Saban, John (FB) Xavier.

1953

1. Atkins, Doug (DT) Tennessee; 2. Reynolds, Billy (HB) Pittsburgh; 3a. Bruney, Fred (HB) Ohio State; 3b. Donaldson, Gene (G) Kentucky (choice acquired from Detroit Lions for B Robert Smith); 4a. Hietikko, Jim (T) Ohio State (choice acquired from Dallas Texans for QB Don Klosterman); 4b. Tamburo, Dick (C/LB) Michigan State; 5. Van Doren, Bob (E) Southern California; 6. Steinbrunner, Don (C/LB) Washington State; 7. Filipksi, Gene (B) Army and Villanova; 8. Massey, Carlton (E) Texas; 9. McNamara, Bob (E) Minnesota; 10. Natali, Elmo

HISTORY

Draft History

(FB) California State (Pa); 11. Hilinski, Dick (T) Ohio State; 12. Willhoite, Elmer (G) Southern California; 13. Fiss, Galen (LB) Kansas; 14. Nagler, Gern (E) Santa Clara; 15. Carson, Johnny (E) Georgia; 16. Kuykendall, Eric (FB) Illinois; 17. Bean, George (B) Utah; 18. Batten, Dick (T) College of Pacific; 19. Cain, Tom (G) Colorado; 20. Noll, Chuck (T) Dayton; 21. Crockett, Bill (G) Rice; 22. Looper, Byrd (B) Duke; 23. Kent, Ronnie (B) Tulane; 24. Labenda, John (T) Wittenberg; 25. Ellis, Jim (B) Michigan State; 26. Hoag, Charley (B) Kansas; 27. Sisco, Jack (C) Baylor; 28. Verkirik, Ray (T) North Texas State; 29. Hobson, Clell (B) Alabama; 30. Myers, Andy (G) Tennessee.

1954

Bonus Selection: Garret, Robert (QB) Stanford. 1. Bauer, John (G) Illinois; 2. Hanulak, Chester "Chet" (HB) Maryland; 3. Bassett, Maurice (FB) Langston U; 4. Hilgenberg, Jerry (C) Iowa; 5. Lucky, William (T) Baylor; 6a. Smith, James (T) Baylor (choice acquired from Baltimore for C Tom Cosgrove); 6b. Jenkins, Asa (FB) Toledo; 7. Miller, Donald (HB) SMU; 8a. Barbish, William (HB) Tennessee (choice acquired from San Francisco for DB Fred Bruney); 8b. Harris, Charles (HB) Georgia; 9. Jones, Thomas (HB) Miami (Ohio); 10a. Goss Donald (G) SMU (choice acquired from San Francisco for T/E Bob Van Doren); 10b. Pagna, Thomas (HB) Miami (Ohio); 11. Schuebel, Max (T) Rice; 12. Bruenich, Thomas (T) Maryland; 13. Cummins, George (LB) Tulane; 14. Head, James (FB) Iowa; 15. Lyssy, Chester (B) Hardin-Simmons; 16. Raidel, Richard (G) Kent State; 17. Chapman, Howard (T) Florida; 18. Wohrman, William (B) South Carolina; 19. Taylor, John (C) Austin; 20. Pierce, Hugh (C) North Carolina State; 21. Baughman, James (G) Illinois; 22. Caudle, Lloyd (B) Duke; 23. Mischak, Robert (E) Army; 24. Grambling, John (QB) South Carolina; 25. Hughes, Thomas (T) VPI; 26. Lundy, Joseph (G) Kansas; 27. Mapp, John (B) VMI; 28. Vergara, Vincent (B) Syracuse; 29. Carter, Troy (B) VMI.

1955

1. Burris, Kurt (C/LB) Oklahoma; 2. Renfro, Weldon "Dean" (HB) North Texas State; 3a. Hall, John (DT/LB) Iowa (choice acquired from Chicago Bears with B Fred Morrison for B Harry Jagade); 3b. Freeman, Bob (QB) Auburn; 4a. Reynolds, Paul (HB) Notre Dame (choice acquired from Green Bay for T Jerome Helluin); 4b. Palumbo, Sam (DT/LB) Notre Dame; 5. Dandoy, Aramis (HB) USC; 6. Bolden, Leroy (HB) Michigan State; 7. Locklear, Jack (C/LB) Auburn; 8. (choice traded to Detroit for E Marion Gaskin); 9. Ford, Henry (HB) Pittsburgh; 10. Dillon, Glen (OE) Pittsburgh; 11. Knebel, Eric (T) SMU; 12. Eaton, Jack (T) New Mexico; 13. Borton, John (QB) Ohio State; 14. Robinson, Fred (G) Washington; 15. Smith, Bob (HB) Nebraska; 16. Suchy, Don (C) Iowa; 17. Leonard, Bob (FB) Purdue; 18. Champlin, Steve (T) Oklahoma; 19. Ebert, Tom (E) Kansas State; 20. Proctor, William (T) Florida State; 21. Spinks, Richard (HB) Texas Tech; 22. Stone, Gerald (T) Southeast Louisiana; 23. Greer, James (E) Elizabeth City; 24. Matsock, John (HB) Michigan State; 25. Lindo, Ernie (HB) College of Pacific; 26. Fife, Don (C) Purdue; 27. Baldwin, Bobby (B) Sam Houston State; 28. Tokus, Ed (E) Georgia; 29. Robinson, Tex (HB) Temple; 30. Leachman, Lamar (C) Tennessee.

1956

1. Carpenter, Preston (HB) Arkansas; 2. Kinard, Billy (DB) Mississippi; 3a. Ross, Larry (E) Denver (choice acquired from Chicago with Bears' 6th choice for DT Doug Atkins and QB Ken Gorgal); 3b. Quinlan, William (E) Michigan State; 4. Moss, Bob (HB) West Virginia; 5. Clarke, Frank (E) Colorado; 6a. Plunkett, Sherman (E) Maryland State (choice acquired from Chicago with Bears' 3rd choice for DT Doug Atkins and QB Ken Gorgal); 6b. Wiggan, Paul (T) Stanford; 7. Griffith, Charles (E) USC; 8. Hellyer, Len (HB) Marshall; 9. Hecker, Jack (OE) Bowling Green; 10. Rayburn, Ed (T) Rice; 11. Underdunk, William (T) West Virginia; 12. Javernick, Harry (T) Colorado; 13. Furey, Jim (C) Kansas State; 14. Sidwell, Charles (B) William & Mary; 15. Davis, Willie (G) Grambling; 16. Cooper, Thurlow (E) Maine; 17. West, Ed (QB) North Carolina; 18. Carroll, Harold (FB) Western Reserve; 19. Sebest, John (B) E. Kentucky and Pittsburgh; 20. Mobra, Joe (E) Oklahoma; 21. Kaphish, Eugene (E) Notre Dame; 22. Brown, Samuel (HB) UCLA; 23. Althouse, Don (E) Syracuse; 24. Hughes, Jim (G) San Jose State; 25. Davenport, Bob (FB) UCLA; 26. Kammerman, Jack (E) Utah; 27. Dwyer, Ed (E) Purdue; 28. Sparks, Oliver (G) Iowa State; 29. Bajtos, John (E) Northwestern and Vanderbilt; 30. Bartholomew, Robert (T) Wake Forest.

1957

1. Brown, Jim (FB) Syracuse; 2. Plum, Miit (QB) Penn State; 3. Walker, George (QB) Arkansas; 4. Camera, Paul

(OE) Stanford; 5a. Jordan, Henry (OT) Virginia (choice acquired from Green Bay for HB Chester Lyssy); 5b. Campbell, Milt (HB) Indiana; 6a. Amstutz, Joe (C) Indiana (choice acquired from Green Bay for T George Cummins); 6b. Martin, Harley (T) California; 7a. Hickerson, Gene (OT) Mississippi; 7b. Rotunno, Mike (C) Michigan (Chicago Cardinals' choice acquired from N.Y. Giants for B Gene Filipski); 8. Gillis, Dan (C) Rice; 9. Comstock, Don (B) Alabama; 10. Reinhart, Robert (QB) San Jose State; 11. Cummings, William (T) Ohio State; 12. Spitzenberger, Rudy (G) Houston; 13. Sansom, Jerry (E) Auburn; 14. Feller, Don (B) Kansas; 15. Kaiser, Dave (E) Michigan State; 16. Bayuk, John (B) Colorado; 17. Tamburello, Frank (QB) Maryland; 18. Torczon, Laverne (G) Nebraska; 19. Ploen, Kenneth (QB) Iowa; 20. Stillwell, Jack (E) North Carolina; 21. Juneau, Curry (E) Mississippi Southern; 22. Winters, Bob (B) Utah State; 23. Frazer, Jim (T) Hampden-Sydney; 24. Napoleon, Allen (B) Stanford; 25. Dimitroff, Tom (QB) Miami (Ohio); 26. Bliss, Allen (E) Miami (Ohio); 27. Okulovich, Andy (QB) Ohio State; 28. Cockrell, Gene (T) Hardin-Simmons; 29. Trozzo, William (T) West Virginia; 30. McKiever, Bob (B) Northwestern.

1958

1. Shofner, Jim (DB) TCU; 2. Mitchell, Charles (G) Florida; 3a. (Brown's choice traded to Chicago Bears for QB James Haluska); 3b. Guy, Melvin (T) Duke (choice acquired from Detroit for C Frank Gatski); 4. Ninowski, Jim (QB) Michigan State; 5a. Funston, Farrell (OE) College of Pacific; 5b. Gibbons, Jim (OE) Iowa (choice acquired from Detroit with RB Lew Carpenter for LB Roger Zatkoff); 6. Wulff, James (HB) Michigan State; 7. Mitchell, Bob (HB) Illinois; 8. Lattimore, Bert (E) Duke; 9. Parrish, Bernie (DB) Florida; 10. Russavage, Leo (T) North Carolina; 11. Bowermaster, Russ (OE) Ohio State; 12. Brodhead, Robert (QB) Duke; 13. Williams, Hal (B) Miami (Ohio); 14. Miller, Ken (T) TCU; 15. Hoelscher, Howard (FB) Rice; 16. Cornelison, Jerry (T) SMU; 17. Osborn, Roddy (HB) Texas A&M; 18. Johnson, Alvin Peter (T) Idaho; 19. Brown, Ed (G) Arizona; 20. Serieka, Edward (B) Xavier; 21. Martin, William (E) Iowa State; 22. Renn, Robert (HB) Florida State; 23. Verkey, Dan (T) Washington State; 24. O'Connor, Jim (T) Marshall College; 25. Peters, Robert (HB) Baylor; 26. Thompson, Frank (T) Wake Forest; 27. Thelan, Dave (HB) Miami (O.); 28. Boykin, William (T) Michigan State; 29. Czapla, Frank (T) Missouri; 30. Svendsen, Bernard (C) Minnesota.

1959

1. Kreitling, Rich (OE) Illinois; 2. Schafrath, Dick (OT) Ohio State; 3. O'Brien, Francis (OT) Michigan State; 4a. Prahst, Gary (OE) Michigan (choice acquired from Green Bay for E Len Ford); 4b. Lloyd, Dave (C) Georgia; 5a. Wooten, John (G) Colorado (choice acquired from Detroit for E Jim Gibbons); 5b. LeBeau, Dick (DB) Ohio State; 6a. Prestel, James (T) Idaho (choice acquired from New York for G Bob Mischak); 6b. Denton, Bob (DE) College of Pacific; 7. Miller, Gene (T) Rice; 8a. Ptacek, Robert (QB) Michigan (choice acquired from Chicago Cardinals for C Don Gillis); 8b. (choice traded to Green Bay for E Dick Deschaine); 9. Wilson, Kirk (P/K) UCLA; 10. Zeman, Robert (B) Wisconsin; 11. King, Gerald (G) Kent State; 12. Palandrani, Francis (T) North Carolina State; 13. Reese, Ray (LB) Bowling Green; 14. Dubenion, Elbert (HB) Bluffton; 15. Salwocki, Tom (C) Pittsburgh; 16. Caleb, Jamie (B) Grambling; 17. Schmittan, Homer (E) Tennessee Tech; 18. Hill, Ed (G) Miami (Ohio); 19. Schroeder, Joe (T) Xavier; 20. McClain, Albert (T) Shaw; 21. Fraser, James (G) Wisconsin; 22. Wenzel, Joe (E) Lehigh; 23. Gardner, Jim (T) Duke; 24. Goings, Russ (G) Xavier; 25. Spycholski, Ernie (T) Ohio State; 26. Floyd, Homer (B) Kansas; 27. Baker, Larry (T) Bowling Green; 28. Abodie, Pete (E) Tulane; 29. Nietupolski, Ronald (T) Illinois; 30. Ketchie, Carl (B) Washington State.

1960

1. Houston, Jim (E) Ohio State; 2a. Stephens, Larry (DT) Texas (choice acquired from Pittsburgh with Steelers' 5th choice for E Darrel Brewster); 2b. Gautt, Prentice (FB) Oklahoma; 3. Fichtner, Ross (B) Purdue; 4a. Brewer, John (E) Mississippi (choice acquired from Green Bay for HB Robert Freeman); 4b. Marshall, Jim (DT) Ohio State; 5a. Jarus, Bob (FB) Purdue (choice acquired from Green Bay for T Henry Jordan); 5b. (Browns' choice traded to Pittsburgh with E Darrel Brewster for Steelers' 2nd choice); 6. Khayat, Robert (G) Mississippi; 7. Anderson, Taz (FB) Georgia Tech; 8. White, Bob (B) Ohio State; 9. Burford, Chris (E) Stanford; 10. Washington, Clyde (HB) Purdue; 11. Franklin, Bob (QB) Mississippi; 12. Mostardi, Rich (B) Kent State; 13. Grecni, Rich (C) Ohio U.; 14. Dumbauld, Bill (T) West Virginia; 15. Watkins, Thomas (HB) Iowa State; 16. Waldon, James (QB) Wyoming; 17. Coleman, Lovell (B) Western Michigan; 18. Hanlon, Jack (B) Pennsylvania; 19. Campbell, Jack (E) Toledo; 20. Nelson, Bob (C) Wisconsin.

HISTORY

Draft History

1961

1a. Crespino, Robert (E) Mississippi (choice acquired from Detroit with LB Robert Long for QB Jim Ninowski); 1b. (Browns' choice traded to Dallas for T Paul Dickson and Dallas' 1st draft choice in 1962); 2. Nutting, Edward (T) Georgia Tech; 3. (Browns' choice traded to Los Angeles for T Gene Selawski); 4. Brown, John (T) Syracuse; 5. Lucci, Mike (C) Tennessee; 6a. Parker, Frank (T) Oklahoma State (choice acquired from Detroit for T William McClung); 6b. (Browns' choice traded to St. Louis for E Don Fleming); 7. Powell, Preston (B) Grambling; 8a. Frongillo, John (T) Baylor; 8b. Cox, Fred (HB) Pittsburgh (choice acquired from Green Bay for FB Robert Jarus); 9. Gibbs, Jake (QB) Mississippi; 10a. Wolff, Wayne (G) Wake Forest (choice acquired from Washington for HB Jim Wulff); 10b. Ericson, Ken (E) Syracuse; 11. Gault, Billy (B) TCU; 12. Lage, Richard (E) Lenoir-Rhyne; 13. Wilson, Jack (B) Duke; 14. Lohman, Phil (C) Oklahoma; 15. Taylor, Charles (B) Mississippi; 16. Shoals, Roger (T) Maryland; 17. Bird, Calvin (B) Kentucky; 18. Morris, Ed (T) Indiana; 19. Minihane, Robert (G) Boston U.; 20. Baker, Charles (T) Tennessee.

1962

1a. Collins, Gary (E) Maryland (choice acquired from Dallas along with T Paul Dickson for Browns' first choice in 1961); 1b. Jackson, Leroy (B) Western Illinois (rights to Jackson traded to Washington for Redskins' rights to Ernie Davis); 2a. Hinton, Charles (T) North Carolina College (choice acquired from Minnesota for T Jim Prestel, RB Jamie Caleb and Vikings #11 choice in 1962); 2b. Stephens, Sandy (QB) Minnesota; 3a. (Browns' choice traded to Dallas for G Duane Putnam); 3b. Furman, John (QB) Texas Western (choice acquired from Green Bay for QB John Roach); 4. Sczurek, Stan (G) Purdue; 5. Rivera, Henry (HB) Oregon State; 6. Tidmore, Sam (E) Ohio State; 7. Havlicek, John (E) Ohio State; 8. (Browns' choice traded to Detroit for DT Erroll Linden); 9. Dickerson, Charles (T) Illinois; 10a. Goerlitz, Gerald (C) Northern Michigan (choice acquired from Minnesota for T Robert Denton); 10b. White, Albert (B) Capital; 11a. Myers, Ronnie (E) Villanova (choice acquired from Minnesota along with #2 choice in 1962 for T Jim Prestel and RB Jamie Caleb); 11b. McNeil, Clifton (E) Grambling; 12. Stute, Ted (E) Ohio University; 13. Gardner, Frank (T) North Carolina College; 14. Shorter, Jim (B) Detroit; 15. Goosby, Tom (G) Baldwin-Wallace; 16. Biodrowski, Dennis (E) Memphis State; 17. Harlan, Herbert (E) Baylor; 18. Bishop, Sonny (G) Fresno State; 19. Anabo, John (QB) Fresno State; 20. Flatley, Paul (B) Northwestern.

1963

1. Hutchinson, Tom (E) Kentucky; 2. Kanicki, Jim (T) Michigan State; 3. (Browns' choice traded to Los Angeles with DT Larry Stephens and Browns' 6th choice for QB Frank Ryan and HB Tom Wilson); 4. Munsey, Bill (B) Minnesota; 5a. (Browns' choice traded to Pittsburgh for RB Charley Scales); 5b. Baker, Frank (B) Toledo (choice acquired from Detroit with RB Howard Cassady and DE Bill Glass for RB Tom Watkins and DE Dave Lloyd); 6a. Borghetti, Ernest (T) Pittsburgh (choice acquired from Minnesota for DB Tom Franckhouser, OT Erroll Linden, WR Charlie Ferguson and K Fred Cox); 6b. Bloom, Tom (B) Purdue (Philadelphia's choice awarded to Cleveland for improper waiver procedure involving Howard Cassady); 6c. (Browns' choice traded to Los Angeles with DT Larry Stephens and Browns' 3rd choice for QB Frank Ryan and HB Tom Wilson); 7. (Browns' choice traded to Green Bay for RB Ernie Green); 8. Sweeney, Walter (E) Syracuse; 9. Raimey, Dave (B) Michigan; 10. Bobbitt, Jim (G) Michigan State; 11. Graham, Art (WR) Boston College; 12. Infante, Lindy (B) Florida; 13. Katterhenrich, Dave (B) Ohio State; 14. Faulkner, Staley (T) Texas; 15. Reade, Lynn (T) USC; 16. Kelly, Richard (OG) Georgia; 17. Anderson, Richard (E) Penn State; 18. Garvin, Bobby (T) Mississippi State; 19. Sherman, Gary (LB) Bowling Green; 20. Shaw, Steve (B) Vanderbilt.

1964

1. Warfield, Paul (WR) Ohio State; 2. Truax, Bill (TE) LSU; 3. (Browns' choice traded to Dallas for DT Ken Frost [choice later traded to Los Angeles by Cowboys]); 4. Shackelford, Don (T) U. of Pacific; 5. Klein, Richard (T) Wichita; 6. (Browns' choice traded to Dallas for G Andy Cvercko); 7. Odom, Sammy (LB) Northwest Louisiana; 8. Kelly, Leroy (HB) Morgan State; 9. Briscoe, John (LB) Arizona; 10a. Van Raaphorst, Richard (K) Ohio State; 10b. Robinson, Bobby (G) Mississippi (Pittsburgh's choice acquired from Minnesota for RB Tom Wilson); 11. Versprille, Edward (FB) Alabama; 12. Mitchell, Ed (T) Southern U; 13. Meehan, Bob (G) Syracuse; 14. Sieg, Terry (HB) Virginia; 15. Houtman, John (T) Michigan; 16. Williams, Sidney (E) Southern U; 17. Bartolameo, Larry (T) Western Michigan; 18. Lewis, Sherman (HB) Michigan State; 19. Higgins, Jim (G) Xavier; 20. Archer, Dave (T) Syracuse.

1965

1. (Browns' choice traded to San Francisco for G Ted Connolly); 2a. Garcia, James (T) Purdue (choice acquired from Chicago along with DB Lowell Caylor and Bears' 3rd choice for TE Rich Kreitling); 2b. Bussell, Gerry (HB) Georgia Tech (choice acquired from Los Angeles for TE Bill Truax); 2c. Johnson, Walter (DT) Los Angeles State; 3a. Scott, Robert "Bo" (HB) Ohio State (choice acquired from Chicago along with Bears' 2nd choice for DB Lowell Caylor for TE Rich Kreitling); 3b. Maples, Bob (C) Baylor; 4. (Browns' choice traded to Minnesota for DT Mike Bundra); 5. Irwin, Bill (T) Mississippi; 6a. Simkus, Arnold (T) Michigan (choice acquired from San Francisco for C Frank Morze); 6b. Aldredge, Corwyn (E) Northwest Louisiana; 7. Lindsey, Dale (LB) Western Kentucky; 8. Howell, Mike (QB) Grambling; 9. Lane, Gary (QB) Missouri; 10. Screen, Pat (QB) LSU; 11. Cordill, Olie (HB) Memphis State; 12. Canale, Justin (G) Mississippi State; 13. Pickett, Henry (HB) Baylor; 14. Simrell, Dan (QB) Toledo; 15. Gagner, Larry (T) Florida; 16. Anthony, Mel (FB) Michigan; 17. Boyette, John (T) Clemson; 18. Arrington, Dick (G) Notre Dame; 19. Orazen, Ed (G) Ohio State; 20. Goldberg, Frank (LB) Central Michigan.

1966

1. Morin, Milt (TE) Massachusetts; 2. Norton, Rick (QB) Kentucky; 3. (Browns' choice traded to N.Y. Giants for DB Erich Barnes [choice later traded to Green Bay]); 4. Duranko, Pete (DE) Notre Dame; 5a. Schultz, Randy (FB) Iowa State Teacher's (choice acquired from Detroit for OT Roger Shoals); 5b. Fulford, Dan (E) Auburn; 6a. Battle, James (DE) Southern U. (choice acquired from N.Y. Giants for DT Mike Bundra); 6b. Hoaglin, Fred (C) Pittsburgh; 7. Carter, Leroy (FL) Grambling; 8. Talaga, Tom (OT) Notre Dame; 9. Gregory, Jack (DE) Chattanooga; 10. Ledbetter, Monty (FL) Northwest Louisiana State; 11. Fire, Tony (DT) Bowling Green; 12. Czap, Rich (T) Nebraska; 13. Boudreaux, James (DT) Louisiana Tech; 14. Lammons, Pete (FL) Texas; 15. Ellis, Bob (DB) Massachusetts; 16. Ray, David (DB) Alabama; 17. Modzelewski, Gene (T) New Mexico State; 18. Harraway, Charlie (FB) San Jose State; 19. Singer, Karl (DT) Purdue; 20. Petro, Joe (DB) Temple.

1967

1. Matheson, Bob (LB) Duke; 2. Conjar, Larry (FB) Notre Dame; 3a. Cockroft, Don (K/P) Adams State (choice acquired from N.Y. Giants for DE Jim Garcia); 3b. Barney, Eppie (WR) Iowa State; 4a. Ward, Carl (HB) Michigan (choice acquired from Atlanta for RB Charley Scales); 4b. Taffoni, Joe (T) Tennessee Martin; 5. (Browns' choice traded to Dallas for G Joe Bob Isbell); 6. DeMarie, John (C) LSU; 7. House, Bill (DT) Youngstown; 8. Devrow, Bill (DB) Southern Mississippi; 9. Dowdy, Cecil (LB) Alabama; 10. Copeland, James (G) Virginia; 11. Sabatino, Bill (DE) Colorado; 12. Fowler, Charles (OT) Houston; 13. Andrews, Bill (LB) Southeast Louisiana; 14. Rogers, Floyd (DT) Clemson; 15. Williamson, Dennis (DB) Whitewater State; 16. Williams, Don (WR) Akron; 17. Davis, Ben (HB) Defiance.

1968

1. Upshaw, Marvin (DE) Trinity (Tex.); 2. Garlington, John (LB) LSU; 3a. Olszewski, Harry (G) Clemson (choice acquired from Pittsburgh for OT John Brown and Steelers 10th-round choice in 1968); 3b. Morrison, Reece (HB) Southwest Texas State (choice acquired from Washington along with QB Dick Shiner for QB Jim Ninowski); 3c. (Browns' choice traded to Los Angeles for DB George Youngblood); 4. Meylan, Wayne (LB) Nebraska; 5a. Wempe, Mike (OT) Missouri; 5b. Jackson, Jackie (DB) Clemson (choice acquired from Baltimore for P David Lee); 6a. James, Nathan (DB) Florida A&M (choice acquired from N.Y. Giants for LB Vince Costello); 6b. (Browns' choice traded to Philadelphia for TE Ron Duncan); 7. Brady, Dale (HB) Memphis State; 8. Schoen, Tom (DB) Notre Dame; 9. Porter, David (DT) Michigan; 10a. Greer, James (DE) S.F. Austin (choice acquired from Pittsburgh along with Steelers' #3 choice in 1968 for OT John Brown); 10b. Mitchell, Alvin (DB) Morgan State; 11. Alcorn, Jim (QB) Clarion State; 12. Beutler, Tom (LB) Toledo; 13. Sellers, Terry (DB) Georgia; 14. Whipps, Edgar (FB) Jackson State; 15. Baxter, Bob (FL) Memphis State; 16. Sievert, Richard (DE) River Falls (Wis.); 17. McDuffie, Wayne (C) Florida State.

1969

1. Johnson, Ron (FB) Michigan; 2. (Browns' choice traded to Washington for DE Ron Snidow); 3a. Jenkins, Al (G) Tulsa (choice acquired from Philadelphia for RB Larry Conjar); 3b. Glass, Charles "Chip" (TE) Florida State; 4. Summers, Fred (DB) Wake Forest; 5. Hooker, Fair (FL) Arizona State; 6a. Adams, Larry (DT) Texas Christian (choice acquired from N.Y. Giants for QB Gary Lane); 6b. Righetti, Joe (DT) Waynesburg; 7. Sumner, Walt (DB)

HISTORY

Draft History

Florida State; 8. Reynolds, Chuck (C) Tulsa; 9. Kamzelski, Ron (DT) Minnesota; 10. Shelly, Greg (G) Virginia; 11. Jones, Dave (FL) Kansas State; 12. Davis, Dick (HB) Nebraska; 13. Boutwell, Tom (QB) Southern Mississippi; 14. Smaha, Jiggy (DT) Georgia; 15. Stevenson, Joel (TE) Georgia Tech; 16. Lowe, James (FL) Tuskegee; 17. Oliver, Bob (DE) Abilene Christian.

1970

1a. Phipps, Mike (QB) Purdue (choice acquired from Miami for WR Paul Warfield); 1b. McKay, Bob (T) Texas; 2a. Jones, Joe (DE) Tennessee State (choice acquired from New Orleans for LB John Brewer); 2. Sherk, Jerry (DT) Oklahoma State; 3. (Browns' choice traded to Dallas for QB Jerry Rhome); 4. Stevenson, Rickey (CB) Arizona; 5. Engel, Steve (HB) Colorado; 6. Cilek, Mike (QB) Iowa; 7. Wycinsky, Craig (G) Michigan State; 8. Davidson, Honester (S) Bowling Green; 9. Brown, Geoff (LB) Pittsburgh; 10. Yanchar, Bill (DT) Purdue; 11. Benner, Gene (WR) Maine; 12. Sanders, Jerry (K) Texas Tech; 13. Roberts, Larry (HB) Central Missouri; 14. Tharpe, Jim (LB) Lincoln (Mo.); 15. Homoly, Guy (CB) Illinois State; 16. Redebaugh, John (TE/K) Bemidji State; 17. Tabb, Charles (TE/RB) McMurray.

1971

1. Scott, Clarence (CB) Kansas State; 2. Cornell, Robert "Bo" (HB) Washington; 3a. Staroba, Paul (WR) Michigan; 3b. Hall, Charles (LB) Houston (choice acquired from Kansas City for DE Marvin Upshaw); 4. Pena, Robert "Bubba" (G) Massachusetts; 5. Brown, Stanley (WR) Purdue; 6a. Dieken, Doug (T) Illinois (choice acquired from Chicago for WR Eppie Barney); 6b. Dixon, Jay (DE) Boston U; 7. Jacobs, Bob (K) Wyoming; 8. Zelina, Larry (HB) Ohio State; 9. Levels, Wilmur (S) North Texas State; 10. Casteel, Steve (LB) Oklahoma; 11. Sikich, Mike (G) Northwestern; 12. Blanchard, Felix "Tony" (TE) North Carolina; 13. Jamula, Thad (T) Lehigh; 14. Kingrea, Rick (LB) Tulane; 15. Green, William "Bill" (CB) Western Kentucky; 16. Smith, David (WR) Mississippi State; 17. Dilon, Leo (C) Dayton.

1972

1. Darden, Thom (DB) Michigan; 2a. Brooks, Clifford (DB) Tennessee State; 2b. Sims, Lester (DE) Alabama (choice acquired from Miami for LB Bob Matheson); 3. (Browns' choice traded to L.A. Rams with G Joe Taffoni for T Mitch Johnson and Minnesota's 5th choice in 1972); 4. (Browns' choice traded to Kansas City along with Browns' 3rd choice in 1973 for WR Frank Pitts); 5a. Hunt, George (K) Tennessee; 5b. Kucera, Greg (HB) North Colorado (Minnesota's choice from Los Angeles with T Mitch Johnson for G Joe Taffoni and Browns' 3rd choice in 1972); 6. Forey, Leonard (G) Texas A&M; 7. Wesley, Don (OT) Maryland State; 8. McKinnis, Hugh (HB) Arizona State; 9a. McKee, Larry (G) Arizona; 9b. Lefear, Billy (WR/RB) Henderson (Ark.) (choice acquired from Baltimore for LB Tom Beutler); 10. Mosier, Herschell (DT) Northwest Oklahoma; 11. Long, Mel (LB) Toledo; 12. Chapman, Bernard (DB) Texas-El Paso; 13. Sipe, Brian (QB) San Diego State; 14. Stewart, Ed (G) East Central Oklahoma; 15. McCullar, Jewell (LB) Chico State; 16. Wakefield, Richard (WR) Ohio State; 17. Portz, William (DB) Sterling, (Kansas).

1973

1a. Holden, Steve (WR) Arizona State (choice acquired from N.Y. Giants along with New England's 2nd choice for DE Jack Gregory and CB Freddie Summers); 1b. Adams, Pete (G) USC; 2a. Pruitt, Greg (HB) Oklahoma (New England's choice from New York with Giants' 1st choice for DE Jack Gregory and CB Freddie Summers); 2b. Steinke, Jim (DB) Southwest Texas; 3a. Crum, Bob (DE) Arizona (Kansas City's choice acquired from Baltimore for C Fred Hoaglin); 3b. (Browns' choice traded to Kansas City along with Browns' 4th choice in 1972 for WR Frank Pitts); 4a. Dorris, Andy (LB) New Mexico State (Cincinnati's choice from Baltimore for K George Hunt); 4b. Mattingly, Randy (QB) Evansville; 5. (Browns' choice traded to San Diego for DT George Wright); 6. Green, Van (DB) Shaw (N.C.); 7. (Browns' choice traded to Miami for C Bob DeMarco); 8. (Browns' choice traded to Detroit for DT Jerry Rush); 9. Wester, Curtis (G) East Texas State; 10. Humphrey, Tom (T) Abilene Christian; 11. Barisich, Carl (DT) Princeton; 12. Simmons, Stan (TE) Lewis and Clark; 13. Romaniszyn, Jim (LB) Edinboro State; 14. Popelka, Robert (DB) Southern Methodist; 15. Sullivan, Dave (WR) Virginia; 16. Greenfield, George (HB) Murray State; 17. McClosky, Robert (C) Michigan State.

1974

1. (Browns' choice traded to San Diego along with Browns' 2nd choice in 1975 for LB Bob Babich and Chargers'

4th choice in 1975); 2. Corbett, Billy (OT) Johnson C. Smith; 3. (Browns' choice traded to Denver for QB Don Horn [also 6th choice in 1974]); 4. (Browns' choice traded to Oakland for WR Gloster Richardson); 5. Ilgenfritz, Mark (DE) Vanderbilt; 6a. Pritchett, Billy (FB) West Texas State (choice acquired from Buffalo); 6b. (Browns' choice traded to Denver for QB Don Horn [also 3rd choice in 1974]); 7a. Herrick, Bob (WR) Purdue (choice acquired from St. Louis for LB Andy Dorris); 7b. Sullivan, Gerry (C/OT) Illinois; 8a. (Browns' choice traded to Washington with T Mitch Johnson for New Orleans' 3rd choice in 1973); 8b. Brown, Eddie (DB) Tennessee (choice acquired from Buffalo for LB Rick Kingrea); 9. Scott, Dan (G) Ohio State; 10a. Puestow, Mike (WR) North Dakota State (choice acquired from Chicago for QB Randy Mattingly); 10b. (Browns' choice traded to Buffalo for TE Jan White); 11. Gooden, Tom (K) Harding; 12. McNeil, Ron (DE) North Carolina Central; 13. Seifert, Mike (DE) Wisconsin; 14. Hunt, Bob (HB) Heidelberg; 15. Terrell, Ransom (LB) Arizona; 16. Anderson, Preston (DB) Rice; 17. Buchanan, Carlton (DT) Southwest Oklahoma State.

1975

1. Mitchell, Mack (DE) Houston; 2. (Browns' choice traded to San Diego with Browns' 1st choice in 1974 for LB Bob Babich and Chargers' 4th choice in 1974); 3a. Roan, Oscar (TE) Southern Methodist; 4a. Peters, Tony (DB) Oklahoma; 4b. (San Diego's choice acquired with LB Bob Babich traded to New England for WR Reggie Rucker); 5a. Zimba, John (DE) Villanova; 5b. Cope, Jim (LB) Ohio State (choice acquired from Detroit for CB Ben Davis); 6a. (Browns' choice traded to San Diego for TE James Thaxton); 6b. Miller, Charles (DB) West Virginia (choice acquired from Washington for WR Paul Staroba); 6c. Hynoski, Henry (HB) Temple (choice acquired from Oakland for WR Frank Pitts); 7. Wang, Merle (OT) Texas Christian; 8. Santini, Barry (TE) Purdue; 9a. Poole, Larry (HB) Kent State; 9b. Hogan, Floyd (DB) Arkansas (choice acquired from Kansas City for DE Bob Briggs); 10. Lewis, Stan (DE) Wayne (Nebraska); 11. Marinelli, Tom (G) Boston College; 12. Ambrose, Dick (LB) Virginia; 13. Armstead, Willie (WR) Utah; 14. Barrett, Tim (HB) John Carroll; 15. Moore, Willie (DT) Johnson C. Smith; 16. McKay, JK (WR) USC; 17. Graf, Dave (LB) Penn State.

1976

1. Pruitt, Mike (HB) Purdue; 2. (Browns' choice traded to Oakland for LB Gerald Irons and Raiders' 9th choice in 1976); 3. Logan, Dave (WR/TE) Colorado; 4a. Swick, Gene (QB) Toledo (New England's choice acquired from Philadelphia in trade for CB Clifford Brooks); 4b. St. Clair, Mike (DE) Grambling; 5. Sheppard, Henry (OT) Southern Methodist; 6. (Browns' choice traded to Chicago for Glen Holloway); 7. Cassidy, Steve (DT) Louisiana State; 8. (Browns' choice traded to Buffalo for S Neal Craig); 9a. Reed, James (HB) Mississippi; 9b. Nagel, Craig (QB) Purdue (choice acquired from Oakland with LB Gerald Irons for Browns' second draft choice in 1976); 10. Kleber, Doug (OT) Illinois; 11. Celek, Chuck (DE) Kent State; 12. (Browns' choice traded to Houston for WR Willie Miller); 13. Murray, Brian (OT) Arizona; 14. Smalzer, Joe (TE) Illinois; 15. Philyow, Luther (DB) Loyola (Calif.); 16. Lorenzen, Chris (DT) Arizona State; 17. Fleming, Tom (WR) Dartmouth.

1977

1. Jackson, Robert L. (LB) Texas A&M; 2. Skladany, Tom (P/K) Ohio State (negotiating rights later traded to Detroit for Lions' 3rd choice in 1978 and 7th choice in 1979); 3. (Browns' choice traded to Buffalo with 6th choice for DT Earl Edwards); 4a. Davis, Oliver (DB) Tennessee State; 4b. Sims, Robert "Mickey" (DT) South Carolina State (Baltimore's choice acquired from Chicago for QB Mike Phipps); 5. (Browns' choice traded to San Diego for DE Ron East); 6. (Browns' choice traded to Buffalo with 3rd choice for DT Earl Edwards); 7a. Randle, Ken (WR) USC (choice acquired from Atlanta for DE Ron East); 7b. Smith, Blane (TE) Purdue; 7c. Lingenfelter, Bob (OT) Nebraska (choice acquired from St. Louis for S Neal Craig); 8. Armstrong, Bill (DB) Wake Forest; 9. Brown, Daryl (KR) Tufts; 10. Burkett, Tom (T) North Carolina; 11. Nash, Charles (WR) Arizona; 12. Tierney, Leo (C) Georgia Tech.

1978

1a. Matthews, Clay (LB) USC; 1b. Newsome, Ozzie (WR) Alabama (choice acquired from Los Angeles along with Washington's 4th choice for Chicago's 1st choice obtained for QB Mike Phipps); 2. Evans, Johnny (P/QB) North Carolina State; 3a. Collins, Larry (HB) Texas A&I (choice acquired from Detroit along with Lions' 7th choice in 1979 for rights to P Tom Skladany); 3b. Miller, Mark (QB) Bowling Green; 4a. (Browns' choice to Miami along with 7th choice as compensation for signing WR Paul Warfield); 4b. Pullara, Pete (G) Chattanooga

HISTORY

Draft History

(Washington's choice acquired from Los Angeles with Rams' 1st choice for Browns' 1st choice); 5. Wright, Keith (FL) Memphis State; 6. Pitts, Al (C) Michigan State; 7. (Browns' choice to Miami along with 4th choice as compensation for signing WR Paul Warfield); 8. Turnbow, Jesse (DT) Tennessee; 9. Kramer, Jon (OG) Baylor; 10. Watson, Brent (OT) Tennessee; 11. Gillard, Larry (DT) Mississippi State; 12. Biedermann, Leo (OT) California.

1979

1a. (Browns' choice traded to San Diego for Chargers' 1st- and 2nd-round choices in 1979 draft); 1b. Adams, Willis (WR) Houston (choice acquired from San Diego along with Chargers' 2nd-round pick for Browns' 1st-round choice); 2a. Johnson, Lawrence (CB) Wisconsin; 2b. Claphan, Sam (OT) Oklahoma (choice acquired from San Diego along with Chargers' 1st-round choice for Browns' 1st-round selection); 3. Ramey, James (DE) Kentucky; 4. Miller, Matt (OT) Colorado; 5a. (Browns' choice traded to Los Angeles along with TE Oscar Roan for Rams' 5th- and 6th-round picks); 5b. Dimler, Rich (DT) USC (choice acquired from Washington through Los Angeles along with Rams' 6th-round pick for TE Oscar Roan and Browns' 5th-round choice); 6a. Burrell, Clinton (DB) Louisiana State; 6b. Ronan, Jim (DT) Minnesota (choice acquired from Los Angeles along with Rams' 5th-round pick for TE Oscar Roan and Browns' 5th-round choice); 7a. (Detroit's choice, acquired for Tom Skladany; later traded to Oakland along with Browns' 12th-round pick for Raiders' 7th- and 9th-round selections); 7b. (Browns' choice traded to Philadelphia for RB Tom Sullivan); 7c. Risien, Cody (OT) Texas A&M (choice acquired from Oakland along with Raiders' 9th-round pick for Detroit's 7th [from Tom Skladany trade] and Browns' 12th-round selection); 8. Perkov, Kent (DE) San Diego State; 9a. McGee, Carl (LB) Duke; 9b. Weathers, Curtis (TE) Mississippi (choice acquired from Oakland along with Raiders' 7th-round pick for Detroit's 7th- [acquired in Tom Skladany trade] and Browns' 12th-round selection); 10. Smith, John (WR) Tennessee State; 11. Poeschl, Randy (DE) Nebraska; 12a. Methvin, Dewitt (C) Tulane (choice acquired from Washington in trade for DE Joe Jones); 12b. (Browns' choice traded to Oakland along with Detroit's 7th- round pick [acquired in Tom Skladany trade] for Raiders' 7th- and 9th-round selections).

1980

1a. (Browns' 1st and New England's 6th choice traded to Los Angeles for Rams' 1st and 4th choices plus San Diego's 2nd and Green Bay's 5th in 1980); 1b. White, Charles (RB) USC (choice acquired from Los Angeles; see 1a); 2a. (Browns' choice traded to Denver along with San Diego's 5th-round choice [acquired from Washington for S Tony Peters] for DE Lyle Alzado); 2b. Crosby, Cleveland (DE) Arizona (choice acquired from San Diego through Los Angeles; see 1a); 3. Odom, Cliff (LB) Texas-Arlington; 4a. Crews, Ron (DE) Nevada-Las Vegas; 4b. McDonald, Paul (QB) USC (choice acquired from Los Angeles; see 1a); 5a. Franks, Elvis (DE) Morgan State (choice acquired from Green Bay through Los Angeles; see 1a); 5b. (Browns' choice traded to Oakland for G George Buehler); 5c. (San Diego's choice acquired from Washington for S Tony Peters (traded to Denver as part of Lyle Alzado trade; see 2a); 6a. (Browns' choice traded to San Diego for RB Rickey Anderson); 6b. (New England's choice, acquired for DE Mike St. Clair, traded to Los Angeles; see 1a); 7. (Browns' choice traded to New York Giants for DE Jack Gregory); 8. Copeland, Jeff (LB) Texas Tech; 9. Dewalt, Roy (RB) Texas-Arlington; 10. Fidel, Kevin (C) San Diego State; 11. Sales, Roland (RB) Arkansas; 12. Jackson, Marcus (DT) Purdue.

1981

1. Dixon, Hanford (CB) Southern Mississippi; 2. (Browns' choice traded to Buffalo along with Browns' 3rd-round choice in 1982 for G Joe DeLamielleure); 3. (Browns' choice traded to Denver along with Browns' 2nd- and 5th-round choices in 1980 for DE Lyle Alzado); 4a. Robinson, Mike (DE) Arizona (choice acquired from Washington along with Redskins' 10th choice in 1981 and San Diego's 5th choice in 1980 for S Tony Peters); 4b. (Browns' choice traded to San Diego for LB Don Goode); 5. Cox, Steve (P/K) Arkansas; 6. Simmons, Ron (DT) Florida State; 7. Johnson, Eddie (LB) Louisville; 8. (Browns' choice traded to New York Jets for DE Marshall Harris); 9. Schleusener, Randy (G) Nebraska; 10a. (Washington's choice acquired in S Tony Peters trade, returned to Washington for Redskins' 8th-round choice in 1982); 10b. (New England's choice, acquired for DE Ernie Price, traded to Washington along with choice 10a for Washington's 8th-round choice in 1982); 10c. Prater, Dean (DT) Oklahoma State; 11. Friday, Larry (S) Mississippi State; 12. McGill, Kevin (T) Oregon.

1982

1. Banks, Chip (LB) USC; 2. Baldwin, Keith (DE) Texas A&M; 3. (Browns' choice traded to Buffalo with Browns'

2nd choice in 1981 for G Joe DeLamielleure); 4. Walker, Dwight (RB/WR) Nicholls State (La.); 5. Baab, Mike (C/G) Texas; 6a. (Browns' choice traded to Dallas for LB Bruce Huther); 6b. Whitwell, Mike (WR) Texas A&M (choice acquired from Denver for LB Robert L. Jackson); 7. (Browns' choice traded to Buffalo for RB Terry Miller); 8a. Kafentzis, Mark (S) Hawaii, 8b. Heflin, Van (TE) Vanderbilt (choice acquired from Oakland for DE Lyle Alzado); 8c. Jackson, Bill (S) North Carolina (choice acquired from Washington for 10th choice in 1981); 9. Baker, Milton (TE) West Texas State; 10. Floyd, Ricky (RB) Southern Mississippi; 11. Michuta, Steve (QB) Grand Valley (Mich.); 12. Nicolas, Scott (LB) Miami.

1983

1. (Browns' choice traded to Buffalo along with Browns' 3rd choice in 1984 and 5th choice in 1985 for LB Tom Cousineau); 2. Brown, Ron (WR) Arizona State; 3. Camp, Reggie (DE) California; 4. (Browns' choice traded to San Diego for LB Don Goode); 5. Contz, Bill (T) Penn State; 6a. Stracka, Tim (TE) Wisconsin (choice acquired from Chicago for C Gerry Sullivan); 6b. Puzzuoli, Dave (NT) Pittsburgh; 7a. Belk, Rocky (WR) Miami (choice acquired from Chicago for LB Bruce Huther); 7b. (Browns' choice traded to Philadelphia for DE Thomas Brown); 8. McClearn, Mike (G/T) Temple; 9. (Browns' choice traded to San Francisco for K Matt Bahr); 10. Hopkins, Thomas (T) Alabama A&M; 11a. Green, Boyce (RB) Carson-Newman; 11b. McAdoo, Howard (LB) Michigan State (choice acquired from L.A. Raiders for Greg Pruitt); 12. Farren, Paul (C/T) Boston University.

1984

1. Rogers, Don (S) UCLA; 2a. Rockins, Chris (S) Oklahoma State (choice acquired from L.A. Rams for negotiating rights to WR Ron Brown); 2b. Davis, Bruce (WR) Baylor; 3. (Browns' choice traded to Buffalo along with Browns' 1st choice in 1983 and 5th choice in 1985 for LB Tom Cousineau); 4a. Bolden, Rickey (TE) Southern Methodist (choice acquired from Denver for WR Dave Logan); 4b. Brennan, Brian (WR) Boston College; 5. Piepkorn, Dave (T) North Dakota State; 6. Nugent, Terry (QB) Colorado State; 7. Dumont, Jim (LB) Rutgers; 8. (Browns' choice traded to N.Y. Jets for WR Bobby Jones); 9a. Jones, Don (WR) Texas A&M (choice acquired from Philadelphia for LB Bill Cowher); 9b. (Browns' choice traded to Chicago along with Browns' 10th, 11th and 12th round choices in 1984 for Bears' three picks in June, 1984 supplemental draft of players under contract to another league); 10a. (Browns' choice traded to Chicago, see 9b); 10b. Byner, Earnest (RB) East Carolina (choice acquired from L.A. Raiders for G-T Henry Sheppard); 11. (Browns' choice traded to Chicago, see 9b.); 12. (Browns' choice traded to Chicago, see 9b).

1984 Supplemental Draft

1a. Mack, Kevin (RB) Clemson (choice acquired from Chicago for Browns' 9th, 10th, 11th and 12th round choices in 1984 NFL Draft); 1b. Johnson, Mike (LB) Virginia Tech; 2a. McNeil, Gerald (WR) Baylor (Choice acquired from Chicago, see 1a.); 2b. Robison, Tommy (T) Texas A&M; 3a. West, Doug (LB) UCLA (choice acquired from Chicago, see 1a); 3b. Bond, John (QB) Mississippi State.

1985

1. (Browns' choice traded to Buffalo along with 1st choice in 1986, 3rd in 1985, and a 6th in 1986 for Buffalo's first pick in 1985 supplemental draft); 2. Allen, Greg (RB) Florida State; 3. (Browns' choice traded to Buffalo, see 1); 4. (Browns' choice traded to Miami for WR Duriel Harris); 5. (Browns' choice traded to Buffalo along with Browns' 1st in 1983 and 3rd in 1984 for LB Tom Cousineau); 6. Krerowicz, Mark (G) Ohio State; 7. Langhorne, Reggie (WR) Elizabeth City; 8. Banks, Fred (WR) Liberty Baptist; 9. (Browns' choice traded to Philadelphia for DE Carl Hairston); 10. Williams, Larry (G) Notre Dame; 11. Tucker, Travis (TE) S. Connecticut State; 12. Swanson, Shane (WR) Nebraska.

1985 Supplemental Draft

1. Kosar, Bernie (QB) Miami (choice acquired from Buffalo for 1st in 1985 and 1986, 3rd in 1985 and 6th in 1986).

1986

1. (Browns' choice traded to Buffalo along with 1st choice in 1985 3rd in 1985 and a 6th in '86 for Buffalo's first pick in 1985 supplemental draft); 2. Slaughter, Webster (WR) San Diego State; 3. (Browns' choice traded to Detroit for QB Gary Danielson); 4. (Browns' choice traded to L.A. Rams for WR Terry Greer); 5. Miller, Nick

HISTORY

Draft History

(LB) Arkansas; 6. (Browns' choice traded to Buffalo, see 1); 7a. Meyer, Jim (T) Illinois State; 7b. Norseth, Mike (QB) Kansas (choice acquired from Kansas City for RB Boyce Green); 8. (Browns' choice traded to Philadelphia for LB Anthony Griggs); 9. Taylor, Danny (DB) Texas (El Paso); 10. Smith, Willie (TE) Miami; 11. Dausin, Randy (G) Texas A&M; 12. Simmons, King (CB) Texas Tech.

1987

1. Junkin, Mike (LB) Duke (choice acquired from San Diego, along with San Diego's second 1987 choice in exchange for Browns' 1987 first and second round choices and LB-Chip Banks); 2. Rakoczy, Gregg (OT/C), Miami (choice acquired from San Diego, see round 1); 3a. Manoa, Tim (FB) Penn State; 3b. Jaeger, Jeff (K) Washington (choice acquired from L.A. Rams in exchange for Browns' 1987 4th, 5th and 12th round picks); 4. (Browns' choice to L.A. Rams, see 3b); 5. (Browns' choice to L.A. Rams, see 3b); 6. Braggs, Stephen (DB) Texas; 7. (Browns' choice to Green Bay for WR-John Jefferson); 8. Bullitt, Steve (LB) Texas A&M; 9. (Browns' choice to Indianapolis for QB-Mike Pagel); 10. Winters, Frank (C) Western Illinois; 11. Brewton, Larry (DB) Temple; 12. (Browns' choice to L.A. Rams, see 3b).

1988

1. Charlton, Clifford (LB) Florida; 2. Perry, Michael Dean (DL) Clemson; 3. Waiters, Van (LB) Indiana; 4. Blaylock, Anthony (CB) Winston-Salem; 5. (Browns' choice traded to Phoenix for DE Al Baker); 6. (Browns' choice traded to Philadelphia along with CB D.D. Hoggard for DL Chris Pike); 7. Gash, Thane (S) East Tennessee State; 8. Birden, J.J. (WR) Oregon; 9. Copeland, Danny (S) Eastern Kentucky; 10. Washington, Brian (S) Nebraska; 11. Hawkins, Hendley (WR) Nebraska; 12. Slayden, Steve (QB) Duke.

1989

1. Metcalf, Eric (RB) Texas (choice acquired from Denver for Browns' 1989 1st, 2nd, 5th and 9th); 2. Tillman, Lawyer (WR) Auburn (choice acquired from Green Bay along with Green Bay's 1989 5th for Browns' 1989 3rd, 1989 5th, 1990 1st and RB Herman Fontenot); 3. (Browns' choice to Green Bay - see round 2); 4. Stewart, Andrew (DE) Cincinnati; 5a. Kramer, Kyle (S) Bowling Green (choice acquired from Green Bay - see round two); 5b. Joines, Vernon (WR) Maryland (choice acquired from Kansas City for LB Mike Junkin); 6. Wilkerson, Gary (CB) Penn State; 7. Graybill, Mike (OT) Boston University; 8. Aelits, Rick (TE) S.E. Missouri State; 9. (Browns' selection traded to Denver - see round 1); 10. Buddenberg, John (OT) Akron; 11. Plocki, Dan (K) Maryland; 12. Brown, Marlon (LB) Memphis State.

1990

1. (Browns' choice traded to Green Bay, see 1989); 2. Hoard, Leroy (RB) Michigan; 3. Pleasant, Anthony (DE) Tennessee State; 4. Barnett, Harlon (S) Michigan St.; 5. Burnett, Rob (DE) Syracuse; 6. Hilliard, Randy (CB) Northwestern State; 7a. Galbraith, Scott (TE) USC; 7b. (Browns' choice traded to San Diego for RB-Barry Redden); 8. Jones, Jock (LB) Virginia Tech; 9. Rowell, Eugene (WR) Southern Mississippi; 10. Wallace, Mike (CB) Jackson State; 11. Gordon, Clemente (QB) Grambling; 12. Simien, Kerry (WR) Texas A&I.

1991

1. Turner, Eric (S) UCLA; 2. King, Ed (G) Auburn; 3. Jones, James (DL) Northern Iowa; 4. Sagapolutele, Pio (DL) San Diego State; 5. (Choice traded to Miami for 1990 7th round pick); 6. Jackson, Michael (WR) Southern Mississippi; 7. (choice traded to Green Bay for RB Brent Fullwood); 8. Conover, Frank (DL) Syracuse; 9a. Irvin, Ray (CB) Central Florida; 9b. (choice acquired from Seattle for DL Bob Buczkowski) Wiggins, Shawn (WR) Wyoming; 10. Greenfield, Brian (P) Pittsburgh; 11. Jones, Todd (OL) Henderson State; 12. Austin, Elijah (DL) North Carolina State.

1992

1. Vardell, Tommy (RB) Stanford; 2a. (Browns' choice [36th overall] traded to Dallas, along with Browns' 5th (121st overall) round choice, for Cowboys' 2nd (52nd), third (78th), 6th (163rd), 8th (222nd) and 12th (329th) round choices); 2b. Rowe, Patrick (WR) San Diego State (choice from Dallas, see 2a. above); 3a. Johnson, Bill (DL) Michigan State; 3b. Dixon, Gerald (LB) South Carolina (choice from Dallas, see 2a. above); 4. (Choice traded to Philadelphia for OL Ken Reeves); 5. (Choice to Dallas, see 2a. above); 6a. Smith, Rico (WR) Colorado

(choice from Tampa Bay for Browns' 6th and Dallas' 8th round choice, see 2a. above); 6b. (Choice to Tampa Bay, see 6a. above); 7. Jones, Selwyn (DB) Colorado State; 8a. Choice from Dallas to Tampa Bay, see 6a. and 2a. above); 8b. (Choice to New England for OL Freddie Childress); 9. Hill, Tim (DB) Kansas; 10. Lowe, Marcus (DT) Baylor; 11. Olobia, Augustin (WR) Washington State; 12a. McCant, Keithen (QB) Nebraska; 12b. Simpson, Tim (OL) Illinois (choice from Dallas, see 2a. above).

1993

1a. (Browns' choice [11th overall] traded for Denver's 1st round pick (14th overall) and 3rd round pick (83rd overall)); 1b. Everitt, Steve (C/G) Michigan (choice from Denver); 2. Footman, Dan (DE) Florida State; 3a. Traded to Detroit for DT Jerry Ball; 3b. Caldwell, Mike (LB) Middle Tennessee State (choice from Denver); 4. Traded to Chicago for C Jay Hilgenberg; 5. Arvie, Herman (OT) Grambling; 6. McKenzie, Rich (LB) Penn State; 7. Hill, Travis (LB) Nebraska; 8. Traded to the L.A. Rams for LB Frank Stams.

1994

1a. Langham, Antonio (CB) Alabama; 1b. Alexander, Derrick (WR) Michigan (choice [29th overall] acquired from Philadelphia in exchange for the Browns' 2nd round choice [40th overall] in the 1994 draft and a 2nd round choice in the 1995 draft); 2. (choice to Philadelphia, see 1b); 3. Bandison, Romeo (DT) Oregon; 4. (choice [112th overall] to Miami for OL Gene Williams in a 1993 trade); 5. Booth, Issac (DB) California; 6. Strait, Robert (FB) Baylor; 7. Hewitt, Hamza (OT) Clemson.

1995

1a. (Choice to San Francisco for 49ers' 1995 1st [30th overall], 3rd [94th overall], 4th [119th overall] and 1996 1st round pick); 1b. Powell, Craig (LB) Ohio State (choice from San Francisco, see 1a.); 2. Choice to Philadelphia (see 1994 round 2); 3a. Zeier, Eric (QB) Georgia; 3b. Frederick, Mike (DE) Virginia (choice from SF, see 1a above); 4a. Choice to Jacksonville for 1995 5th and 1996 6th; 4b. Choice from San Francisco traded to Philadelphia for 1995 5th; 1996 5th; 5a. Pupua, Tau (DT) Weber State (choice from Jacksonville, see 4a); 5b. Miller, Mike (WR) Notre Dame (choice from Philadelphia, see 4b); 6. Choice to San Diego in 1994 for CB Donald Frank; 7. Tellison, A.C. (WR) Miami (choice from NE for the Browns' 1995 7th round selection).

1999

1. Couch, Tim (QB) Kentucky; 2a. Johnson, Kevin (WR) Syracuse; 2b. Abdullah, Rahim (LB) Clemson; 3a. McCutcheon, Daylon (DB) Southern California; 3b. Smith, Marquis (DB) California; 4a. (Choice traded to San Francisco along with the Browns' first pick in the 5th round for QB Ty Detmer and the 49ers' 4th round pick); 4b. Choice traded to San Francisco for FB Marc Edwards; 4c. Rainer, Wali (LB) Virginia (choice from San Francisco, see 4a); 5a. (Choice traded to San Francisco, see 4a); 5b. Chiaverini, Darrin (WR) Colorado; 6a. Choice traded to Seattle for the Seahawks' 6th round pick and the Patriots' 6th round pick through Seattle; 6b. Spriggs, Marcus (DT) Troy State (choice acquired from Chicago for the Browns' 2nd selection in the 6th round and the Browns' 2nd and 3rd selections in the 7th round); 6c. Ogle, Kendall (LB) Maryland (choice from Seattle, see 6a); 6c. Dearth, James (TE) Tarleton State (choice from Seattle, see 6a); 7a. Hill, Madre (RB) Arkansas; 7b. (Choice traded to Chicago, see 6b); 7c. (Choice traded to Chicago, see 6b).

2000

1. Brown, Courtney (DE) Penn State; 2. Northcutt, Dennis (WR) Arizona; 3a. Prentice, Travis (RB) Miami (Ohio); 3b. Dawson, JaJuan (WR) Tulane; 4a. Sanders, Lewis (CB) Maryland; 4b. Shea, Aaron (TE) Michigan; 5a. Malbrough, Anthony (DB) Texas Tech; 5b. Chapman, Lamar (DB) Kansas State; 6a. Wynn, Spergon (QB) Southwest Texas State; 6b. Bedell, Brad (OL) Colorado; 7a. Savea, Manuia (OL) Arizona; 7b. Chandler, Eric (DL) Jackson State (choice acquired from Chicago for the Browns' 2nd and 3rd selections in the 7th round); 7c. Barnes, Rashidi (S) Colorado (choice from Chicago, see 7b).

2001

1. Warren, Gerard (DT) Florida; 2. Morgan, Quincy (WR) Kansas State; 3. Jackson, James (RB) Miami; 4. Henry, Anthony (DB) South Florida; 5. Pharms, Jeremiah (LB) Washington; 6. Jameson, Michael (DB) Texas A&M; 7a. Zukauskas, Paul (OL) Boston College; 7b. King, Andre (WR) Miami (compensatory selection).

HISTORY

Draft Choices by College

Abilene Christian 2, Adams State 1, Akron 2, Alabama 7, Alabama A&M 1, Alabama State 1, Alcorn State 1, Arizona 12, Arizona State 6, Arkansas 8, Arkansas A&M 1, Army 1, Auburn 5, Baldwin-Wallace 1, Ball State 1, Baylor 14, Boise State 1, Boston College 8, Boston U. 4, Bowling Green 9, Brown 1, California 6, Cal Poly 2, California State 1, Canisius 1, Carson-Newman 2, Case Tech 1, Central Florida 1, Central Michigan 1, Cincinnati 1, Clemson 6, College of Pacific 3, Colorado 12, Colorado State 3, Dartmouth 1, Dayton 3, Defiance 1, Delaware State 1, Delta State 1, Detroit 2, Drake 1, Duke 10, Duquesne 1, East Carolina 2, Eastern Illinois 2, Eastern Kentucky 1, Eastern Michigan 1, East Tennessee State 1, East Texas State 1, Edinboro State 1, Elizabeth City State 1, Evansville 1, Florida 7, Florida A&M 2, Florida State 12, Fresno State 2, Ft. Valley State 1, Georgia 8, Georgia Tech 5, Glassboro State 1, Grambling 9, Hawaii 1, Heidelberg 2, Henderson State 2, Hofstra 1, Houston 6, Idaho 2, Illinois 14, Illinois State 2, Indiana 5, Iowa 7, Iowa State 4, Iowa State Teachers 1, Jackson State 2, John Carroll 4, Kansas 7, Kansas State 6, Kent State 5, Kentucky 7, Kutztown State 1, Langston 1, Lehigh 2, Liberty U. 1, Louisiana State 7, Louisiana Tech 1, Louisville 2, Maine 2, Marshall 2, Maryland 12, Maryland-Eastern Shore 2, Massachusetts 3, Memphis 5, Miami (Fla.) 8, Miami (Ohio) 9, Michigan 16, Michigan State 19, Middle Tennessee State 3, Minnesota 6, Mississippi 12, Mississippi State 6, Mississippi Southern 1, Missouri 5, Montana 1, Montana State 1, Morgan State 3, Nebraska 12, Nebraska-Omaha 1, Nevada 1, Nevada-LasVegas 1, New Hampshire 1, New Mexico 1, New Mexico State 2, Nicholls State 1, No College 7, North Carolina 10, North Carolina State 4, North Dakota State 2, Northern Illinois 1, Northern Iowa 1, North Texas State 4, Northwestern 5, Northwestern State 4, Notre Dame 13, Ohio State 31, Ohio 2, Oklahoma 10, Oklahoma State 4, Oregon 4, Oregon State 3, Pacific 7, Pennsylvania 2, Penn State 9, Pittsburgh 12, C.W. Post 1, Prairie View 1, Presbyterian 1, Princeton 1, Purdue 22, Rice 7, Rutgers 1, St. Mary's 1, Sam Houston State 1, San Diego State 6, San Francisco State 1, San Jose State 3, Santa Clara 3, Shaw University 2, South Carolina 3, South Carolina State 2, South Florida 1, Southeastern Louisiana 3, Southeast Missouri State 1, Southern California 13, Southern Connecticut State 1, Southern Methodist 10, Southern Mississippi 4, Southern U. 3, Southwest Texas State 3, Southwestern 1, Stanford 6, Stephen F. Austin 2, Superior Teachers 1, Syracuse 12, Tarleton State 1, Temple 2, Tennessee 11, Tennessee-Martin 1, Tennessee A&I 2, Tennessee State 8, Texas 10, Texas A&I 1, Texas-Arlington 2, Texas A&M 11, Texas Christian 5, Texas-El Paso 3, Texas Southern 2, Texas Tech 5, Toledo 8, Trinity University-San Antonio 1, Troy State 1, Tufts 1, Tulane 8, Tulsa 6, Tuskegee 1, UCLA 5, Utah 3, Vanderbilt 6, Villanova 4, Virginia 9, Virginia Tech 1, Virginia Military 2, Wake Forest 6, Washington 5, Washington State 4, Washington U. 1, Washington & Lee 1, Wayne State (Neb.) 1, Waynesburg 1, Weber State 1, West Virginia 5, West Chester State 1, Western Kentucky 2, Western Illinois 2, Western Michigan 2, Western Reserve 2, Wichita State 1, William & Mary 2, Winston-Salem 1, Wisconsin 7, Wittenberg 1, Wyoming 2, Xavier 6, Yale 1, Yankton 1.

1999 Expansion Draft

1. OL Jim Pyne (Detroit); 2. DE Hurvin McCormack (Dallas); 3. OL Scott Rehberg (New England); 4. WR Damon Gibson (Cincinnati); 5. C Steve Gordon (San Francisco); 6. LB/FB Tarek Saleh (Carolina); 7. OL Jeff Buckley (Miami); 8. LB Jason Kyle (Seattle); 9. DE Rod Manuel (Pittsburgh); 10. LB Lenoy Jones (Tennessee); 11. DB Tim McTyer (Philadelphia); 12. LB Elijah Alexander (Indianapolis); 13. OT Pete Swanson (Kansas City); 14. DB Jerome Williams (San Diego); 15. DB Marlon Forbes (Chicago); 16. WR Justin Armour (Denver); 17. OL Paul Wiggins (Washington); 18. DB Duane Butler (Minnesota); 19. WR Fred Brock (Arizona); 20. DB Kory Blackwell (New York Giants); 21. DB Kevin Devine (Jacksonville); 22. DB Ray Jackson (Buffalo); 23. OL Jim Bundren (New York Jets); 24. OL Ben Cavil (Baltimore); 25. RB Michael Blair (Green Bay); 26. DL Antonio Anderson (Dallas); 27. OL Orlando Bobo (Minnesota); 28. LB James Williams (San Francisco); 29. QB Scott Milanovich (Tampa Bay); 30. DB Eric Stokes (Seattle); 31. RB Ronald Moore (Arizona); 32. FB Clarence Williams (Buffalo); 33. WR Freddie Solomon (Philadelphia); 34. DB Brandon Sanders (New York Giants); 35. DL Mike Thompson (Cincinnati); 36. RB Jerris McPhail (Detroit); 37. CB Antonio Langham (San Francisco).

Free Agency (1993-95, 1999-2001)

2001

Players Signed by Browns: LB Brant Boyer (Jacksonville); TE Ricky Dudley (Oakland); RB Curtis Enis (Chicago); QB Kelly Holcomb (Indianapolis); G Tré Johnson (Washington); LB Dwayne Rudd (Minnesota); FB Mike Sellers (Washington); DT Mark Smith (Arizona); OL Ross Verba (Green Bay).

Former Browns' Players Signed by Other Clubs: FB Marc Edwards (New England); WR David Patten (New England); QB Doug Pederson (Green Bay).

2000

Players Signed by Browns: DB Percy Ellsworth (N.Y. Giants); OL Everett Lindsay (Baltimore); DE Keith McKenzie (Green Bay); LB Marty Moore (New England); OT Roman Oben (N.Y. Giants); WR David Patten (N.Y. Giants); RB Errict Rhett (Baltimore); DL Orpheus Roye (Pittsburgh).

Former Browns' Players Signed by Other Clubs: OL Orlando Bobo (Baltimore); T Lomas Brown (N.Y. Giants); CB Antonio Langham (New England); QB Jamie Martin (Jacksonville); CB Ryan McNeil (Dallas); DB Marquez Pope (Oakland); OL Scott Rehberg (Cincinnati); WR Leslie Shepherd (Miami) LB-DE John Thierry (Green Bay).

1999

Players Signed by Browns: DE Derrick Alexander (Minnesota); DT Jerry Ball (Minnesota); T Lomas Brown (Arizona); T Orlando Brown (Baltimore); CB Corey Fuller (Minnesota); P Chris Gardocki (Indianapolis); DT Darius Holland (Detroit); DT John Jurkovic (Jacksonville); RB Terry Kirby (San Francisco); CB Ryan McNeil (St. Louis); LB Jamir Miller (Arizona); DB Marquez Pope (San Francisco); WR Leslie Shepherd (Washington); LB John Thierry (Chicago); C Dave Wohlabaugh (New England).

1995

Players Signed by Browns: DT Tim Goad (New England); WR Andre Rison (Atlanta); CB Johnny Thomas (Washington); RB Lorenzo White (Houston).

Former Browns' Players Signed by Other Clubs: RB Randy Baldwin (Carolina); DT James Jones (Denver); LB Frank Stams (Carolina).

note: lost WR Mark Carrier to Carolina in expansion draft.

1994

Players Signed by Browns: LB Carl Banks (Washington); RB Earnest Byner (Washington); CB Don Griffin (San Francisco); TE Walter Reeves (Arizona); QB Mark Rypien (Washington); OL Mike Withycombe (San Diego).

Former Browns' Players Signed by Other Clubs: P Brian Hansen (N.Y. Jets); CB Randy Hilliard (Denver); LB Mike Johnson (Detroit); LB Clay Matthews (Atlanta).

1993

Players Signed by Browns: WR Mark Carrier (Tampa Bay); OL Houston Hoover (Atlanta); WR Hassan Jones (Minnesota); CB Najee Mustafa (Minnesota); QB Vinny Testaverde (Tampa Bay).

Former Browns' Players Signed by Other Clubs: WR Webster Slaughter (Houston – in 1992); TE Mark Bavaro (New England); QB Mike Tomczak (Pittsburgh).

HISTORY

"PLAN B" FREE AGENTS (1989-92)

1992

Players Signed by Browns During "Plan B" (11): RB James Brooks (Cincinnati); WR Jamie Holland (L.A. Raiders); CB Alonzo Hampton (Tampa); TE Pete Holohan (Kansas City); WR Keenan McCardell (Washington); S Stevon Moore (Miami); LB Anthony Moss (N.Y. Giants); RB Bruce Perkins (Indianapolis); CB Terry Taylor (Detroit); RB Ron Wolfley (Arizona); S Tony Zachary (New England).

Former Browns' Players Signed by Other Clubs During "Plan B" (6): DT Frank Conover (Green Bay); S Thane Gash (San Francisco); CB Ray Irvin (Kansas City); CB Joe King (Tampa Bay); WR Reggie Langhorne (Indianapolis); WR Mike Oliphant (Seattle).

1991

Players Signed by Browns During "Plan B" (11): TE Charles Arbuckle (New Orleans); LB David Brandon (San Diego); LB Richard Brown (San Diego); P Brian Hansen (New England); K Mike Lansford (L.A. Rams — failed physical); S Vince Newsome (L.A. Rams); QB Todd Philcox (Cincinnati); G John Rienstra (Pittsburgh); RB Lee Rouson (N.Y. Giants); K Matt Stover (N.Y. Giants); T Rob Woods (Kansas City).

Former Browns' Players Signed by Other Clubs During "Plan B" (6): DE Robert Banks (Houston); LB Marcus Cotton (Seattle); DL Marlon Jones (Tampa Bay); FB Tim Manoa (New Orleans); DT Chris Pike (San Diego); S Felix Wright (Minnesota).

1990

Players Signed by Browns During "Plan B" (6): C Mike Baab (New England); CB Raymond Clayborn (New England); LB Lawrence McGrew (New England); LB Ken Rose (N.Y. Jets); G Ralph Tamm (Washington); DE Rhondy Weston (Tampa Bay).

Former Browns' Players Signed by Other Clubs During "Plan B" (5): CB Hanford Dixon (San Francisco); RB Keith Jones (Dallas); S Robert Lyons (Minnesota); WR Gerald McNeil (Houston); TE Ron Middleton (Washington).

1989

Players Signed by Browns During "Plan B" (14): DE Al Baker (Minnesota); OG Ted Banker (N.Y. Jets); DE Robert Banks (Houston); C Tom Baugh (Kansas City); WR Ray Butler (Seattle); RB Patrick Collins (Green Bay); DL Tom Gibson (New England); CB Kerry Glenn (N.Y. Jets); RB Keith Jones (L.A. Rams); LB Barry Krauss (Indianapolis); QB Mike Norseth (Cincinnati); WR Darryl Usher (New England); P Bryan Wagner (Chicago); WR Chris Woods (L.A. Raiders).

Former Browns' Players Signed by Other Clubs During "Plan B" (10): DE Sam Clancy (Indianapolis); S Danny Copeland (Kansas City); NT Bob Golic (L.A. Raiders); K Jeff Jaeger (L.A. Raiders); TE Jeff Modesitt (Atlanta); P Max Runager (Kansas City); QB Steve Slayden (Kansas City); WR Clarence Weathers (Indianapolis); G Larry Williams (San Diego); C Frank Winters (N.Y. Giants).

Trade History (1999-2001)

- 02/12/1999** The Browns acquired defensive end **Roy Barker** and tight end **Irv Smith** from San Francisco for past considerations.
- 02/26/1999** The Browns traded fourth-round selection (110th overall) and fifth-round selection (134th overall) in 1999 NFL Draft to San Francisco for quarterback **Ty Detmer** and the 49ers' fourth-round selection (124th overall) in 1999. The Browns selected linebacker **Wali Rainer**.
- 04/18/1999** The Browns traded fourth-round draft choice (96th overall) in 1999 to San Francisco for fullback **Marc Edwards**.
- 04/18/1999** The Browns traded their first selection in the sixth round (170th overall) of the 1999 NFL Draft to Seattle for Seahawks' sixth-round pick (187th overall) and Patriots' sixth-round pick (191st overall), previously obtained by Seattle. The Browns selected linebacker **Kendall Ogle** and tight end **James Dearth**.
- 04/18/1999** The Browns traded their second and third choice in the seventh round (221st and 253rd overall) of the 1999 NFL Draft to Chicago for the Bears' second selection in sixth round (174th overall). The Browns selected defensive tackle **Marcus Spriggs**.
- 04/22/1999** The Browns acquired running back **Sedrick Shaw** from New England for past considerations.
- 09/28/1999** The Browns traded defensive tackle **Jerry Ball** to Minnesota for defensive end **Stalin Colinet** and a seventh-round draft choice.
- 10/19/1999** The Browns traded their first choice in the sixth round (167th overall) of the 2000 NFL Draft to Miami for running back **Karim Abdul-Jabbar**.
- 04/16/2000** The Browns traded their second (compensatory selection from the NFL) and third choice (acquired from Minnesota) in seventh round (223rd and 254th overall) to Chicago for two seventh-round draft choices (209th and 225th overall). The Browns selected defensive lineman **Eric Chandler** and defensive back **Rashidi Barnes**.

HISTORY

Browns vs. NFL Teams

	REGULAR SEASON		
	Won	Lost	Tied
Arizona Cardinals	32	11	3
Atlanta Falcons	8	2	0
Baltimore Ravens	0	4	0
Buffalo Bills (1-0)	7	4	0
Carolina Panthers	0	1	0
Chicago Bears	8	3	0
Cincinnati Bengals	28	27	0
Dallas Cowboys (2-1)	15	9	0
Denver Broncos (0-3)	5	14	0
Detroit Lions (1-3)	3	12	0
Green Bay Packers (0-1)	6	8	0
Indianapolis Colts (2-2)	14	8	0
Jacksonville Jaguars	0	6	0
Kansas City Chiefs	8	7	2
Miami Dolphins (0-2)	4	6	0
Minnesota Vikings (0-1)	3	8	0
New England Patriots (1-0)	11	5	0
New Orleans Saints	10	3	0
New York Giants (1-1)	25	18	2
New York Jets (1-0)	9	6	0
Oakland Raiders (0-2)	4	9	0
Philadelphia Eagles	31	13	1
Pittsburgh Steelers (0-1)	54	42	0
St. Louis Rams (2-1)	8	8	0
San Diego Chargers	6	10	1
San Francisco 49ers	9	6	0
Seattle Seahawks	4	9	0
Tampa Bay Buccaneers	5	0	0
Tennessee Titans (0-1)	30	25	0
Washington Redskins	32	9	1
TOTALS (.564 pct.)	379	293	10
Playoff Totals (.367 pct.)		(11)	(19)

(playoffs in parentheses)

Browns vs. NFL Teams

Results vs. Arizona Cardinals

Chicago Cardinals	10-15-1950	W	34-24
at Chicago Cardinals	11-05-1950	W	10-7
at Chicago Cardinals	11-04-1951	W	34-17
Chicago Cardinals	12-02-1951	W	49-28
Chicago Cardinals	11-09-1952	W	28-13
at Chicago Cardinals	12-07-1952	W	10-0
at Chicago Cardinals	10-04-1953	W	27-7
Chicago Cardinals	11-29-1953	W	27-16
Chicago Cardinals	10-10-1954	W	31-7
at Chicago Cardinals	10-24-1954	W	35-3
at Chicago Cardinals	10-30-1955	W	26-20
Chicago Cardinals	12-11-1955	W	35-24
at Chicago Cardinals	09-30-1956	L	7-9
Chicago Cardinals	12-16-1956	L	7-24
at Chicago Cardinals	10-27-1957	W	17-7
Chicago Cardinals	12-01-1957	W	31-0
Chicago Cardinals	10-12-1958	W	35-28
at Chicago Cardinals	10-26-1958	W	38-24
at Chicago Cardinals	10-04-1959	W	34-7
Chicago Cardinals	10-18-1959	W	17-7
St. Louis Cardinals	11-13-1960	W	28-27
at St. Louis Cardinals	11-27-1960	T	17-17
St. Louis Cardinals	09-24-1961	W	20-17
at St. Louis Cardinals	10-29-1961	W	21-10
at St. Louis Cardinals	10-21-1962	W	34-7
St. Louis Cardinals	11-18-1962	W	38-14
St. Louis Cardinals	11-17-1963	L	14-20
at St. Louis Cardinals	12-01-1963	W	24-10
St. Louis Cardinals	09-20-1964	T	33-33
at St. Louis Cardinals	12-06-1964	L	19-28
St. Louis Cardinals	09-26-1965	L	13-49
at St. Louis Cardinals	12-19-1965	W	27-24
St. Louis Cardinals	09-25-1966	L	28-34
at St. Louis Cardinals	12-17-1966	W	38-10
St. Louis Cardinals	10-15-1967	W	20-16
at St. Louis Cardinals	12-10-1967	W	20-16
St. Louis Cardinals	10-13-1968	L	21-27
at St. Louis Cardinals	12-14-1968	L	16-27
St. Louis Cardinals	10-26-1969	T	21-21
at St. Louis Cardinals	12-14-1969	W	27-21
at St. Louis Cardinals	09-29-1974	L	7-29
at St. Louis Cardinals	10-28-1979	W	38-20

St. Louis Cardinals	09-08-1985	L	24-27
at Phoenix Cardinals	10-23-1988	W	29-21
Arizona Cardinals	09-18-1994	W	32-0
at Arizona Cardinals	10-08-2000	L	21-29
Totals	32-11-3	.744	
Home	14-6-2	.700	
Away	18-5-1	.783	

Results vs. Atlanta Falcons

at Atlanta Falcons	10-30-1966	W	49-17
Atlanta Falcons	10-27-1968	W	30-7
Atlanta Falcons	10-31-1971	L	14-31
at Atlanta Falcons	10-17-1976	W	20-17
at Atlanta Falcons	09-17-1978	W	24-16
Atlanta Falcons	09-27-1981	W	28-17
at Atlanta Falcons	11-18-1984	W	23-7
Atlanta Falcons	11-08-1987	W	38-3
Atlanta Falcons	12-16-1990	W	13-10
at Atlanta Falcons	11-28-1993	L	14-17
Totals	8-2-0	.800	
Home	4-1-0	.800	
Away	4-1-0	.800	

Results vs. Baltimore Ravens

at Baltimore Ravens	09-26-1999	L	10-17
Baltimore Ravens	11-07-1999	L	9-41
Baltimore Ravens	10-01-2000	L	0-12
at Baltimore Ravens	11-26-2000	L	7-44
Totals	0-4-0	.000	
Home	0-2-0	.000	
Away	0-2-0	.000	

Results vs. Buffalo Bills

Buffalo Bills	11-26-1972	W	27-10
Buffalo Bills	11-24-1974	L	10-15
at Buffalo Bills	10-23-1977	W	27-16
Buffalo Bills	10-29-1978	W	41-20
at Buffalo Bills	11-01-1981	L	13-22
at Buffalo Bills	11-04-1984	W	13-10
Buffalo Bills	11-17-1985	W	17-7
at Buffalo Bills	12-07-1986	W	21-17
Buffalo Bills	11-15-1987	W	27-21
Buffalo Bills	11-04-1990	L	0-42

HISTORY

Browns vs. NFL Teams

Buffalo Bills	10-02-1995	L	19-22
Totals	7-4-0		.636
Home	4-3-0		.571
Away	3-1-0		.750

Results vs. Carolina Panthers

Carolina Panthers	11-21-1999	L	17-31
Totals	0-1-0		.000
Home	0-1-0		.000
Away	0-0-0		.000

Results vs. Chicago Bears

Chicago Bears	11-25-1951	W	42-21
at Chicago Bears	11-14-1954	W	39-10
Chicago Bears	12-11-1960	W	42-0
at Chicago Bears	12-10-1961	L	14-17
Chicago Bears	10-22-1967	W	24-0
at Chicago Bears	11-30-1969	W	28-24
Chicago Bears	10-15-1972	L	0-17
Chicago Bears	11-03-1980	W	27-21
at Chicago Bears	09-07-1986	L	31-41
Chicago Bears	10-23-1989	W	27-7
Chicago Bears	11-29-1992	W	27-14
Totals	8-3-0		.727
Home	6-1-0		.857
Away	2-2-0		.500

Results vs. Cincinnati Bengals

Cincinnati Bengals	10-11-1970	W	30-27
at Cincinnati Bengals	11-15-1970	L	10-14
at Cincinnati Bengals	10-17-1971	W	27-24
Cincinnati Bengals	12-05-1971	W	31-27
Cincinnati Bengals	10-01-1972	W	27-6
at Cincinnati Bengals	12-09-1972	W	27-24
Cincinnati Bengals	10-07-1973	W	17-10
at Cincinnati Bengals	12-09-1973	L	17-34
at Cincinnati Bengals	09-15-1974	L	7-33
Cincinnati Bengals	10-13-1974	L	24-34
at Cincinnati Bengals	09-21-1975	L	17-24
Cincinnati Bengals	11-23-1975	W	35-23
Cincinnati Bengals	10-03-1976	L	24-45
at Cincinnati Bengals	10-31-1976	L	6-21
at Cincinnati Bengals	09-18-1977	W	13-3

Cincinnati Bengals	11-06-1977	L	7-10
Cincinnati Bengals	09-10-1978	W	13-10
at Cincinnati Bengals	12-17-1978	L	16-48
Cincinnati Bengals	10-21-1979	W	28-27
at Cincinnati Bengals	12-16-1979	L	12-16
Cincinnati Bengals	11-23-1980	W	31-7
at Cincinnati Bengals	12-21-1980	W	27-24
at Cincinnati Bengals	09-20-1981	W	20-17
Cincinnati Bengals	11-29-1981	L	21-41
at Cincinnati Bengals	12-12-1982	L	10-23
Cincinnati Bengals	09-15-1983	W	17-7
at Cincinnati Bengals	10-23-1983	L	21-28
at Cincinnati Bengals	10-21-1984	L	9-12
Cincinnati Bengals	12-02-1984	L	17-20
at Cincinnati Bengals	11-10-1985	L	10-27
Cincinnati Bengals	11-24-1985	W	24-6
Cincinnati Bengals	09-18-1986	L	13-30
at Cincinnati Bengals	12-14-1986	W	34-3
at Cincinnati Bengals	10-18-1987	W	34-0
Cincinnati Bengals	12-13-1987	W	38-24
at Cincinnati Bengals	09-25-1988	L	17-24
Cincinnati Bengals	10-30-1988	W	23-16
at Cincinnati Bengals	09-25-1989	L	14-21
Cincinnati Bengals	12-03-1989	L	0-21
Cincinnati Bengals	10-22-1990	L	13-34
at Cincinnati Bengals	12-30-1990	L	14-21
Cincinnati Bengals	09-15-1991	W	14-13
at Cincinnati Bengals	11-03-1991	L	21-23
at Cincinnati Bengals	11-01-1992	L	10-30
Cincinnati Bengals	12-06-1992	W	37-21
Cincinnati Bengals	09-05-1993	W	27-14
at Cincinnati Bengals	10-17-1993	W	28-17
at Cincinnati Bengals	09-04-1994	W	28-20
Cincinnati Bengals	10-23-1994	W	37-13
at Cincinnati Bengals	10-29-1995	W	29-26
Cincinnati Bengals	12-17-1995	W	26-10
Cincinnati Bengals	10-10-1999	L	17-18
at Cincinnati Bengals	12-12-1999	L	28-44
at Cincinnati Bengals	09-10-2000	W	24-7
Cincinnati Bengals	10-29-2000	L	3-12
Totals	28-27-0		.509
Home	17-10-0		.630
Away	11-17-0		.393

Browns vs. NFL Teams

Results vs. Dallas Cowboys

at Dallas Cowboys	10-16-1960	W	48-7
Dallas Cowboys	10-01-1961	W	25-7
at Dallas Cowboys	12-03-1961	W	38-17
Dallas Cowboys	10-07-1962	W	19-10
at Dallas Cowboys	12-02-1962	L	21-45
at Dallas Cowboys	09-22-1963	W	41-24
Dallas Cowboys	11-24-1963	W	27-17
Dallas Cowboys	10-04-1964	W	27-6
at Dallas Cowboys	10-18-1964	W	20-16
Dallas Cowboys	10-17-1965	W	23-17
at Dallas Cowboys	11-21-1965	W	24-17
Dallas Cowboys	10-23-1966	W	30-21
at Dallas Cowboys	11-24-1966	L	14-26
Dallas Cowboys	09-17-1967	L	14-21
at Dallas Cowboys	09-22-1968	L	7-28
Dallas Cowboys	11-02-1969	W	42-10
Dallas Cowboys	12-12-1970	L	2-6
at Dallas Cowboys	12-07-1974	L	17-41
Dallas Cowboys	09-24-1979	W	26-7
at Dallas Cowboys	11-25-1982	L	14-31
at Dallas Cowboys	09-22-1985	L	7-20
Dallas Cowboys	12-04-1988	W	24-21
Dallas Cowboys	09-01-1991	L	14-26
at Dallas Cowboys	12-10-1994	W	19-14
Totals	15-9-0	.625	
Home	9-3-0	.750	
Away	6-6-0	.500	

Results vs. Denver Broncos

at Denver Broncos	12-20-1970	W	27-13
Denver Broncos	10-24-1971	L	0-27
at Denver Broncos	10-29-1972	W	27-20
Denver Broncos	10-27-1974	W	23-21
at Denver Broncos	10-19-1975	L	15-16
at Denver Broncos	09-26-1976	L	13-44
Denver Broncos	11-12-1978	L	7-19
Denver Broncos	10-05-1980	L	16-19
at Denver Broncos	11-08-1981	L	20-23
at Denver Broncos	12-04-1983	L	6-27
Denver Broncos	09-16-1984	L	14-24
at Denver Broncos	11-13-1988	L	7-30
Denver Broncos	10-01-1989	W	16-13

at Denver Broncos	10-08-1990	W	30-29
Denver Broncos	12-08-1991	L	7-17
Denver Broncos	09-27-1992	L	0-12
Denver Broncos	11-07-1993	L	14-29
at Denver Broncos	10-30-1994	L	14-26
at Denver Broncos	10-15-2000	L	10-44
Totals	5-14-0	.263	
Home	3-7-0	.300	
Away	3-6-0	.333	

Results vs. Detroit Lions

at Detroit Lions	11-02-1952	L	6-17
Detroit Lions	12-19-1954	L	10-14
at Detroit Lions	12-08-1957	L	7-20
Detroit Lions	11-09-1958	L	10-30
at Detroit Lions	12-08-1963	L	10-38
Detroit Lions	11-15-1964	W	37-21
at Detroit Lions	09-24-1967	L	14-31
Detroit Lions	10-05-1969	L	21-28
Detroit Lions	10-18-1970	L	24-41
at Detroit Lions	11-09-1975	L	10-21
at Detroit Lions	09-11-1983	W	31-26
Detroit Lions	09-28-1986	W	24-21
at Detroit Lions	11-23-1989	L	10-13
at Detroit Lions	12-13-1992	L	14-24
at Detroit Lions	10-08-1995	L	20-38
Totals	3-12-0	.200	
Home	2-4-0	.333	
Away	1-8-0	.111	

Results vs. Green Bay Packers

at Green Bay Packers	09-27-1953	W	27-0
Green Bay Packers	10-23-1955	W	41-10
at Green Bay Packers	11-04-1956	W	24-7
Green Bay Packers	10-15-1961	L	17-49
at Green Bay Packers	11-22-1964	L	21-28
Green Bay Packers	09-18-1966	L	20-21
at Green Bay Packers	11-12-1967	L	7-55
Green Bay Packers	12-07-1969	W	20-7
Green Bay Packers	09-17-1972	L	10-26
Green Bay Packers	10-19-1980	W	26-21
at Green Bay Packers	11-06-1983	L	21-35
Green Bay Packers	10-19-1986	L	14-17

HISTORY

Browns vs. NFL Teams

Green Bay Packers	10-18-1992	W	17-6
Green Bay Packers	11-19-1995	L	20-31
Totals	6-8-0		.429
Home	4-5-0		.444
Away	2-3-0		.400

Results vs. Indianapolis Colts

at Baltimore Colts	09-24-1950	W	31-0
Baltimore Colts	11-11-1956	L	7-21
at Baltimore Colts	11-01-1959	W	38-31
Baltimore Colts	10-14-1962	L	14-36
at Baltimore Colts	10-20-1968	W	30-20
at Baltimore Colts	09-26-1971	W	14-13
Baltimore Colts	09-16-1973	W	24-14
at Baltimore Colts	11-02-1975	L	7-21
at Baltimore Colts	11-19-1978	W	45-24
Baltimore Colts	09-16-1979	W	13-10
at Baltimore Colts	11-09-1980	W	28-27
Baltimore Colts	10-25-1981	W	42-28
Baltimore Colts	11-27-1983	W	41-23
at Indianapolis Colts	11-02-1986	W	24-9
Indianapolis Colts	12-06-1987	L	7-9
Indianapolis Colts	09-19-1988	W	23-17
at Indianapolis Colts	12-10-1989	L	17-23
at Indianapolis Colts	12-01-1991	W	31-0
at Indianapolis Colts	09-06-1992	L	3-14
at Indianapolis Colts	09-26-1993	L	10-23
at Indianapolis Colts	09-25-1994	W	21-14
Indianapolis Colts	12-26-1999	L	28-29
Totals	14-8-0		.636
Home	5-4-0		.555
Away	9-4-0		.692

Results vs. Jacksonville Jaguars

Jacksonville Jaguars	10-22-1995	L	15-23
at Jacksonville Jaguars	12-24-1995	L	21-24
at Jacksonville Jaguars	10-17-1999	L	7-24
Jacksonville Jaguars	12-19-1999	L	14-24
Jacksonville Jaguars	09-03-2000	L	7-27
at Jacksonville Jaguars	12-03-2000	L	0-48
Totals	0-6-0		.000
Home	0-3-0		.000
Away	0-3-0		.000

Results vs. Kansas City Chiefs

at Kansas City Chiefs	11-14-1971	L	7-13
Kansas City Chiefs	10-08-1972	L	7-31
at Kansas City Chiefs	12-02-1973	T	20-20
Kansas City Chiefs	12-14-1975	W	40-14
at Kansas City Chiefs	12-12-1976	L	14-39
Kansas City Chiefs	10-30-1977	W	44-7
at Kansas City Chiefs	10-22-1978	L	3-17
at Kansas City Chiefs	09-09-1979	W	27-24
Kansas City Chiefs	09-21-1980	W	20-13
at Kansas City Chiefs	09-30-1984	L	6-10
Kansas City Chiefs	10-12-1986	W	20-7
at Kansas City Chiefs	09-04-1988	W	6-3
Kansas City Chiefs	11-19-1989	T	10-10
at Kansas City Chiefs	09-30-1990	L	0-34
Kansas City Chiefs	11-24-1991	W	20-15
at Kansas City Chiefs	11-20-1994	L	13-20
Kansas City Chiefs	09-24-1995	W	35-17
Totals	8-7-2		.529
Home	6-1-1		.813
Away	2-6-1		.278

Results vs. Miami Dolphins

at Miami Dolphins	10-25-1970	W	28-0
Miami Dolphins	10-15-1973	L	9-17
Miami Dolphins	11-28-1976	W	17-13
Miami Dolphins	11-18-1979	W	30-24
Miami Dolphins	11-10-1986	W	26-16
at Miami Dolphins	12-12-1988	L	31-38
at Miami Dolphins	10-08-1989	L	10-13
Miami Dolphins	11-25-1990	L	13-30
Miami Dolphins	09-14-1992	L	23-27
Miami Dolphins	10-10-1993	L	14-24
Totals	4-6-0		.400
Home	3-4-0		.429
Away	1-2-0		.333

Results vs. Minnesota Vikings

Minnesota Vikings	10-31-1965	L	17-27
Minnesota Vikings	11-19-1967	W	14-10
at Minnesota Vikings	11-09-1969	L	3-51
at Minnesota Vikings	11-04-1973	L	3-26
Minnesota Vikings	09-28-1975	L	10-42

Browns vs. NFL Teams

at Minnesota Vikings	12-14-1980	L	23-28
Minnesota Vikings	09-04-1983	L	21-27
at Minnesota Vikings	10-26-1986	W	23-20
Minnesota Vikings	12-17-1989	W	23-17
at Minnesota Vikings	11-22-1992	L	13-17
at Minnesota Vikings	12-09-1995	L	11-27
Totals	3-8-0		.273
Home	2-3-0		.400
Away	1-5-0		.167

Results vs. New England Patriots

New England Patriots	11-21-1971	W	27-7
at New England Patriots	11-10-1974	W	21-14
New England Patriots	09-26-1977	W	30-27
at New England Patriots	09-07-1980	L	17-34
New England Patriots	11-21-1982	W	10-7
at New England Patriots	11-20-1983	W	30-0
New England Patriots	10-07-1984	L	16-17
New England Patriots	10-06-1985	W	24-20
at New England Patriots	10-04-1987	W	20-10
at New England Patriots	09-08-1991	W	20-0
at New England Patriots	10-25-1992	W	19-17
New England Patriots	12-19-1993	L	17-20
New England Patriots	11-06-1994	W	13-6
at New England Patriots	09-03-1995	L	14-17
New England Patriots	10-03-1999	L	7-19
New England Patriots	11-12-2000	W	19-11
Totals	11-5-0		.688
Home	6-3-0		.667
Away	5-2-0		.714

Results vs. New Orleans Saints

at New Orleans Saints	10-01-1967	W	42-7
at New Orleans Saints	09-15-1968	W	24-10
New Orleans Saints	11-10-1968	W	35-17
at New Orleans Saints	10-12-1969	W	27-17
at New Orleans Saints	12-12-1971	W	21-17
New Orleans Saints	11-30-1975	W	17-16
at New Orleans Saints	10-08-1978	W	24-16
New Orleans Saints	10-18-1981	W	20-17
New Orleans Saints	10-28-1984	L	14-16
at New Orleans Saints	09-13-1987	L	21-28
at New Orleans Saints	10-14-1990	L	20-25

New Orleans Saints	12-05-1993	W	17-13
at New Orleans Saints	10-31-1999	W	21-16
Totals	10-3-0		.769
Home	4-1-0		.800
Away	6-2-0		.750

Results vs. New York Giants

New York Giants	10-01-1950	L	0-6
at New York Giants	10-22-1950	L	13-17
New York Giants	10-27-1951	W	14-13
at New York Giants	11-18-1951	W	10-0
New York Giants	10-12-1952	L	9-17
at New York Giants	12-14-1952	L	34-37
at New York Giants	10-25-1953	W	7-0
New York Giants	12-06-1953	W	62-14
New York Giants	10-31-1954	W	24-14
at New York Giants	11-28-1954	W	16-7
New York Giants	11-06-1955	W	24-14
at New York Giants	11-27-1955	T	35-35
New York Giants	10-14-1956	L	9-21
at New York Giants	12-09-1956	W	24-7
New York Giants	09-29-1957	W	6-3
at New York Giants	12-15-1957	W	34-28
New York Giants	11-02-1958	L	17-21
at New York Giants	12-14-1958	L	10-13
New York Giants	10-11-1959	L	6-10
at New York Giants	12-06-1959	L	7-48
New York Giants	11-06-1960	L	13-17
at New York Giants	12-15-1960	W	48-34
New York Giants	11-26-1961	L	21-37
at New York Giants	12-17-1961	T	7-7
New York Giants	09-16-1962	W	17-7
at New York Giants	12-09-1962	L	13-17
at New York Giants	10-13-1963	W	35-24
New York Giants	10-27-1963	L	6-33
New York Giants	10-25-1964	W	42-20
at New York Giants	12-12-1964	W	52-20
at New York Giants	10-24-1965	W	38-14
New York Giants	11-14-1965	W	34-21
at New York Giants	10-02-1966	W	28-7
New York Giants	12-04-1966	W	49-40
at New York Giants	10-29-1967	L	34-38
New York Giants	12-03-1967	W	24-14

HISTORY

Browns vs. NFL Teams

New York Giants	12-01-1968	W	45-10
New York Giants	11-23-1969	W	28-17
at New York Giants	12-21-1969	L	14-27
New York Giants	09-30-1973	W	12-10
at New York Giants	11-20-1977	W	21-7
at New York Giants	12-01-1985	W	35-33
at New York Giants	09-22-1991	L	10-13
New York Giants	12-04-1994	L	13-16
New York Giants	11-05-2000	L	3-24
Totals	25-18-2	.581	
Home	13-10-0	.565	
Away	12-8-2	.600	

Results vs. New York Jets

New York Jets	09-21-1970	W	31-21
at New York Jets	12-17-1972	W	26-10
New York Jets	09-12-1976	W	38-17
New York Jets	12-10-1978	W	37-34
at New York Jets	09-02-1979	W	25-22
New York Jets	12-07-1980	W	17-14
New York Jets	12-12-1981	L	13-14
New York Jets	10-09-1983	W	10-7
New York Jets	10-14-1984	L	20-24
at New York Jets	12-22-1985	L	10-37
New York Jets	09-11-1988	L	3-23
New York Jets	09-17-1989	W	38-24
at New York Jets	09-16-1990	L	21-24
New York Jets	10-06-1991	L	14-17
New York Jets	10-02-1994	W	27-7
Totals	9-6-0	.600	
Home	7-4-0	.636	
Away	2-2-0	.500	

Results vs. Oakland Raiders

at Oakland Raiders	11-08-1970	L	20-23
Oakland Raiders	10-04-1971	L	20-34
at Oakland Raiders	11-18-1973	W	7-3
Oakland Raiders	10-06-1974	L	24-40
at Oakland Raiders	11-16-1975	L	17-38
Oakland Raiders	10-09-1977	L	10-26
at Oakland Raiders	12-09-1979	L	14-19
Los Angeles Raiders	10-20-1985	L	20-21
at Los Angeles Raiders	11-16-1986	L	14-27

at Los Angeles Raiders	12-20-1987	W	24-17
at Los Angeles Raiders	09-20-1992	W	28-16
at Los Angeles Raiders	09-19-1993	W	19-16
at Oakland Raiders	09-24-2000	L	10-36
Totals	4-9-0	.308	
Home	0-4-0	.000	
Away	4-5-0	.444	

Results vs. Philadelphia Eagles

at Philadelphia Eagles	09-16-1950	W	35-10
Philadelphia Eagles	12-03-1950	W	13-7
Philadelphia Eagles	11-11-1951	W	20-17
at Philadelphia Eagles	12-16-1951	W	24-9
at Philadelphia Eagles	10-19-1952	W	49-7
Philadelphia Eagles	11-23-1952	L	20-28
Philadelphia Eagles	10-10-1953	W	37-13
at Philadelphia Eagles	12-13-1953	L	27-42
at Philadelphia Eagles	09-26-1954	L	10-28
Philadelphia Eagles	11-21-1954	W	6-0
Philadelphia Eagles	10-09-1955	W	21-17
at Philadelphia Eagles	11-13-1955	L	17-33
at Philadelphia Eagles	11-18-1956	W	16-0
Philadelphia Eagles	12-02-1956	W	17-14
Philadelphia Eagles	10-13-1957	W	24-7
at Philadelphia Eagles	10-20-1957	L	7-17
Philadelphia Eagles	11-23-1958	W	28-14
at Philadelphia Eagles	12-01-1958	W	21-14
Philadelphia Eagles	11-08-1959	W	28-7
at Philadelphia Eagles	12-13-1959	W	28-21
at Philadelphia Eagles	09-25-1960	W	41-24
Philadelphia Eagles	10-23-1960	L	29-31
at Philadelphia Eagles	09-17-1961	L	20-27
Philadelphia Eagles	11-19-1961	W	45-24
at Philadelphia Eagles	09-30-1962	L	7-35
Philadelphia Eagles	11-04-1962	T	14-14
Philadelphia Eagles	10-20-1963	W	37-7
at Philadelphia Eagles	11-03-1963	W	23-17
at Philadelphia Eagles	09-27-1964	W	28-20
Philadelphia Eagles	11-29-1964	W	38-24
at Philadelphia Eagles	10-03-1965	W	35-17
Philadelphia Eagles	11-07-1965	W	38-34
Philadelphia Eagles	11-13-1966	W	27-7
at Philadelphia Eagles	12-11-1966	L	21-33

at Philadelphia Eagles	12-17-1967	L	24-28
Philadelphia Eagles	11-24-1968	W	47-13
at Philadelphia Eagles	09-21-1969	W	27-20
at Philadelphia Eagles	09-24-1972	W	27-17
Philadelphia Eagles	11-14-1976	W	24-3
at Philadelphia Eagles	11-04-1979	W	24-19
Philadelphia Eagles	09-19-1982	L	21-24
Philadelphia Eagles	10-16-1988	W	19-3
Philadelphia Eagles	11-10-1991	L	30-32
at Philadelphia Eagles	11-13-1994	W	26-7
Philadelphia Eagles	12-10-2000	L	24-35
Totals	31-13-1		.705
Home	17-5-1		.773
Away	14-8-0		.636

Results vs. Pittsburgh Steelers

at Pittsburgh Steelers	10-07-1950	W	30-17
Pittsburgh Steelers	10-29-1950	W	45-7
Pittsburgh Steelers	10-21-1951	W	17-0
at Pittsburgh Steelers	12-09-1951	W	28-0
at Pittsburgh Steelers	10-04-1952	W	21-20
Pittsburgh Steelers	11-16-1952	W	29-28
Pittsburgh Steelers	11-08-1953	W	34-16
at Pittsburgh Steelers	11-22-1953	W	20-16
at Pittsburgh Steelers	10-17-1954	L	27-55
Pittsburgh Steelers	12-12-1954	W	42-7
Pittsburgh Steelers	11-20-1955	W	41-14
at Pittsburgh Steelers	12-04-1955	W	30-7
at Pittsburgh Steelers	10-06-1956	W	14-10
Pittsburgh Steelers	11-28-1956	L	16-24
at Pittsburgh Steelers	10-05-1957	W	23-12
Pittsburgh Steelers	11-10-1957	W	24-0
at Pittsburgh Steelers	10-05-1958	W	45-12
Pittsburgh Steelers	10-19-1958	W	27-10
at Pittsburgh Steelers	09-26-1959	L	7-17
Pittsburgh Steelers	11-22-1959	L	20-21
Pittsburgh Steelers	10-02-1960	W	28-20
at Pittsburgh Steelers	11-20-1960	L	10-14
at Pittsburgh Steelers	10-22-1961	W	30-28
Pittsburgh Steelers	11-05-1961	L	13-17
at Pittsburgh Steelers	10-28-1962	W	41-14
Pittsburgh Steelers	11-25-1962	W	35-14
Pittsburgh Steelers	10-05-1963	W	35-23
at Pittsburgh Steelers	11-10-1963	L	7-9
Pittsburgh Steelers	10-10-1964	L	7-23
at Pittsburgh Steelers	11-01-1964	W	30-17
Pittsburgh Steelers	10-09-1965	W	24-19
at Pittsburgh Steelers	11-28-1965	W	42-21
Pittsburgh Steelers	10-08-1966	W	41-10
at Pittsburgh Steelers	11-06-1966	L	6-16
Pittsburgh Steelers	10-07-1967	W	21-10
at Pittsburgh Steelers	11-05-1967	W	34-14
Pittsburgh Steelers	10-05-1968	W	31-24
at Pittsburgh Steelers	11-17-1968	W	45-24
Pittsburgh Steelers	10-18-1969	W	42-31
at Pittsburgh Steelers	11-16-1969	W	24-3
Pittsburgh Steelers	10-03-1970	W	15-7
at Pittsburgh Steelers	11-29-1970	L	9-28
Pittsburgh Steelers	10-10-1971	W	27-17
at Pittsburgh Steelers	11-07-1971	L	9-26
Pittsburgh Steelers	11-19-1972	W	26-24
at Pittsburgh Steelers	12-03-1972	L	0-30
at Pittsburgh Steelers	09-23-1973	L	6-33
Pittsburgh Steelers	11-25-1973	W	21-16
at Pittsburgh Steelers	10-20-1974	L	16-20
Pittsburgh Steelers	11-17-1974	L	16-26
Pittsburgh Steelers	10-05-1975	L	6-42
at Pittsburgh Steelers	12-07-1975	L	17-31
at Pittsburgh Steelers	09-19-1976	L	14-31
Pittsburgh Steelers	10-10-1976	W	18-16
Pittsburgh Steelers	10-02-1977	L	14-28
at Pittsburgh Steelers	11-13-1977	L	31-35
at Pittsburgh Steelers	09-24-1978	L	9-15
Pittsburgh Steelers	10-15-1978	L	14-34
Pittsburgh Steelers	10-07-1979	L	35-51
at Pittsburgh Steelers	11-25-1979	L	30-33
Pittsburgh Steelers	10-26-1980	W	27-26
at Pittsburgh Steelers	11-16-1980	L	13-16
at Pittsburgh Steelers	10-11-1981	L	7-13
Pittsburgh Steelers	11-22-1981	L	10-32
Pittsburgh Steelers	12-19-1982	W	10-9
at Pittsburgh Steelers	01-02-1983	L	21-37
at Pittsburgh Steelers	10-16-1983	L	17-44
Pittsburgh Steelers	12-18-1983	W	30-17
Pittsburgh Steelers	09-23-1984	W	20-10
at Pittsburgh Steelers	12-09-1984	L	20-23

HISTORY

Browns vs. NFL Teams

Pittsburgh Steelers	09-16-1985	W	17-7
at Pittsburgh Steelers	11-03-1985	L	9-10
at Pittsburgh Steelers	10-05-1986	W	27-24
Pittsburgh Steelers	11-23-1986	W	37-31
Pittsburgh Steelers	09-20-1987	W	34-10
at Pittsburgh Steelers	12-26-1987	W	19-13
at Pittsburgh Steelers	10-02-1988	W	23-9
Pittsburgh Steelers	11-20-1988	W	27-7
at Pittsburgh Steelers	09-10-1989	W	51-0
Pittsburgh Steelers	10-15-1989	L	7-17
Pittsburgh Steelers	09-09-1990	W	13-3
at Pittsburgh Steelers	12-23-1990	L	0-35
Pittsburgh Steelers	10-27-1991	W	17-14
at Pittsburgh Steelers	12-22-1991	L	10-17
Pittsburgh Steelers	10-11-1992	W	17-9
at Pittsburgh Steelers	12-27-1992	L	13-23
Pittsburgh Steelers	10-24-1993	W	28-23
at Pittsburgh Steelers	01-02-1994	L	9-16
Pittsburgh Steelers	09-11-1994	L	10-17
at Pittsburgh Steelers	12-18-1994	L	7-17
at Pittsburgh Steelers	11-13-1995	L	3-20
Pittsburgh Steelers	11-26-1995	L	17-20
Pittsburgh Steelers	09-12-1999	L	0-43
at Pittsburgh Steelers	11-14-1999	W	16-15
Pittsburgh Steelers	09-17-2000	W	23-20
at Pittsburgh Steelers	10-22-2000	L	0-22
Totals	54-42-0	.563	
Home	34-14-0	.708	
Away	20-28-0	.417	

Results vs. San Diego Chargers

San Diego Chargers	11-01-1970	L	10-27
at San Diego Chargers	11-13-1972	W	21-17
San Diego Chargers	10-28-1973	T	16-16
at San Diego Chargers	11-03-1974	L	35-36
San Diego Chargers	10-24-1976	W	21-17
at San Diego Chargers	12-04-1977	L	14-37
San Diego Chargers	09-07-1981	L	14-44
San Diego Chargers	12-05-1982	L	13-30
at San Diego Chargers	09-25-1983	W	30-24
at San Diego Chargers	09-29-1985	W	21-7
San Diego Chargers	12-21-1986	W	47-17
at San Diego Chargers	11-01-1987	L	24-27

San Diego Chargers	09-23-1990	L	14-24
at San Diego Chargers	10-20-1991	W	30-24
San Diego Chargers	11-15-1992	L	13-14
at San Diego Chargers	12-03-1995	L	13-31
at San Diego Chargers	12-05-1999	L	10-23
Totals	6-10-1	.375	
Home	2-5-1	.313	
Away	4-5-0	.444	

Results vs. San Francisco 49ers

San Francisco 49ers	11-12-1950	W	34-14
at San Francisco 49ers	09-30-1951	L	10-24
San Francisco 49ers	11-15-1953	W	23-21
at San Francisco 49ers	10-02-1955	W	38-3
San Francisco 49ers	11-29-1959	L	20-21
at San Francisco 49ers	12-15-1962	W	13-10
at San Francisco 49ers	11-03-1968	W	33-21
at San Francisco 49ers	09-27-1970	L	31-34
San Francisco 49ers	12-01-1974	W	7-0
San Francisco 49ers	09-03-1978	W	24-7
at San Francisco 49ers	11-15-1981	W	15-12
San Francisco 49ers	11-11-1984	L	7-41
at San Francisco 49ers	11-29-1987	L	24-38
at San Francisco 49ers	10-28-1990	L	17-20
San Francisco 49ers	09-13-1993	W	23-13
Totals	9-6-0	.600	
Home	5-2-0	.714	
Away	4-4-0	.500	

Results vs. Seattle Seahawks

at Seattle Seahawks	12-18-1977	L	19-20
at Seattle Seahawks	12-03-1978	L	24-47
Seattle Seahawks	11-11-1979	L	24-29
at Seattle Seahawks	10-12-1980	W	27-3
at Seattle Seahawks	12-20-1981	L	21-42
at Seattle Seahawks	09-12-1982	W	21-7
Seattle Seahawks	10-02-1983	L	9-24
at Seattle Seahawks	09-03-1984	L	0-33
at Seattle Seahawks	12-08-1985	L	13-31
Seattle Seahawks	10-09-1988	L	10-16
at Seattle Seahawks	11-12-1989	W	17-7
at Seattle Seahawks	11-14-1993	L	5-22
Seattle Seahawks	12-24-1994	W	35-9

Browns vs. NFL Teams

Totals	4-9-0	.308
Home	1-3-0	.250
Away	3-6-0	.333

Results vs. St. Louis Rams

at Los Angeles Rams	10-07-1951	W	38-23
Los Angeles Rams	09-28-1952	W	37-7
Los Angeles Rams	11-24-1957	W	45-31
at Los Angeles Rams	09-28-1958	W	30-27
Los Angeles Rams	09-29-1963	W	20-6
at Los Angeles Rams	12-12-1965	L	7-42
Los Angeles Rams	09-29-1968	L	6-24
at Los Angeles Rams	12-16-1973	L	17-30
Los Angeles Rams	11-27-1977	L	0-9
Los Angeles Rams	11-26-1978	W	30-19
at Los Angeles Rams	10-04-1981	L	16-27
at Los Angeles Rams	09-09-1984	L	17-20
Los Angeles Rams	10-26-1987	W	30-17
Los Angeles Rams	12-02-1990	L	23-38
at Los Angeles Rams	12-26-1993	W	42-14
at St. Louis Rams	10-24-1999	L	3-34
Totals	8-8-0	.500	
Home	5-3-0	.625	
Away	3-5-0	.375	

Results vs. Tampa Bay Buccaneers

at Tampa Bay Buccaneers	11-21-1976	W	24-7
at Tampa Bay Buccaneers	09-28-1980	W	34-27
Tampa Bay Buccaneers	11-13-1983	W	20-0
at Tampa Bay Buccaneers	11-05-1989	W	42-31
Tampa Bay Buccaneers	09-10-1995	W	22-6
Totals	5-0-0	1.000	
Home	2-0-0	1.000	
Away	3-0-0	1.000	

Results vs. Tennessee Titans

Houston Oilers	11-22-1970	W	28-14
at Houston Oilers	12-07-1970	W	21-10
Houston Oilers	09-19-1971	W	31-0
at Houston Oilers	11-28-1971	W	37-24
at Houston Oilers	10-22-1972	W	23-17
Houston Oilers	11-05-1972	W	20-0
Houston Oilers	10-21-1973	W	42-13

at Houston Oilers	11-11-1973	W	23-13
Houston Oilers	09-22-1974	W	20-7
at Houston Oilers	12-15-1974	L	24-28
Houston Oilers	10-12-1975	L	10-40
at Houston Oilers	12-21-1975	L	10-21
at Houston Oilers	11-07-1976	W	21-7
Houston Oilers	12-05-1976	W	13-10
at Houston Oilers	10-16-1977	W	24-23
Houston Oilers	12-11-1977	L	15-19
Houston Oilers	10-01-1978	L	13-16
at Houston Oilers	11-05-1978	L	10-14
at Houston Oilers	09-30-1979	L	10-31
Houston Oilers	12-02-1979	W	14-7
Houston Oilers	09-15-1980	L	7-16
at Houston Oilers	11-30-1980	W	17-14
Houston Oilers	09-13-1981	L	3-9
at Houston Oilers	12-03-1981	L	13-17
at Houston Oilers	12-26-1982	W	20-14
Houston Oilers	10-30-1983	W	25-19
at Houston Oilers	12-11-1983	L	27-34
Houston Oilers	11-25-1984	W	27-10
at Houston Oilers	12-16-1984	W	27-20
at Houston Oilers	10-13-1985	W	21-6
Houston Oilers	12-15-1985	W	28-21
at Houston Oilers	09-14-1986	W	23-20
Houston Oilers	11-30-1986	W	13-10
Houston Oilers	10-11-1987	L	10-15
at Houston Oilers	11-22-1987	W	40-7
at Houston Oilers	11-07-1988	L	17-24
Houston Oilers	12-18-1988	W	28-23
Houston Oilers	10-29-1989	W	28-17
at Houston Oilers	12-23-1989	W	24-20
Houston Oilers	11-18-1990	L	23-35
at Houston Oilers	12-09-1990	L	14-58
at Houston Oilers	11-17-1991	L	24-28
Houston Oilers	12-15-1991	L	14-17
at Houston Oilers	11-08-1992	W	24-14
Houston Oilers	12-20-1992	L	14-17
Houston Oilers	11-21-1993	L	20-27
at Houston Oilers	12-12-1993	L	17-19
at Houston Oilers	10-13-1994	W	11-8
Houston Oilers	11-27-1994	W	34-10
at Houston Oilers	09-17-1995	W	14-7

HISTORY

Browns vs. NFL Teams

Houston Oilers	11-05-1995	L	10-37
at Tennessee Titans	09-19-1999	L	9-26
Tennessee Titans	11-28-1999	L	21-33
at Tennessee Titans	11-19-2000	L	10-24
Tennessee Titans	12-17-2000	L	0-24
Totals	30-25-0	.545	
Home	14-13-0	.519	
Away	16-12-0	.571	

Results vs. Washington Redskins

Washington Redskins	11-19-1950	W	20-14
at Washington Redskins	12-10-1950	W	45-21
Washington Redskins	10-14-1951	W	45-0
Washington Redskins	10-26-1952	W	19-15
at Washington Redskins	11-30-1952	W	48-24
at Washington Redskins	10-18-1953	W	30-14
Washington Redskins	11-01-1953	W	27-3
Washington Redskins	11-07-1954	W	62-3
at Washington Redskins	12-05-1954	W	34-14
Washington Redskins	09-25-1955	L	17-27
at Washington Redskins	10-16-1955	W	24-14
at Washington Redskins	10-21-1956	L	9-20
Washington Redskins	11-25-1956	L	17-20
Washington Redskins	11-03-1957	W	21-17
at Washington Redskins	11-17-1957	T	30-30
at Washington Redskins	11-16-1958	W	20-10
Washington Redskins	11-30-1958	W	21-14
Washington Redskins	10-25-1959	W	34-7
at Washington Redskins	11-15-1959	W	31-17
at Washington Redskins	10-30-1960	W	31-10
Washington Redskins	12-04-1960	W	27-16
Washington Redskins	10-08-1961	W	31-7
at Washington Redskins	11-12-1961	W	17-6
Washington Redskins	09-23-1962	L	16-17
at Washington Redskins	11-11-1962	L	9-17
Washington Redskins	09-15-1963	W	37-14
at Washington Redskins	12-15-1963	W	27-20
at Washington Redskins	09-13-1964	W	27-13
Washington Redskins	11-08-1964	W	34-24
at Washington Redskins	09-19-1965	W	17-7
Washington Redskins	12-05-1965	W	24-16
at Washington Redskins	09-11-1966	W	38-14
Washington Redskins	11-20-1966	W	14-3

Washington Redskins	11-26-1967	W	42-37
at Washington Redskins	12-08-1968	W	24-21
Washington Redskins	09-28-1969	W	27-23
at Washington Redskins	12-19-1971	W	20-13
Washington Redskins	10-26-1975	L	7-23
Washington Redskins	10-14-1979	L	9-13
Washington Redskins	10-27-1985	L	7-14
at Washington Redskins	11-27-1988	W	17-13
at Washington Redskins	10-13-1991	L	17-42
Totals	32-9-1	.774	
Home	16-6-0	.727	
Away	16-3-1	.825	



HISTORY**Ranking by Yards (Since 1971)**

Year	Offense			Defense		
	Total	Rushing	Passing	Total	Rushing	Passing
1971	18	20	9	17	23	4
1972	19	19	21	16	24	3
1973	23	13	23	11	15	9
1974	20	14	23	23	25	8
1975	21	14	21	19	15	23
1976	10	9	11	9	4	13
1977	9	8	10	20	19	13
1978	5	5	8	25	11	28
1979	3	14	6	24	27	19
1980	5	26	2	23	6	28
1981	4	20	4	16	18	15
1982	17	23	12	23	26	14
1983	10	19	6	9	14	9
1984	24	21	18	2	15	3
1985	21	8	25	9	10	12
1986	9	22	8	19	18	15
1987	9	21	5	3	2	8
1988	18	24	9	6	15	6
1989	16	21	11	7	10	9
1990	25	28	12	17	23	15
1991	19	24	9	18	21	15
1992	18	19	17	14	7	19
1993	20	17	19	12	12	13
1994	16	14	19	7	13	7
1995	21	22	14	24	20	24
1999	31	31	29	31	31	11
2000	31	30	30	26	29	12

HISTORY

Browns in Overtime

Sept. 26, 1977—Cleveland 30, New England 27, at Cleveland; Browns won coin toss. Brian Sipe threw a 22-yard pass to Dave Logan at Patriots' 19. Don Cockroft kicked a 35-yard field goal at 4:45.

Sept. 10, 1978—Cleveland 13, Cincinnati 10, at Cleveland; Browns won toss. Larry Collins returned a kick-off 41 yards to the Browns' 47. Don Cockroft kicked a 27-yard field goal at 4:30.

Sept. 24, 1978—Pittsburgh 15, Cleveland 9, at Pittsburgh; Steelers won toss. Bennie Cunningham scored on a 37-yard "gadget" pass from Terry Bradshaw at 3:43. Steelers started winning drive on their own 21.

Dec. 9, 1978—Cleveland 37, New York Jets 34, at Cleveland; Browns won toss. Don Cockroft kicked a 22-yard field goal at 3:07.

Sept. 2, 1979—Cleveland 25, New York Jets 22, at New York; Jets won toss. Pat Leahy's 43-yard field goal attempt was wide right at 4:41. Johnny Evans' punt was blocked by Donald Dykes and recovered by Tom Newton. Chuck Ramsey punted into the end zone for a touchback. Evans punted and Bruce Harper returned to the Jets' 24. Matt Robinson's pass was intercepted by Oliver Davis and returned 33 yards to Jets' 31. Don Cockroft kicked a 27-yard field goal at 14:45.

Nov. 18, 1979—Cleveland 30, Miami 24, at Cleveland; Browns won toss. Brian Sipe passed 39 yards to Reggie Rucker for touchdown at 1:59.

Nov. 25, 1979—Pittsburgh 33, Cleveland 30, at Pittsburgh; Browns won toss. Brian Sipe's pass was intercepted by Mel Blount on the Steelers' four. Terry Bradshaw's pass was intercepted by Ron Bolton on Browns' 12. Johnny Evans punted and Theo Bell returned to the Steelers' 17. Matt Bahr kicked a 37-yard field goal at 4:51.

Nov. 8, 1981—Denver 23, Cleveland 20, at Denver; Browns won toss. Dennis Smith recovered Calvin Hill's fumble at the Denver 48. Craig Morton's 33-yard pass to Rick Upchurch and six-yard run by Dave Preston set up Fred Steinfort's 30-yard field goal at 4:10.

Sept. 25, 1983—Cleveland 30, San Diego 24, at San Diego; Browns won toss. Harry Holt scored on 48-yard pass play from Brian Sipe at 1:53.

Oct. 30, 1983—Cleveland 25, Houston 19, at Cleveland; Oilers won toss. Teams traded punts. Mike Whitwell intercepted Gifford Nielsen's pass and returned it to the Oilers' 20. Boyce Green scored a touchdown on next play at 6:34.

Dec. 2, 1984—Cincinnati 20, Cleveland 17, at Cleveland; Browns won toss. Browns failed to get first down and Steve Cox punted 41 yards. John Simmons returned the punt 30 yards to the Browns' 35. Jim Breech kicked a 35-yard field goal at 4:34.

Sept. 8, 1985—St. Louis 27, Cleveland 24, at Cleveland; Cardinals won toss. Ron Wolfley returned the kick-off 24 yards to the St. Louis 36. The Cardinals gained 46 yards in nine plays before Neil O'Donoghue kicked a 35-yard field goal at 5:27.

Nov. 23, 1986—Cleveland 37, Pittsburgh 31, at Cleveland; Browns won toss. Following an exchange of possessions, Bernie Kosar threw a 36-yard touchdown pass to Webster Slaughter at 6:37.

Nov. 30, 1986—Cleveland 13, Houston 10, at Cleveland; Houston won toss and elected to kickoff. The Browns' drive was stalled. Frank Minnifield intercepted Oliver Luck. The Browns' drive halted. Minnifield intercepted Luck again. Mark Moseley kicked a 29-yard field goal at 14:44.

Jan. 3, 1987—Cleveland 23, N.Y. Jets 20 (2 OT), at Cleveland (AFC Divisional Playoffs); Jets won coin toss in first overtime. Dave Jennings punted to Browns' 26. Browns drove to Jets 5. Mark Moseley missed 23-yard field goal (wide right). Jennings punted to Browns 38. Jeff Gossett punted to Jets 19. Jennings punted to Browns 31. Moseley kicked 27-yard field goal following a 60-yard drive at 2:02 (2nd OT).

Jan. 11, 1987—Denver 23, Cleveland 20, at Cleveland (AFC Championship); Browns won toss. Jeff Gossett punted to Gerald Willhite, who returned the ball to the Denver 25. Rich Karlis kicked a 33-yard field goal at 5:48.

Nov. 1, 1987—San Diego 27, Cleveland 24, at San Diego; Browns won toss. Bernie Kosar's pass intended for Ernest Byner was intercepted by Vencie Glenn. Vince Abbott kicked 33-yard field goal at 2:16.

Oct. 8, 1989—Miami 13, Cleveland 10, at Miami; Browns won toss. Matt Bahr missed a 44-yard field goal wide left. Pete Stoyanovich kicked a 35-yard field goal at 8:37.

Nov. 19, 1989—Cleveland 10, Kansas City 10, at Cleveland; Browns won toss. Each team had three possessions. Nick Lowery was short on a 47-yard field goal attempt at :17.

Dec. 10, 1989—Indianapolis 23, Cleveland 17, at Indianapolis; Browns won toss. Matt Bahr missed a 35-yard field goal wide left. The Colts punted. Bernie Kosar's pass was intercepted by Mike Prior, who returns 58 yards for a TD at 4:06.

Dec. 17, 1989—Cleveland 23, Minnesota 17, at Cleveland; Browns won toss. After both teams punted, Mike Pagel threw a 14-yard pass to Van Waiters on a fake 31-yard field goal attempt at 5:30.

Oct. 20, 1991—Cleveland 30, San Diego 24, at San Diego; Chargers won toss. The teams exchanged possessions. David Brandon scored on a 30-yard interception of John Friesz at 9:02.

Oct. 29, 1995 – Cleveland 29, Cincinnati 26, at Cincinnati; Browns won toss. On the Bengals' second possession, Carl Banks tipped a Jeff Blake pass into the hands of Dana Hall, who returned the ball to the Cincinnati 45. Earnest Byner raced 23 yards on a draw to set up Matt Stover's 28-yard field goal with 8:30 left in overtime.

NOTE—Cleveland's overtime record is 12-8-1 (13-9-1 including postseason). The Browns set a team record with four overtime games in 1989, tying for second most in NFL history. The Browns are 1-1 in postseason overtime games. Coin toss results: Browns win toss (7-7-1); Browns lose toss (5-2).

SHUTOUTS

BY BROWNS

9/18/1994	vs. Arizona Cardinals	32-0
12/01/1991	at Indianapolis Colts	31-0
9/08/1991	at New England Patriots	20-0
9/10/1989	at Pittsburgh Steelers	51-0
10/18/1987	at Cincinnati Bengals	34-0*
11/20/1983	at New England Patriots	30-0
11/13/1983	vs. Tampa Bay Buccaneers	20-0
12/01/1974	vs. San Francisco 49ers	7-0
11/05/1972	vs. Houston Oilers	20-0
9/19/1971	vs. Houston Oilers	31-0
10/25/1970	at Miami Dolphins	28-0
10/22/1967	vs. Chicago Bears	24-0
12/27/1964	vs. Baltimore Colts	27-0**
12/11/1960	vs. Chicago Bears	42-0
12/01/1957	vs. Chicago Cardinals	31-0
11/10/1957	vs. Pittsburgh Steelers	24-0
11/18/1956	at Philadelphia Eagles	16-0
11/21/1954	vs. Philadelphia Eagles	6-0
10/25/1953	at New York Giants	7-0
9/27/1953	at Green Bay Packers	27-0
12/07/1952	at Chicago Cardinals	10-0
12/09/1951	at Pittsburgh Steelers	28-0
11/18/1951	at New York Giants	10-0
10/21/1951	vs. Pittsburgh Steelers	17-0
10/14/1951	vs. Washington Redskins	45-0
9/24/1950	at Baltimore Colts	31-0

BY OPPONENTS

12/17/2000	vs. Tennessee Titans	0-24
12/03/2000	at Jacksonville Jaguars	0-48
10/22/2000	at Pittsburgh Steelers	0-22
10/01/2000	vs. Baltimore Ravens	0-12
9/12/1999	vs. Pittsburgh Steelers	0-43
9/27/1992	vs. Denver Broncos	0-12
12/23/1990	at Pittsburgh Steelers	0-35
11/04/1990	vs. Buffalo Bills	0-42
9/30/1990	at Kansas City Chiefs	0-34
12/03/1989	vs. Cincinnati Bengals	0-21
9/03/1984	at Seattle Seahawks	0-33
11/27/1977	vs. Los Angeles Rams	0-9
12/03/1972	at Pittsburgh Steelers	0-30
10/15/1972	vs. Chicago Bears	0-17
10/24/1971	vs. Denver Broncos	0-27
12/29/1968	vs. Baltimore Colts	0-34**
12/21/1958	at New York Giants	0-10#
10/01/1950	vs. New York Giants	0-6

conference playoff game

**NFL Championship

The Browns have won 26 NFL games by shutout and lost 14. Cleveland registered eight shutouts in the AAFC, and was never shutout.

* replacement game, during 1987 players' strike

**NFL Championship

HISTORY

Browns on Prime Time

1970's

Sept. 21, 1970*CLEVELAND 31, New York Jets 21	at Cleveland
Dec. 7, 1970CLEVELAND 21, Houston 10	at Houston
Oct. 4, 1971Oakland 34, CLEVELAND 20	at Cleveland
Nov. 13, 1972CLEVELAND 21, San Diego 17	at San Diego
Oct. 15, 1973Miami 17, CLEVELAND 9	at Cleveland
Sept. 26, 1977CLEVELAND 30, New England 27 (OT)	at Cleveland
Sept. 24, 1979CLEVELAND 26, Dallas 7	at Cleveland

1980's

Sept. 15, 1980Houston 16, CLEVELAND 7	at Cleveland
Nov. 3, 1980CLEVELAND 27, Chicago 21	at Cleveland
Sept. 7, 1981San Diego 44, CLEVELAND 14	at Cleveland
Dec. 3, 1981**Houston 17, CLEVELAND 13	at Houston
Sept. 15, 1983**CLEVELAND 17, Cincinnati 7	at Cleveland
Sept. 16, 1984#Denver 24, CLEVELAND 14	at Cleveland
Sept. 16, 1985CLEVELAND 17, Pittsburgh 7	at Cleveland
Sept. 18, 1986**Cincinnati 30, CLEVELAND 13	at Cleveland
Nov. 10, 1986CLEVELAND 26, Miami 16	at Cleveland
Oct. 26, 1987CLEVELAND 30, L.A. Rams 17	at Cleveland
Nov. 29, 1987#San Francisco 38, CLEVELAND 24	at San Francisco
Sept. 19, 1988CLEVELAND 23, Indianapolis 17	at Cleveland
Nov. 7, 1988Houston 24, CLEVELAND 17	at Houston
Dec. 12, 1988Miami 38, CLEVELAND 31	at Miami
Sept. 25, 1989Cincinnati 21, CLEVELAND 14	at Cincinnati
Oct. 23, 1989CLEVELAND 27, Chicago 7	at Cleveland
Dec. 23, 1989##CLEVELAND 24, Houston 20	at Houston


1990's

Oct. 8, 1990CLEVELAND 30, Denver 29	at Denver
Oct. 22, 1990Cincinnati 34, CLEVELAND 13	at Cleveland
Nov. 17, 1991#Houston 28, CLEVELAND 24	at Houston
Sept. 14, 1992Miami 27, CLEVELAND 23	at Cleveland
Sept. 13, 1993CLEVELAND 23, San Francisco 13	at Cleveland
Oct. 13, 1994**CLEVELAND 11, Houston 8	at Houston
Oct. 2, 1995Buffalo 22, CLEVELAND 19	at Buffalo
Nov. 13, 1995Pittsburgh 20, CLEVELAND 3	at Pittsburgh
Sept. 12, 1999#Pittsburgh 43, CLEVELAND 0	at Cleveland

Overall: 16-17 Home: 11-9 Away: 5-8

* First game ever on Monday Night TV

Monday Nights Except: **Thursday Night, #Sunday Night, ##Saturday Night



Bernie Kosar

YEAR BY YEAR

Pre-season Results—All-America Football Conference

1946 (1-0)

Brooklyn Dodgers at Akron (35,964)35-20

1947 (1-0)

Baltimore Colts at Akron (35,106).....28-0

1948 (1-1)

Buffalo Bisons at Akron (28,069)35-21

Baltimore Colts at Toledo (13,433)17-21

1949 (2-0-1)

Chicago Rockets at Toledo (13,500)21-0

San Francisco 49ers (31,157)21-21

New York Yankees at Akron (19,441).....28-21

Pre-season Results—National Football League

1950 (5-0)

Green Bay Packers at Toledo (10,000)38-7

Baltimore Colts at Cincinnati (21,000)34-7

Detroit Lions at Akron (23,670)35-14

Chicago Bears (51,076)27-23

Pittsburgh Steelers at Buffalo (15,259).....41-31

1951 (4-1)

College All-Stars (92,180).....33-0

New York Yankees at Akron (25,820).....52-0

at Detroit Lions (35,165)20-21

at Chicago Bears (67,342)32-21

Los Angeles Rams (38,851) 7-6

1952 (2-2)

at Green Bay Packers (22,215).....21-14

Chicago Bears (37,976)14-7

Detroit Lions at Syracuse (26,000)21-28

San Francisco 49ers at Akron (30,119).....31-35

1953 (4-1-1)

at San Francisco 49ers (36,273)20-7

at Los Angeles Rams (21,440) 9-27

at Detroit Lions (39,985)24-24

Baltimore Colts at Akron (20,000).....23-21

at Chicago Bears (36,796)20-14

Green Bay Packers (22,336).....21-13

1954 (2-3)

at Green Bay Packers (15,747).....14-13

at Los Angeles Rams (58,567)10-38

at San Francisco 49ers (46,877)21-38

Detroit Lions at Dallas (42,000)31-56

Chicago Bears (17,631)35-7

1955 (1-5)

College All-Stars (75,000).....27-30

Green Bay Packers at Akron (22,000)13-7

at San Francisco 49ers (41,604)14-17

Los Angeles Rams (35,948)21-38

Detroit Lions (29,581)3-19

at Chicago Bears (43,067)21-24

1956 (2-5)

College All-Stars (75,000).....26-0

at San Francisco 49ers (38,741)17-28

at Los Angeles Rams (40,175) 6-17

Green Bay Packers (15,456).....20-21

at Detroit Lions (48,105).....0-17

Detroit Lions at Akron (28,201)14-31

at Chicago Bears (56,543)24-14

1957 (2-4)

at Detroit Lions (40,150)10-20

Pittsburgh Steelers at Akron (26,669)28-13

at San Francisco 49ers (32,840)17-21

at Los Angeles Rams (45,011)14-20

Detroit Lions (34,369)23-7

at Chicago Bears (47,354) 3-29

1958 (3-3)

Pittsburgh Steelers at Akron (27,202)10-0

at Detroit Lions (36,662)..... 7-17

at Los Angeles Rams (41,387)13-10

at San Francisco 49ers (31,339)16-21

at Chicago Bears (52,669)31-42

Detroit Lions (35,343)41-7

1959 (2-4)

at Pittsburgh Steelers (27,432)20-34

Detroit Lions at Akron (22,654) 3-9

at San Francisco 49ers (24,737)14-17

at Los Angeles Rams (55,883)27-24

at Detroit Lions (33,435)28-31

Chicago Bears (25,316)33-31

1960 (5-1)

at Detroit Lions (24,620)28-14

at Pittsburgh Steelers (16,360)27-24

at Los Angeles Rams (48,175)17-22

San Francisco 49ers at Portland (25,898).....26-24

Chicago Bears at Akron (21,568)16-10

Detroit Lions (25,911)14-10

1961 (3-2)

at Detroit Lions (25,602)..... 7-35

at San Francisco 49ers (38,759)27-24

at Los Angeles Rams (40,086)34-17

Pittsburgh Steelers at Akron (27,758)38-6

Detroit Lions (41,374)17-35

1962 (5-0)

at Detroit Lions (34,241)17-14

Pittsburgh Steelers (77,683)33-10

San Francisco 49ers at Portland (27,161).....34-27

at Los Angeles Rams (43,118)26-24

at Chicago Bears (57,878)28-24

Pre-season Results—National Football League

1963 (2-3)

at Detroit Lions (37,248)10-24
 Baltimore Colts (83,218) 7-21
 at San Francisco 49ers (28,335)24-7
 at Los Angeles Rams (45,623)23-14
 Pittsburgh Steelers at Canton (18,462) 7-16

1964 (4-1)

at San Francisco 49ers (27,404) 7-26
 at Los Angeles Rams (43,183)56-31
 Pittsburgh Steelers at Akron (27,255)42-7
 at Detroit Lions (36,946)35-14
 Green Bay Packers (83,736).....20-17

1965 (5-1)

College All-Stars (68,000).....24-16
 at San Francisco 49ers (22,000)37-21
 at Los Angeles Rams (29,508)21-19
 at Detroit Lions (28,803)28-14
 Green Bay Packers (83,118).....14-30
 Pittsburgh Steelers at Akron (23,162)28-16

1966 (3-2)

at Los Angeles Rams (63,285) 6-16
 at San Francisco 49ers (27,867)28-17
 at Atlanta Falcons (48,548)42-3
 Baltimore Colts (83,418)17-24
 Pittsburgh Steelers at Birmingham (23,590) ..13-10

1967 (1-5)

Philadelphia Eagles at Canton (17,500).....13-28
 at San Francisco 49ers (27,482)14-42
 at Los Angeles Rams (36,942)17-24
 at Atlanta Falcons (52,240)31-34
 Green Bay Packers (84,236).....21-30
 at Minnesota Vikings (40,012)42-14

1968 (2-3)

at Los Angeles Rams (64,020)21-23
 at San Francisco 49ers (26,801)31-17
 at New Orleans Saints (70,045)27-40
 at Buffalo Bills (45,448).....22-12
 Green Bay Packers (84,918) 9-31

1969 (3-2-1)

San Francisco 49ers at Seattle (32,219).....21-16
 at Los Angeles Rams (54,937)10-7
 at San Diego Chargers (36,005)19-19
 Green Bay Packers (85,532).....17-27
 at Washington Redskins (45,994)20-10
 Minnesota Vikings at Akron (28,561)16-23

1970 (2-4)

at Los Angeles Rams (71,559)17-30
 San Francisco 49ers at Tampa (41,851)17-10
 Kansas City Chiefs at Memphis (31,532)13-16
 at Cincinnati Bengals (57,112)24-31
 Minnesota Vikings (83,043)21-24
 at New York Giants (62,461).....30-29

1971 (1-5)

at San Francisco 49ers (40,000)24-38
 at Los Angeles Rams (52,503) 5-17
 at Dallas Cowboys (69,099)15-16
 Chicago Bears at South Bend (43,568)19-20
 New York Giants (82,710).....30-7
 at St. Louis Cardinals (46,171).....13-27

1972 (0-6)

at Los Angeles Rams (64,803) 3-13
 at San Francisco 49ers (58,364)13-20
 Detroit Lions at Ann Arbor (58,422) 7-34
 Minnesota Vikings (70,583)17-20
 Cincinnati Bengals at Columbus (84,816)21-27
 at New York Giants (60,152).....21-28

1973 (2-3-1)

San Francisco 49ers (65,707)16-27
 at Los Angeles Rams (54,385)21-21
 Cincinnati Bengals at Columbus (73,421)24-6
 Atlanta Falcons at Knoxville (40,831)20-17
 Detroit Lions (64,088)13-16
 New York Giants at Akron (30,751)10-21

1974 (2-4)

at Los Angeles Rams (28,021)21-24
 San Francisco 49ers (24,008)21-20
 Baltimore Colts at Tampa (25,116) 3-37
 Washington Redskins (44,528).....17-20
 Cincinnati Bengals at Columbus (36,326)21-17
 at Detroit Lions (42,905).....7-21

1975 (2-4)

at San Francisco 49ers (45,560)13-17
 Philadelphia Eagles (35,769)14-6
 at Washington Redskins (15,513)14-23
 Buffalo Bills (31,155).....20-34
 New York Giants at Seattle (20,000)24-20
 Detroit Lions (32,341)24-27

1976 (4-2)

Baltimore Colts at Lincoln (20,304) 0-21
 Atlanta Falcons at Stillwater (24,227)31-7
 Minnesota Vikings (44,336)31-7
 at Philadelphia Eagles (20,600)21-17
 New England Patriots (36,016)30-27
 at Buffalo Bills (37,951).....10-28

1977 (3-3)

Washington Redskins (32,554)14-16
 at Minnesota Vikings (45,370)33-34
 St. Louis Cardinals (31,308).....19-10
 Chicago Bears (36,598)14-7
 at Green Bay Packers (53,180).....19-14
 at Detroit Lions (49,168)20-24

1978 (2-2)

New York Giants (30,636) 7-21
 at Buffalo Bills (23,241).....20-10

YEAR BY YEAR

Pre-season Results—National Football League

Detroit Lions (31,345)14-10
at New England Patriots (42,696)10-21

1979 (2-2)

at New York Giants (30,905) 7-27
Baltimore Colts (43,056)24-3
at Detroit Lions (55,623)10-21
at Washington Redskins (40,039)21-9

1980 (1-3)

at Kansas City Chiefs (38,055) 0-42
Washington Redskins (54,986) 3-12
at Chicago Bears (57,688)33-31
at Minnesota Vikings (47,262)16-38

1981 (2-3)

Atlanta Falcons at Canton (23,921).....24-10
Pittsburgh Steelers (78,610)31-35
at Buffalo Bills (32,306).....13-10
Buffalo Bills (41,495).....20-31
at Green Bay Packers (56,191).....18-35

1982 (4-0)

at Detroit Lions (54,275)17-16
Los Angeles Rams (60,794)26-23
at New Orleans Saints (55,689)20-17
at Los Angeles Raiders (38,840).....27-10

1983 (3-1)

at Green Bay Packers (41,866).....21-20
at Buffalo Bills (25,886).....27-10
at Denver Broncos (73,244)10-19
Los Angeles Raiders (61,844)20-17

1984 (1-3)

Pittsburgh Steelers (47,381)14-31
at Los Angeles Rams (41,882)21-10
at Kansas City Chiefs (33,074).....13-31
at Philadelphia Eagles (40,030)19-20

1985 (2-2)

at San Diego Chargers (42,300) 7-12
Philadelphia Eagles (46,236)28-14
at Buffalo Bills (23,145).....31-28
Los Angeles Raiders (44,926) 7-26

1986 (4-0)

Buffalo Bills (58,982).....19-17
at Miami Dolphins (50,815)17-10
at Atlanta Falcons (33,637)27-21
at Los Angeles Raiders (57,780).....25-22

1987 (3-1)

St. Louis Cardinals (78,650).....31-16
at New York Giants (41,008).....10-24
at Atlanta Falcons (35,960)23-3
Green Bay Packers at Mil. (37,707)(OT) 30-24

1988 (3-1)

Detroit Lions (78,065)13-10
at Tampa Bay Buccaneers (50,074)23-3

New York Jets at Montreal (39,112)..... 7-11
New York Giants (71,129).....17-13

1989 (1-4)

Philadelphia Eagles at London (73,677)13-17
at Detroit Lions (44,536)25-24
Pittsburgh Steelers (71,939)21-24
at Phoenix Cardinals (36,667) 7-21
Tampa Bay Buccaneers (62,486)10-27

1990 (1-4)

Chicago Bears at Canton (23,952)..... 0-13
at Green Bay Packers (52,625).....25-10
Minnesota Vikings (60,989)20-23
Washington Redskins (62,444)13-31
at New York Giants (33,148).....10-28

1991 (2-2)

Tampa Bay Buccaneers (64,753)10-23
New York Giants (54,445)16-10
at Washington Redskins (51,137)(OT) 24-21
at Minnesota Vikings (45,925)..... 7-31

1992 (2-2)

Atlanta Falcons (59,566)..... 7-0
at New York Giants (46,788) 7-16
Minnesota Vikings (55,755)..... 3-56
at Tampa Bay Buccaneers (40,883)24-3

1993 (2-2)

at Washington Redskins (36,455).....12-41
New England Patriots at Toronto (33,012)12-9
Los Angeles Rams (51,361)21-10
at Tampa Bay Buccaneers (45,668)20-23

1994 (3-1)

at New York Giants (59,684).....24-15
Detroit Lions (47,455)16-7
Atlanta Falcons (51,602)28-7
at Indianapolis Colts (39,052)7-24

1995 (2-2)

New York Giants (45,046).....13-19
Chicago Bears (49,891)55-13
at Atlanta Falcons (41,813)10-19
at Arizona Cardinals (40,903)31-17

1999 (2-3)

Dallas Cowboys at Canton (25,156)(OT) 20-17
at Tampa Bay Buccaneers (63,963)3-30
Minnesota Vikings (71,398)17-24
Chicago Bears (72,388)35-24
at Philadelphia Eagles (64,978)17-30

2000 (1-3)

Philadelphia Eagles (72,518)33-22
at Chicago Bears (66,944)6-19
Washington Redskins (71,818)0-24
at Green Bay Packers (59,687)33-34

Regular Season Results—All-America Football Conference

1946: 12-2 (Points: 423-137)

Coach: Paul Brown

1946 USUAL STARTING LINEUPS

Offense

LE	58	Mac Speedie
LT	40	J. Daniell, 48 E. Blandin
LG	36	Ed Ulinski
C	20	Mike Scarry
RG	32	L. Houston, 30 B. Willis
RT	44	Lou Rymkus
RE	56	D. Lavelli, 50 J. Yonaker
QB	60	Otto Graham
RB	90	Edgar Jones
RB	85	Don Greenwood
FB	76	Marion Motley

Defense

LDE	52	G. Young, 55 J. Harrington
LDT	48	E. Blandin, 40 J. Daniell
MG	30	Bill Willis
RDT	42	C. Adams, 49 L. Simonetti
RDE	50	J. Yonaker
LLB	76	Marion Motley
MLB	66	Lou Saban
RLB	20	Mike Scarry
LCB	85	D. Greenwood, 82 B. Lund
RCB	92	Tom Colella
S	62	Cliff Lewis

Radio Announcers:

Bob Neal, Stan Gee (WGAR 1220 AM)

1st Western Division

09/06	Miami Seahawks (60,135) (N)	W	44-0
09/13	at Chicago Rockets (51,962) (N)	W	20-6
09/22	at Buffalo Bisons (30,302)	W	28-0
09/29	New York Yankees (57,084)	W	24-7
10/06	Brooklyn Dodgers (43,713)	W	26-7
10/12	at New York Yankees (34,252) (N) ..	W	7-0
10/20	Los Angeles Dons (71,134)	W	31-14
10/27	San Francisco 49ers (70,385)	L	20-34
11/03	at Los Angeles Dons (24,800)	L	16-17
11/10	at San Francisco 49ers (41,061)	W	14-7
11/17	Chicago Rockets (60,457)	W	51-14
11/24	Buffalo Bisons (37,054)	W	42-17
12/03	at Miami Seahawks (9,083)	W	34-0
12/08	at Brooklyn Dodgers (14,600)	W	66-14

CHAMPIONSHIP

12/22	New York Yankees (40,469)	W	14-9
-------	---------------------------------	---	------

1947: 12-1-1 (Points: 410-185)

Coach: Paul Brown

Top Draft Choice: FB Dick Hoerner

1947 USUAL STARTING LINEUPS

Offense

LE	58	Mac Speedie
LT	42	C. Adams, 48 E. Blandin
LG	36	E. Ulinski, 38 W. Humble
C	20	M. Scarry, 22 F. Gatski
RG	32	L. Houston, 30 B. Willis
RT	44	L. Rymkus
RE	56	Dante Lavelli
QB	60	Otto Graham
RB	99	B. Boedeker, 92 T. Colella
RB	85	D. Greenwood, 86 L. Mayne
FB	76	Marion Motley

Defense

LDE	52	George Young
LDT	42	Chet Adams
MG	30	Bill Willis
RDT	49	Len Simonetti
RDE	50	John Yonaker
LLB	76	Marion Motley
MLB	72	Lou Saban
RLB	38	Weldon Humble
LCB	85	D. Greenwood, 82 B. Lund
RCB	92	Tom Colella
S	62	Cliff Lewis

Radio Announcers:

Bob Neal, Bill Mayer (WGAR 1220 AM)

1st Western Division

09/05	Buffalo Bills (63,263) (N)	W	30-14
09/12	at Brooklyn Dodgers (18,876) (N) ..	W	55-7
09/21	Baltimore Colts (44,257)	W	28-0
09/26	at Chicago Rockets (18,450) (N) ...	W	41-21
10/05	New York Yankees (80,067)	W	26-17
10/12	Los Angeles Dons (63,124)	L	10-13
10/19	Chicago Rockets (35,266)	W	31-28
10/26	at San Francisco 49ers (54,483) ...	W	14-7
11/02	at Buffalo Bills (43,167)	W	28-7
11/09	Brooklyn Dodgers (30,279)	W	13-12
11/16	San Francisco 49ers (76,504)	W	37-14
11/23	at New York Yankees (70,060)	T	28-28
11/27	at Los Angeles Dons (45,009)	W	27-17
12/07	at Baltimore Colts (20,574)	W	42-0

CHAMPIONSHIP

12/14	at New York Yankees (61,879)	W	14-3
-------	------------------------------------	---	------

YEAR BY YEAR

Regular Season Results—All-America Football Conference

1948: 14-0 (Points: 389-190)

Coach: Paul Brown

Top Draft Choice: HB Jeff Durkota

1948 USUAL STARTING LINEUPS

Offense

LE	58	Mac Speedie
LT	46	Lou Groza
LG	36	Ed Ulinski
C	22	Frank Gatski
RG	32	L. Houston, 34 B. Gaudio
RT	44	Lou Rymkus
RE	56	Dante Lavelli
QB	60	Otto Graham
RB	90	Edgar Jones
RB	86	Dub Jones
FB	76	Marion Motley

Defense

LDE	52	George Young
LDT	48	Forrest Grigg
MG	30	Bill Willis
RDT	42	C. Adams, 49 L. Simonetti
RDE	50	John Yonaker
LLB	38	Weldon Humble
MLB	20	Lou Saban
RLB	74	Tony Adamle
LCB	66	W. Lahr, 92 T. Colella
RCB	82	Tommy James
S	62	Cliff Lewis

Radio Announcers:

Bob Neal, Bill Mayer (WGAR 1220 AM)

Television Announcers:

Bob Neal, Stan Gee (Dumont TV Network)

1st Western Division

09/03	Los Angeles Dons (60,193) (N)W	19-14
09/12	at Buffalo Bills (35,340)W	42-13
09/17	at Chicago Rockets (30,874) (N)W	28-7
09/26	Chicago Rockets (37,190)W	21-10
10/05	at Baltimore Colts (22,359) (N)W	14-10
10/10	Brooklyn Dodgers (31,187)W	30-17
10/17	Buffalo Bills (28,054)W	31-14
10/24	New York Yankees (46,912)W	35-7
11/07	Baltimore Colts (32,314)W	28-7
11/14	San Francisco 49ers (82,769)W	14-7
11/21	at New York Yankees (52,518)W	34-21
11/25	at Los Angeles Dons (60,031)W	31-14
11/28	at San Francisco 49ers (59,785)W	31-28
12/05	at Brooklyn Dodgers (9,821)W	31-21
CHAMPIONSHIP		
12/19	Buffalo Bills (22,981)W	49-7

1949: 9-1-2 (Points: 339-171)

Coach: Paul Brown

Top Draft Choice: QB Jack Mitchell

1949 USUAL STARTING LINEUPS

Offense

LE	58	Mac Speedie
LT	46	Lou Groza
LG	36	Ed Ulinski
C	22	Frank Gatski
RG	32	L. Houston, 34 B. Gaudio
RT	44	Lou Rymkus
RE	56	Dante Lavelli
QB	60	Otto Graham
RB	90	E. Jones, 99 B. Boedeker
RB	86	Dub Jones
FB	76	Marion Motley

Defense

LDE	52	G. Young, 53 B. O'Connor
LDT	48	F. Grigg, 42 D. Palmer
MG	30	Bill Willis
RDT	48	F. Grigg, 44 L. Rymkus
RDE	50	J. Yonaker, 59 H. Gillom
LLB	74	Tony Adamle
MLB	38	W. Humble, 35 A. Agase
RLB	20	L. Saban, 23 T. Thompson
LCB	80	Warren Lahr
RCB	82	Tommy James
S	62	Cliff Lewis

Radio Announcers:

Bob Neal, Bill Mayer (WGAR 1220 AM)

Television Announcers:

Bob Neal, Bill Mayer (Dumont TV Network)

1st Western Division

09/05	at Buffalo Bills (31,839)T	28-28
09/11	Baltimore Colts (21,621)W	21-0
09/18	New York Yankees (26,312)W	14-3
09/25	at Baltimore Colts (36,837)W	28-20
10/02	Los Angeles Dons (30,465)W	42-7
10/09	at San Francisco 49ers (59,720)L	28-56
10/14	at Los Angeles Dons (27,427)W	61-14
10/30	San Francisco 49ers (72,189)W	30-28
11/06	Chicago Hornets (16,506)W	35-2
11/13	Buffalo Bills (22,511)T	7-7
11/20	at New York Yankees (50,711)W	31-0
11/24	at Chicago Hornets (5,031)W	14-6
PLAYOFF		
12/04	Buffalo Bills (17,270)W	31-21
CHAMPIONSHIP		
12/11	San Francisco 49ers (22,550)W	21-7

1950 Regular Season Results (10-2)

Coach: Paul Brown
Top Draft Choice: HB Ken Carpenter
1950 USUAL STARTING LINEUPS

Offense

LE 58 Mac Speedie
 LT 46 L. Groza, 42 D. Palmer
 LG 34 A. Gibron, 38 W. Humble
 C 22 Frank Gatski
 RG 32 Lin Houston
 RT 44 Lou Rymkus
 RE 56 Dante Lavelli
 WR 86 Dub Jones
 QB 60 Otto Graham
 RB 90 R. Bumgardner, 84 K. Carpenter
 RB 76 Marion Motley

Defense

LDE 52 George Young
 LDT 48 F. Ginge, 42 D. Palmer
 MG 30 Bill Willis
 RDT 45 John Kissell
 RDE 53 Len Ford
 LLB 74 Tony Adamie
 MLB 38 W. Humble, 35 A. Agase
 RLB 36 Tommy Thompson
 LCB 80 Warren Lahr
 RCB 82 Tommy James
 S 62 Cliff Lewis

Radio Announcers:
 Bob Neal, Don Cordray (WERE 1300 AM)

Television Announcers:
 Bob Neal, Bill Mayer (Dumont TV Network)

Total Net Yards	3,937	2,963	Humble, Weidon	1	-10	-10.0	-10	0
Avg. Per Game	328.1	246.9	Browns	457	2,089	4.6	69t	20
Total Plays	717	743	Opponents	451	1,573	3.5	48	10
Avg. Per Play	5.5	4.0						
Net Yards Rushing	2,089	1,573	Receiving	No	Yds	Avg	LG	TD
Avg. Per Game	174.1	131.1	Speedie, Mac	42	548	13.0	45	1
Total Rushes	457	451	Lavelli, Dante	37	565	15.3	43	5
Net Yards Passing	1,679	1,390	Jones, Dub	31	458	14.8	80t	5
Avg. Per Game	139.9	115.8	Motley, Marion	11	151	13.7	41	1
Sacked/Yards Lost	0/305	0/191	Bumgardner, Rex	9	112	12.4	25t	1
Gross Yards	1,984	1,581	Carpenter, Ken	5	45	9.0	16	0
Attempts/Completions	260/139	292/121	Gillom, Horace	2	54	27.0	38t	1
Completion Pct.	53.5%	41.4%	Phelps, Don	1	28	28.0	28	0
Had Intercepted	21	31	Groza, Lou	1	23	23.0	23t	1
Punts/Avg.	66/43.2	69/41.5	Browns	139	1,984	14.3	80t	15
Net Punting Avg.	66/40.0	69/34.7	Opponents	121	1,581	13.1	64	8
Penalties/Yards Lost	104/968	62/554						
Fumbles/Ball Lost	26/12	37/24	Interceptions	No	Yds	Avg	LG	TD
Touchdowns	38	19	James, Tommy	9	69	7.7	34	0
Rushing	20	10	Lahr, Warren	8	99	12.4	30t	2
Passing	15	8	Gorgal, Ken	6	23	3.8	13	0
Returns	3	1	Martin, Jim	2	15	7.5	14	0
			Hening, Hal	2	12	6.0	9	0
			Adamie, Tony	1	17	17.0	13	0
			Agase, Atex	1	14	14.0	14	0
			Phelps, Don	1	9	9.0	9	0
			Lewis, Cliff	1	4	4.0	4	0
			Browns	31	262	8.5	34	2
			Opponents	21	262	12.5	41	0

Score By Periods

	1st	2nd	3rd	4th	OT	Tot.
Browns	69	84	57	100	0	- 310
Opponents	39	35	35	35	0	- 144

Scoring

	Ru	Pa	Rt	DF	PAT	2Ru	2Pa	FG	Saf	TP
Groza, Lou	0	1	0	0	29/29	0	0	13/19	0	74
Jones, Dub	6	5	0	0	0	0	0	0/0	0	66
Graham, Otto	6	0	0	0	0	0	0	0/0	0	36
Lavelli, Dante	0	5	0	0	0	0	0	0/0	0	30
Motley, Marion	3	1	0	0	0	0	0	0/0	0	24
Phelps, Don	2	0	1	0	0	0	0	0/0	0	18
Bumgardner, Rex	2	1	0	0	0	0	0	0/0	0	18
Lahr, Warren	0	0	2	0	0	0	0	0/0	0	12
Grigg, Forrest	0	0	0	0	9/9	0	0	1/2	0	12
Carpenter, Ken	1	0	0	0	0	0	0	0/0	0	6
Gillom, Horace	0	1	0	0	0	0	0	0/0	0	6
Speedie, Mac	0	1	0	0	0	0	0	0/0	0	6
Kissell, John	0	0	0	0	0	0	0	0/0	1	2
Browns	20	15	3	0	38/38	0	0	14/21	1	310
Opponents	10	8	1	0	18/19	0	0	4/11	0	144

Rushing	No	Yds	Avg	LG	TD
Motley, Marion	140	810	5.8	69t	3
Jones, Dub	83	384	4.6	61t	6
Bumgardner, Rex	67	231	3.4	26	2
Graham, Otto	55	145	2.6	20	6
Phelps, Don	39	198	5.1	33	2
Carpenter, Ken	35	181	5.2	61t	1
Cole, Emerson	26	105	4.0	16	0
Moselle, Dom	5	39	7.8	15	0
Adamie, Tony	3	8	2.7	3	0
Lewis, Cliff	2	-1	-0.5	2	0
James, Tommy	1	-1	-1.0	-1	0

Kickoff Returns	No	Yds	Avg	LG	TD
Phelps, Don	12	325	27.1	61	0
Moselle, Dom	5	107	21.4	29	0
Carpenter, Ken	5	98	19.6	25	0
Adamie, Tony	4	53	13.3	22	0
Gillom, Horace	3	51	17.0	23	0
Cole, Emerson	1	22	22.0	22	0
Martin, Jim	1	14	14.0	14	0
Rymkus, Lou	1	0	0.0	0	0
Browns	32	670	20.9	61	0
Opponents	43	988	23.0	71	0

Date	Result	Opponent	Att.
09/16	W 35-10	at Philadelphia Eagles	71,237
09/24	W 31-0	at Baltimore Colts	15,201
10/01	L 0-6	New York Giants	37,647
10/07	W 30-17	at Pittsburgh Steelers	35,590
10/15	W 34-24	Chicago Cardinals	33,774
10/22	L 13-17	at New York Giants	41,734
10/29	W 45-7	Pittsburgh Steelers	40,714
11/05	W 10-7	at Chicago Cardinals	38,456
11/12	W 34-14	San Francisco 49ers	28,786
11/19	W 20-14	Washington Redskins	21,908
12/03	W 13-7	Philadelphia Eagles	37,490
12/10	W 45-21	at Washington Redskins	30,143
Playoff			
12/17	W 8-3	New York Giants	33,054
Championship			
12/24	W 30-28	Los Angeles Rams	29,751

Team Statistics	Browns	Opponent
Total First Downs	199	184
Rushing	104	96
Passing	86	71
Penalty	9	17

Passing	Att	Cmp	Yds	Pct	Av/At	TD	TD%	Int	Int%	LG	Tkld	Rating
Graham, Otto	253	137	1,943	54.2	7.68	14	5.5	20	7.9	80t	0/291	64.7
Lewis, Cliff	4	1	38	25.0	9.50	1	25.0	0	0.0	38t	0/14	106.3
Gillom, Horace	1	1	3	100.0	3.00	0	0.0	0	0.0	3	0/0	79.2
Carpenter, Ken	1	0	0	0.0	0.00	0	0.0	1	100.0	0	0/0	0.0
Groza, Lou	1	0	0	0.0	0.00	0	0.0	0	0.0	0	0/0	39.6
Browns	260	139	1,984	53.5	7.63	15	5.8	21	8.1	80t	0/305	64.0
Opponents	292	121	1,581	41.4	5.41	8	2.7	31	10.6	64	0/191	28.7

YEAR BY YEAR

1951 Regular Season Results (11-1)

Coach: Paul Brown
Top Draft Choice: HB/S Kenny Konz
1951 USUAL STARTING LINEUPS

Offense

LE 58 M. Speedie, 59 H. Gillom
 LT 46 Lou Groza
 LG 34 Abe Gibron
 C 22 Frank Gatski
 RG 38 Bob Gaudio
 RT 44 Lou Rymkus
 RE 56 Dante Lavelli
 WR 86 Dub Jones
 QB 60 Otto Graham
 RB 84 K. Carpenter, 90 R. Bumgardner
 RB 70 E. Cole, 76 M. Motley

Defense

LDE 52 George Young
 LDT 48 F. Grigg, 42 D. Palmer
 MG 30 Bill Willis
 RDT 45 John Kissell
 RDE 53 Len Ford
 LLB 74 Tony Adamele
 MLB 35 Alex Agase
 RLB 24 Tommy Thompson
 LCB 80 Warren Lahr
 RCB 82 Tommy James
 S 62 Cliff Lewis

Radio Announcers:
 Bob Neal, Phil McLean (WERE 1300 AM)

Television Announcers:
 Bob Neal, Bill Mayer (Dumont TV Network)

Avg. Per Game	320.6	250.2	Browns	415	1,708	4.1	43t	20
Total Plays	702	758	Opponents	428	1,454	3.4	35	8
Avg. Per Play	5.5	4.0						
Net Yards Rushing	1,708	1,454	Receiving	No	Yds	Avg	LG	TD
Avg. Per Game	142.3	121.2	Lavelli, Dante	43	586	13.6	47	6
Total Rushes	415	428	Speedie, Mac	34	589	17.3	51	3
Net Yards Passing	1,902	1,548	Jones, Dub	30	570	19.0	81t	5
Avg. Per Game	158.5	129.0	Carpenter, Ken	12	183	15.3	45t	2
Sacked/Yards Lost	0/371	0/430	Gillom, Horace	11	164	14.9	24	0
Gross Yards	2,273	1,978	Motley, Marion	10	52	5.2	34	0
Attempts/Completions	271/151	330/151	Bumgardner, Rex	5	61	12.2	19	1
Completion Pct.	55.7%	45.8%	Cole, Emerson	4	30	7.5	17	0
Had Intercepted	17	22	Onstaglio, Bob	1	20	20.0	20t	1
Punts/Avg.	73/45.5	69/39.8	Taseff, Carl	1	18	18.0	18	0
Net Punting Avg.	73/40.8	69/36.5	Browns	151	2,273	15.1	81t	18
Penalties/Yards Lost	117/1,017	59/505	Opponents	151	1,978	13.1	61	10
Fumbles/Ball Lost	25/18	35/29						
Touchdowns	43	20	Interceptions	No	Yds	Avg	LG	TD
Rushing	20	8	Lahr, Warren	5	95	19.0	29	2
Passing	18	10	Lewis, Cliff	5	46	9.2	20	0
Returns	5	2	Shula, Don	4	23	5.8	16	0

Score By Periods

	1st	2nd	3rd	4th	OT	Tot.
Browns	80	79	100	72	0	- 331
Opponents	34	19	44	55	0	- 152

Scoring

	Ru	Pa	Rt	DF	PAT	2Ru	2Pa	FD	Saf	TP
Groza, Lou	0	0	0	43/43	0	0	10/23	0	73	
Jones, Dub	7	5	0	0/0	0	0	0/0	0	72	
Carpenter, Ken	4	2	0	0/0	0	0	0/0	0	36	
Lavelli, Dante	0	6	0	0/0	0	0	0/0	0	36	
Graham, Otto	3	0	1	0/0	0	0	0/0	0	24	
Speedie, Mac	0	3	0	0/0	0	0	0/0	0	18	
Taseff, Carl	2	0	0	0/0	0	0	0/0	0	12	
Bumgardner, Rex	1	1	0	0/0	0	0	0/0	0	12	
Lahr, Warren	0	2	0	0/0	0	0	0/0	0	12	
Onstaglio, Bob	0	1	0	0/0	0	0	0/0	0	6	
Young, George	0	0	1	0/0	0	0	0/0	0	6	
Gillom, Horace	0	0	1	0/0	0	0	0/0	0	6	
Motley, Marion	1	0	0	0/0	0	0	0/0	0	6	
Phelps, Don	1	0	0	0/0	0	0	0/0	0	6	
Cole, Emerson	1	0	0	0/0	0	0	0/0	0	6	
Browns	20	18	5	43/43	0	0	10/23	0	331	
Opponents	8	10	2	0	18/20	0	4/14	1	152	

Punting

	No	Yds	Avg	In20	TB	LG	Blk
Gillom, Horace	73	3,321	45.5	0	8	66	0
Browns	73	3,321	45.5	0	8	66	0
Opponents	69	2,746	39.8	0	3	75	1

Punt Returns

	No	FC	Yds	Avg	LG	TD
Carpenter, Ken	14	0	173	12.4	49	0
Lewis, Cliff	14	0	48	3.4	11	0
Taseff, Carl	1	0	6	6.0	6	0
Phelps, Don	1	0	3	3.0	3	0
Browns	30	0	230	7.7	49	0
Opponents	49	0	340	6.9	30	0

Kickoff Returns

	No	Yds	Avg	LG	TD
Carpenter, Ken	9	196	21.8	48	0
Bumgardner, Rex	3	75	25.0	33	0
Phelps, Don	3	66	22.0	25	0
Taseff, Carl	3	56	18.7	20	0
Jagade, Harry	2	36	18.0	19	0
Cole, Emerson	2	28	14.0	20	0
Gillom, Horace	2	25	12.5	15	0
Gaudio, Bob	1	8	8.0	8	0
Shula, Don	1	6	6.0	6	0
Gibron, Abe	1	0	0.0	0	0
Browns	27	496	18.4	48	0
Opponents	34	763	22.4	41	0

Rushing

	No	Yds	Avg	LG	TD
Jones, Dub	104	492	4.7	43t	7
Carpenter, Ken	85	402	4.7	30	4
Motley, Marion	61	273	4.5	26	1
Cole, Emerson	46	252	5.5	23	1
Bumgardner, Rex	45	126	2.8	20	1
Graham, Otto	35	29	0.8	12	3
Phelps, Don	16	65	4.1	16	1
Taseff, Carl	13	49	3.8	15	2
Jagade, Harry	7	30	4.3	22	0
Lewis, Cliff	3	-10	-3.3	1	0

Date	Result	Opponent	Att.
09/30	L 10-24	at San Francisco 49ers	52,219
10/07	W 38-23	at Los Angeles Rams	67,186
10/14	W 45-0	Washington Redskins	63,968
10/21	W 17-0	Pittsburgh Steelers	32,409
10/27	W 14-13	New York Giants	56,947
11/04	W 34-17	at Chicago Cardinals	19,742
11/11	W 20-17	Philadelphia Eagles	36,571
11/18	W 10-0	at New York Giants	52,215
11/25	W 42-21	Chicago Bears	40,969
12/02	W 49-28	Chicago Cardinals	30,550
12/09	W 28-0	at Pittsburgh Steelers	24,229
12/16	W 24-9	at Philadelphia Eagles	16,263
		Championship	
12/23	L 17-24	at Los Angeles Rams	57,540

Team Statistics

	Browns	Opponent
Total First Downs	203	201
Rushing	92	88
Passing	99	81
Penalty	12	32
Total Net Yards	3,847	3,002

Passing	Att	Cmp	Yds	Pct	Av/At	TD	TD%	Int	Int%	LG	Tkld	Ratng
Graham, Otto	265	147	2,205	55.5	8.32	17	6.4	16	6.0	81t	0/371	79.2
Lewis, Cliff	6	4	68	66.7	11.33	1	16.7	1	16.7	20	0/0	104.9
Browns	271	151	2,273	55.7	8.39	18	6.6	17	6.3	81t	0/371	79.5
Opponents	330	151	1,978	45.8	5.99	10	3.0	22	6.7	61	0/430	47.5

1952 Regular Season Results (8-4)

Coach: Paul Brown

Top Draft Choice: DB Bert Rechichar

1952 USUAL STARTING LINEUPS

Offense

LE	88	Mac Speedie
LT	76	Lou Groza
LG	64	Abe Gibron
C	52	Frank Gatski
RG	62	L. Houston, 65 J. Skubinski
RT	78	John Sandusky
RE	83	Darrel Brewster
WR	40	Dub Jones
QB	14	Otto Graham
RB	22	Rex Bumgardner
RB	36	Marion Motley

Defense

LDE	82	George Young
LDT	74	Bob Gain
MG	60	Bill Willis
RDT	72	Derrell Palmer
RDE	80	Len Ford
LLB	34	Walt Michaels
MLB	54	Tommy Thompson
RLB	50	Hai Herring
RCB	42	T. James, 44 D. Shula
LCB	24	Warren Lahr
S	15	Bert Rechichar

Radio Announcers:

Ken Coleman, Bob Bousma (WTAM 1100 AM)

Television Announcers:

Don Wattrick, Lou Saban (WXEL-Channel 9)

Total Plays	786	759
Avg. Per Play	5.8	4.1
Net Yards Rushing	1,784	1,386
Avg. Per Game	148.7	115.5
Total Rushes	391	411
Net Yards Passing	2,566	1,689
Avg. Per Game	213.8	140.8
Sacked/Yards Lost	0/273	0/339
Gross Yards	2,839	2,028
Attempts/Completions	374/184	348/141
Completion Pct.	49.2%	40.5%
Had Intercepted	26	22
Punts/Avg.	61/45.7	84/40.6
Net Punting Avg.	61/40.7	84/35.7
Penalties/Yards Lost	85/744	46/425
Fumbles/Ball Lost	21/11	23/14
Touchdowns	36	29
Rushing	12	11
Passing	22	17
Returns	2	1

Score By Periods	1st	2nd	3rd	4th	OT	Tot.
Browns	81	62	108	59	0	- 310
Opponents	47	53	42	71	0	213

Scoring	Ru	Pa	Rt	Df	PAT	2Rs	2Ps	FG	Saf	TP
Groza, Lou	0	0	0	0	32/32	0	0	19/33	0	89
Jones, Dub	2	4	0	0	0/0	0	0	0/0	0	36
Carpenter, Ken	3	1	1	0	0/0	0	0	0/0	0	30
Speedie, Mac	0	5	0	0	0/0	0	0	0/0	0	30
Lavelli, Dante	0	4	0	0	0/0	0	0	0/0	0	24
Graham, Otto	4	0	0	0	0/0	0	0	0/0	0	24
Howard, Sherman	0	3	0	0	0/0	0	0	0/0	0	18
Jagade, Harry	2	1	0	0	0/0	0	0	0/0	0	18
Motley, Marion	1	2	0	0	0/0	0	0	0/0	0	18
Ford, Len	0	0	1	0	0/0	0	0	0/0	0	6
Brewster, Darrel	0	1	0	0	0/0	0	0	0/0	0	6
Gillom, Horace	0	1	0	0	0/0	0	0	0/0	0	6
Gain, Bob	0	0	0	0	3/3	0	0	0/0	0	3
Young, George	0	0	0	0	0/0	0	0	0/0	1	2
Team, Stat	0	0	0	0	0/1	0	0	0/0	0	0
Browns	12	22	2	0	35/36	0	19/33	1	310	
Opponents	11	17	1	0	25/29	0	4/11	1	213	

Rushing	No	Yds	Avg	LG	TD
Motley, Marion	104	444	4.3	59	1
Carpenter, Ken	72	408	5.7	37	3
Jones, Dub	65	270	4.2	35	2
Jagade, Harry	57	373	6.5	30	2
Graham, Otto	39	128	3.3	21	4
Howard, Sherman	34	95	2.8	22	0
Renfro, Ray	10	26	2.6	11	0
Bumgardner, Rex	9	38	4.2	24	0
Ratterman, George	1	2	2.0	2	0
Browns	391	1,784	4.6	59	12
Opponents	411	1,386	3.4	69	11

Receiving	No	Yds	Avg	LG	TD
Speedie, Mac	62	911	14.7	50	5
Jones, Dub	43	651	15.1	63t	4
Lavelli, Dante	21	336	16.0	41	4
Carpenter, Ken	16	136	8.5	41t	1
Motley, Marion	13	213	16.4	68t	2
Howard, Sherman	11	219	19.9	57t	3
Jagade, Harry	9	203	22.6	47t	1
Brewster, Darrel	4	117	29.3	47t	1
Gillom, Horace	4	45	11.3	21	1
Renfro, Ray	1	8	8.0	8	0
Browns	184	2,839	15.4	68t	22
Opponents	141	2,028	14.4	70t	17

Interceptions	No	Yds	Avg	LG	TD
Rechichar, Bert	6	79	13.2	25	0
Lahr, Warren	5	51	10.2	14	0
James, Tommy	4	40	10.0	18	0
Michaels, Walter	4	26	6.5	7	0
Bumgardner, Rex	2	33	16.5	33	0
Thompson, Tommy	1	21	21.0	21	0
Browns	22	250	11.4	33	0
Opponents	26	389	15.0	46	1

Punting	No	Yds	Avg	In20	TD	LG	Bk
Gillom, Horace	61	2,787	45.7	0	6	73	1
Browns	61	2,787	45.7	0	6	73	1
Opponents	84	3,408	40.6	0	3	60	0

Punt Returns	No	FC	Yds	Avg	LG	TD
Renfro, Ray	22	0	169	7.7	34	0
Carpenter, Ken	10	0	139	13.9	54t	1
Rechichar, Bert	8	0	47	5.9	16	0
Bumgardner, Rex	10	0	35	3.5	10	0
Phelps, Don	5	0	15	3.0	10	0
Skubinski, Joe	0	0	5	0.0	5	0
Browns	55	0	410	7.5	54t	1
Opponents	39	0	307	7.9	38	0

Kickoff Returns	No	Yds	Avg	LG	TD
Carpenter, Ken	11	234	21.3	40	0
Renfro, Ray	8	130	16.3	26	0
Bumgardner, Rex	5	89	17.8	21	0
Cole, Emerson	4	71	17.8	22	0
Rechichar, Bert	4	70	17.5	19	0
Motley, Marion	3	88	29.3	35	0
Jagade, Harry	3	58	19.3	21	0
Sharkey, Ed	1	24	12.0	15	0
Howard, Sherman	2	22	22.0	22	0
Michaels, Walter	1	16	16.0	16	0
Brewster, Darrel	1	11	11.0	11	0
Gillom, Horace	1	9	9.0	7	0
Skubinski, Joe	1	8	8.0	8	0
Gain, Bob	1	0	0.0	0	0
Gibron, Abe	1	0	0.0	0	0
Browns	47	830	17.7	40	0
Opponents	47	1,107	23.6	43	0

Date	Result	Opponent	Att.
09/28	W 37-7	Los Angeles Rams	57,832
10/04	W 21-20	at Pittsburgh Steelers	27,923
10/12	L 9-17	New York Giants	51,858
10/19	W 49-7	at Philadelphia Eagles	27,874
10/26	W 19-15	Washington Redskins	32,496
11/02	L 6-17	at Detroit Lions	56,029
11/09	W 28-13	Chicago Cardinals	34,097
11/16	W 29-28	Pittsburgh Steelers	34,973
11/23	L 20-28	Philadelphia Eagles	28,948
11/30	W 48-24	at Washington Redskins	22,679
12/07	W 10-0	at Chicago Cardinals	24,541
12/14	L 34-37	at New York Giants	41,610
		Championship	
12/28	L 7-17	Detroit Lions	50,934

Team Statistics	Browns	Opponent
Total First Downs	228	186
Rushing	105	78
Passing	119	95
Penalty	4	13
Total Net Yards	4,551	3,075
Avg. Per Game	379.3	256.3

Passing	Att	Cmp	Yds	Pct	Av/At	TD	TD%	Int	Int%	LG	Tkld	Ratng
Graham, Otto	364	181	2,816	49.7	7.74	20	5.5	24	6.6	68t	0/242	66.6
Ratterman, George	6	2	20	33.3	3.33	1	16.7	2	33.3	11t	0/18	43.8
Jones, Dub	2	1	3	50.0	1.50	1	50.0	0	0.0	3t	0/13	95.8
Motley, Marion	2	0	0	0.0	0.00	0	0.0	0	0.0	0	0/0	39.6
Browns	374	184	2,839	49.2	7.59	22	5.9	26	7.0	68t	0/273	65.4
Opponents	348	141	2,028	40.5	5.83	17	4.9	22	6.3	70t	0/339	50.1

YEAR BY YEAR

1953 Regular Season Results (11-1)

Coach: Paul Brown

Top Draft Choice: DT Doug Atkins

1953 USUAL STARTING LINEUPS

Offense

LE	88	Darrel Brewster
LT	76	Lou Groza
LG	64	Abe Gibron
C	52	Frank Gatski
RG	65	Chuck Noll
RT	78	John Sandusky
RE	86	Dante Lavelli
RHB	40	D. Jones, 46 B. Reynolds
QB	14	Otto Graham
FB	32	H. Jagade, 36 M. Motley
LHB	20	K. Carpenter, 26 R. Renfro

Defense

LDE	83	Doug Atkins
LDT	70	Don Colo
MG	60	Bill Willis
RDT	72	Derrell Palmer
RDE	80	Len Ford
LLB	34	Walt Michaels
RLB	54	Tommy Thompson
LCB	24	Warren Lahr
RCB	42	Tommy James
LS	15	Ken Gorgal
RS	22	Ken Konz

Radio Announcers:

Ken Coleman, Bob Bousma (WTAM 1100 AM)

Television Announcers:

Bill McColgan, John Fitzgerald (WXEL-Channel 9)

Total Plays	682	763	Renfro, Ray	39	722	18.5	70	4
Avg. Per Play	6.6	4.7	Brewster, Darrel	32	632	19.8	45	4
Net Yards Rushing	1,577	1,560	Jones, Dub	24	373	15.5	58	0
Avg. Per Game	131.4	130.0	Jagade, Harry	20	193	9.6	37	0
Total Rushes	379	374	Reynolds, Billy	9	120	13.3	55	0
Net Yards Passing	2,814	2,015	Carpenter, Ken	9	109	12.1	32	2
Avg. Per Game	234.5	167.9	Gillom, Horace	7	80	11.4	23	0
Sacked/Yards Lost	0/245	0/256	Motley, Marion	6	47	7.8	23	0
Gross Yards	3,059	2,271	Browns	191	3,059	16.0	70	16
Attempts/Completions	303/191	389/164	Opponents	164	2,271	13.8	77	10
Completion Pct.	63.0%	42.2%						
Had Intercepted	9	25	Interceptions	No	Yds	Avg	LG	TD
Punts/Avg.	63/43.8	72/40.8	Lahr, Warren	5	119	23.8	42	0
Net Punting Avg.	63/41.3	72/38.3	James, Tommy	5	21	4.2	11	0
Penalties/Yards Lost	86/680	40/335	Konz, Ken	5	15	3.0	9	0
Fumbles/Ball Lost	27/15	25/16	Gorgal, Ken	4	25	6.3	19	0
Touchdowns	40	22	Thompson, Tommy	2	13	6.5	8	0
Rushing	20	11	Michaels, Walt	1	34	34.0	34	1
Passing	16	10	Catlin, Tom	1	16	16.0	16	0
Returns	4	1	Howard, Sherman	1	3	3.0	3	0
			Ford, Len	1	0	0.0	0	0
			Browns	25	246	9.8	42	1
			Opponents	9	94	10.4	28	1

Score By Periods	1st	2nd	3rd	4th	OT	Tot.
Browns	67	121	61	99	0	- 348
Opponents	31	45	42	44	0	- 162

Scoring	Ru	Pa	Rt	Df	PAT	2R	2P	FG	Saf	TP
Groza, Lou	0	0	0	0	39/40	0	0	23/26	0	108
Renfro, Ray	4	4	1	0	0/0	0	0	0/0	0	54
Lavelli, Dante	0	6	0	0	0/0	0	0	0/0	0	36
Graham, Otto	6	0	0	0	0/0	0	0	0/0	0	36
Carpenter, Ken	3	2	0	0	0/0	0	0	0/0	0	30
Brewster, Darrel	0	4	0	0	0/0	0	0	0/0	0	24
Jagade, Harry	4	0	0	0	0/0	0	0	0/0	0	24
Reynolds, Billy	3	0	0	0	0/0	0	0	0/0	0	18
Helluin, Francis	0	0	1	0	0/0	0	0	0/0	0	6
James, Tommy	0	0	1	0	0/0	0	0	0/0	0	6
Michaels, Walt	0	1	0	0	0/0	0	0	0/0	0	6
Browns	20	16	4	0	39/40	0	0	23/26	0	348
Opponents	11	10	1	0	20/22	0	0	2/13	2	162

Rushing	No	Yds	Avg	LG	TD
Jagade, Harry	86	344	4.0	23	4
Reynolds, Billy	72	313	4.3	16	3
Renfro, Ray	60	352	5.9	58	4
Carpenter, Ken	46	195	4.2	30	3
Graham, Otto	43	143	3.3	21	6
Motley, Marion	32	161	5.0	34	0
Jones, Dub	31	28	0.9	10	0
Howard, Sherman	7	42	6.0	34	0
Ratterman, George	2	6	3.0	3	0
Gibron, Abe	0	-7	0.0	0	0
Browns	379	1,577	4.2	58	20
Opponents	374	1,560	4.2	56	11

Receiving	No	Yds	Avg	LG	TD
Lavelli, Dante	45	783	17.4	55	6

Punting	No	Yds	Avg	In20	TB	LG	Blk
Gillom, Horace	63	2,760	43.8	0	4	67	0
Browns	63	2,760	43.8	0	4	67	0
Opponents	72	2,934	40.8	0	5	61	0

Punt Returns	No	FC	Yds	Avg	LG	TD
Reynolds, Billy	18	0	111	6.2	28	0
Renfro, Ray	17	0	53	3.1	16	0
Jones, Dub	1	0	7	7.0	7	0
Konz, Ken	1	0	4	4.0	4	0
Carpenter, Ken	6	0	0	0.0	0	0
Browns	43	0	175	4.1	28	0
Opponents	35	0	156	4.5	17	0

Kickoff Returns	No	Yds	Avg	LG	TD
Carpenter, Ken	16	367	22.9	40	0
Reynolds, Billy	4	74	18.5	21	0
Motley, Marion	3	60	20.0	22	0
Michaels, Walt	2	40	20.0	22	0
Steinbrunner, Don	1	23	23.0	23	0
Donaldson, Gene	1	7	7.0	7	0
Howard, Sherman	1	6	6.0	6	0
Noll, Chuck	1	2	2.0	2	0
Young, George	1	0	0.0	0	0
Browns	30	579	19.3	40	0
Opponents	46	1,114	24.2	49	0

Date	Result	Opponent	Att.
09/27	W 27-0	at Green Bay Packers	22,604
10/04	W 27-7	at Chicago Cardinals	24,374
10/10	W 37-13	Philadelphia Eagles	45,802
10/18	W 30-14	at Washington Redskins	33,963
10/25	W 7-0	at New York Giants	30,773
11/01	W 27-3	Washington Redskins	47,845
11/08	W 34-16	Pittsburgh Steelers	35,592
11/15	W 23-21	San Francisco 49ers	80,698
11/22	W 20-16	at Pittsburgh Steelers	32,904
11/29	W 27-16	Chicago Cardinals	24,499
12/06	W 62-14	New York Giants	40,235
12/13	L 27-42	at Philadelphia Eagles	38,654
		Championship	
12/27	L 16-17	at Detroit Lions	54,577

Team Statistics	Browns	Opponent
Total First Downs	213	206
Rushing	79	89
Passing	122	101
Penalty	12	16
Total Net Yards	4,534	3,575
Avg. Per Game	377.8	297.9

Passing	Att	Cmp	Yds	Pct	Av/At	TD	TD%	Int	Int%	LG	Tkld	Rating
Graham, Otto	258	167	2,722	64.7	10.55	11	4.3	9	3.5	70	0/245	99.7
Ratterman, George	41	23	325	56.1	7.93	4	9.8	0	0.0	45	0/0	114.4
Renfro, Ray	3	1	36	33.3	12.00	1	33.3	0	0.0	36	0/0	119.4
Jones, Dub	1	0	0	0.0	0.00	0	0.0	0	0.0	0	0/0	39.6
Browns	303	191	3,083	63.0	10.17	16	5.3	9	3.0	70	0/245	102.2
Opponents	389	164	2,271	42.2	5.84	10	2.6	25	6.4	77	0/256	43.3

1954 Regular Season Results (9-3)

Coach: Paul Brown
Top Draft Choice: QB Robert Garret
1954 USUAL STARTING LINEUPS

Offense

LE	88	Darrel Brewster
LT	76	Lou Groza
LG	64	Abe Gibron
C	52	Frank Gatski
RG	60	H. Bradley, 65 C. Noll
RT	78	John Sandusky
RE	86	Dante Lovelli
WR	26	R. Renfro, 44 C. Hanulak
QB	14	Otto Graham
RB	46	B. Reynolds, 40 D. Jones
RB	30	M. Bassett, 32 F. Morrison

Defense

LDE	82	Carlton Massey
LDT	72	John Kissell
MG	74	Mike McCormack
RDT	70	Don Colo
RDE	80	Len Ford
LLB	50	Tom Catlin
RLB	34	Walt Michaels
LCB	24	Warren Lahr
RCB	20	Don Paul
LS	15	K. Gorgal, 22 K. Konz
RS	42	Tommy James

Radio Announcers:
 Bill McColgan, Bill Mayer (WGAR 1220 AM)

Television Announcers:
 Ken Coleman (WJW-Channel 8)

Avg. Per Game	353.2	221.5	James, Tommy	1	-6	-6.0	-6	0
Total Plays	771	672	Browns	476	1,793	3.8	35	23
Avg. Per Play	5.5	4.0	Opponents	372	1,050	2.8	47	4
Net Yards Rushing	1,793	1,050	Receiving	No	Yds	Avg	LG	TD
Avg. Per Game	149.4	87.5	Lovelli, Dante	47	802	17.1	64	7
Total Rushes	476	372	Brewster, Darrel	42	676	16.1	57	4
Net Yards Passing	2,331	1,608	Bassett, Maurice	20	205	10.3	33	0
Avg. Per Game	194.3	134.0	Jones, Dub	19	347	18.3	48	2
Sacked/Yards Lost	0/226	0/176	Renfro, Ray	13	228	17.5	64	1
Gross Yards	2,557	1,784	Morrison, Fred	12	81	6.8	16	0
Attempts/Completions	295/174	300/126	Reynolds, Billy	10	76	7.6	22	0
Completion Pct.	59.0%	42.0%	Hanulak, Chet	6	80	13.3	22	0
Had Intercepted	22	23	Gilliom, Horace	5	62	12.4	24	0
Punts/Avg.	52/42.9	84/40.1	Browns	174	2,557	14.7	64	14
Net Punting Avg.	52/40.4	84/36.3	Opponents	126	1,784	14.2	83	15
Penalties/Yards Lost	83/796	58/608	Interceptions	No	Yds	Avg	LG	TD
Fumbles/Ball Lost	25/17	26/19	Konz, Ken	7	133	19.0	54	2
Touchdowns	41	22	Lahr, Warren	5	44	8.8	27	1
Rushing	23	4	James, Tommy	4	57	14.3	36	0
Passing	14	15	Paul, Don	3	42	14.0	23	0
Returns	4	3	Gorgal, Ken	1	53	53.0	53	1

Score By Periods

	1st	2nd	3rd	4th	OT	Tot.
Browns	92	95	88	61	0	- 336
Opponents	17	54	42	49	0	- 162

Scoring

	Ru	Pa	RdI	PAT	2Rc2Ps	Fd	Saf	Tp		
Groza, Lou	0	0	0	0	37/38	0	0	16/24	0	85
Graham, Otto	8	0	0	0	0	0	0	0/0	0	48
Lovelli, Dante	0	7	0	0	0	0	0	0/0	0	42
Bassett, Maurice	6	0	0	0	0	0	0	0/0	0	36
Brewster, Darrel	0	4	0	0	0	0	0	0/0	0	24
Hanulak, Chet	4	0	0	0	0	0	0	0/0	0	24
Konz, Ken	0	2	0	3/3	0	0	0	0/0	0	15
Jones, Dub	0	2	0	0	0	0	0	0/0	0	12
Reynolds, Billy	2	0	0	0	0	0	0	0/0	0	12
Morrison, Fred	2	0	0	0	0	0	0	0/0	0	12
Renfro, Ray	0	1	0	0	0	0	0	0/0	0	6
Lahr, Warren	0	0	1	0	0	0	0	0/0	0	6
Ratterman, G.	1	0	0	0	0	0	0	0/0	0	6
Gorgal, Ken	0	0	1	0	0	0	0	0/0	0	6
Ford, Len	0	0	0	0	0	0	0	0/0	1	2
Browns	23	14	4	0	40/41	0	0	16/24	1	336
Opponents	4	15	3	0	21/22	0	0	3/9	0	162

Punting

	No	Yds	Avg	In20	TB	LG	Bk
Gilliom, Horace	52	2,230	42.9	0	4	80	0
Browns	52	2,230	42.9	0	4	80	0
Opponents	84	3,371	40.1	0	2	70	0

Punt Returns

	No	FC	Yds	Avg	LG	TD
Reynolds, Billy	25	0	138	5.5	39	0
Hanulak, Chet	27	0	92	3.4	43	0
Paul, Don	1	0	57	57.0	57	0
Konz, Ken	7	0	37	5.3	13	0
Gorgal, Ken	1	0	0	0.0	0	0
Browns	61	0	324	5.3	57	0
Opponents	38	0	128	3.4	48	1

Kickoff Returns

	No	Yds	Avg	LG	TD
Reynolds, Billy	14	413	29.5	51	0
Hanulak, Chet	9	213	23.7	30	0
Konz, Ken	2	53	26.5	28	0
Paul, Don	1	31	31.0	31	0
Renfro, Ray	1	24	24.0	24	0
Bassett, Maurice	1	20	20.0	20	0
Gorgal, Ken	1	11	11.0	11	0
Massey, Carlton	1	10	10.0	10	0
Morrison, Fred	1	8	8.0	8	0
Browns	31	783	25.3	51	0
Opponents	51	1,064	20.9	50	0

Rushing

	No	Yds	Avg	LG	TD
Bassett, Maurice	144	588	4.1	22	6
Reynolds, Billy	64	180	2.8	33	2
Graham, Otto	63	114	1.8	14	8
Hanulak, Chet	59	296	5.0	24	4
Morrison, Fred	54	234	4.3	26	2
Jones, Dub	51	231	4.5	24	0
Renfro, Ray	29	151	5.2	35	0
Ratterman, George	8	-13	-1.6	2	1
Lahr, Warren	3	18	6.0	14	0

Date	Result	Opponent	Att.
09/26	L 10-28	at Philadelphia Eagles	26,546
10/10	W 31-7	Chicago Cardinals	24,101
10/17	L 27-55	at Pittsburgh Steelers	33,262
10/24	W 35-3	at Chicago Cardinals	23,823
10/31	W 24-14	New York Giants	30,448
11/07	W 62-3	Washington Redskins	25,158
11/14	W 39-10	at Chicago Bears	48,773
11/21	W 6-0	Philadelphia Eagles	41,537
11/28	W 16-7	at New York Giants	45,936
12/05	W 34-14	at Washington Redskins	21,761
12/12	W 42-7	Pittsburgh Steelers	28,064
12/19	L 10-14	Detroit Lions	34,168
Championship			
12/26	W 56-10	Detroit Lions	43,827

Team Statistics

	Browns	Opponent
Total First Downs	238	147
Rushing	113	56
Passing	112	73
Penalty	13	18
Total Net Yards	4,238	2,658

Passing	Att	Cmp	Yds	Pct	Av/At	TD	TD%	Int	Int%	LG	Tkld	Rating
Graham, Otto	240	142	2,092	59.2	8.72	11	4.6	17	7.1	64t	0/197	73.5
Ratterman, George	53	32	465	60.4	8.77	3	5.7	3	5.7	48t	0/18	84.2
Renfro, Ray	1	0	0	0.0	0.00	0	0.0	1	100.0	0	0/0	0.0
Lahr, Warren	1	0	0	0.0	0.00	0	0.0	1	100.0	0	0/0	0.0
Jones, Dub	0	0	0	0.0	0.00	0	0.0	0	0.0	0	0/11	39.6
Browns	295	174	2,557	59.0	8.67	14	4.7	22	7.5	64t	0/226	72.1
Opponents	300	126	1,784	42.0	5.95	15	5.0	23	7.7	83t	0/176	46.6

YEAR BY YEAR

1955 Regular Season Results (9-2-1)

Coach: Paul Brown

Top Draft Choice: C/LB Kurt Burris

1955 USUAL STARTING LINEUPS

Offense

LE 88 Darrel Brewster
 LT 76 Lou Groza
 LG 64 Abe Gibrón
 C 52 Frank Gatski
 RG 60 Harold Bradley
 RT 74 Mike McCormack
 RE 86 Dante Lavelli
 WR 26 Ray Renfro
 QB 14 Otto Graham
 RB 32 F. Morrison, 40 D. Jones
 RB 36 E. Modzelewski, 30 M. Bassett

Defense

LDE 82 Carlton Massey
 LDT 72 John Kissell
 MG 79 Bob Gain
 RDT 70 Don Colo
 RDE 80 Len Ford
 LLB 65 Chuck Noll
 RLB 34 Walt Michaels
 LCB 24 Warren Lahr
 RCB 20 Don Paul
 LS 22 Ken Konz
 RS 42 Tommy James

Radio Announcers:
 Bill McColgan, Jim Graner (WTAM 1100 AM)

Television Announcers:
 Ken Coleman (WJW Channel 8)

Total Plays	768	674	Gillom, Horace	1	-15	-15.0	-15	0
Avg. Per Play	5.2	4.2	Browns	536	2,040	3.8	56	20
Net Yards Rushing	2,020	1,189	Opponents	351	1,189	3.4	38	9
Avg. Per Game	168.3	99.1	Receiving	No	Yds	Avg	LG	TD
Total Rushes	536	351	Brewster, Darrel	34	622	18.3	41t	6
Net Yards Passing	1,950	1,652	Lavelli, Dante	31	492	15.9	49	4
Avg. Per Game	162.5	137.7	Renfro, Ray	29	603	20.8	61t	8
Sacked/Yards Lost	0/275	0/123	Modzelewski, Ed	13	113	8.7	28t	2
Gross Yards	2,225	1,775	Morrison, Fred	9	185	20.6	49	0
Attempts/Completions	234/130	323/126	Bassett, Maurice	9	83	9.2	25	0
Completion Pct.	55.6%	39.0%	Jones, Dub	3	115	38.3	46	1
Had Intercepted	11	25	Smith, Robert	2	12	6.0	10	0
Punts/Avg.	58/41.2	71/39.2	Browns	130	2,225	17.1	61t	21
Net Punting Avg.	58/38.0	71/34.4	Opponents	126	1,775	14.1	71t	15
Penalties/Yards Lost	64/603	58/560	Interceptions	No	Yds	Avg	LG	TD
Fumbles/Ball Lost	27/17	21/15	Noil, Chuck	5	74	14.8	24	1
Touchdowns	45	29	Lahr, Warren	5	52	10.4	24	0
Rushing	20	9	Konz, Ken	5	32	6.4	15t	1
Passing	21	15	Paul, Don	4	49	12.3	19	0
Returns	4	5	James, Tommy	2	20	10.0	16	0

Score By Periods

	1st	2nd	3rd	4th	OT	Tot.
Browns	72	96	91	90	0	- 349
Opponents	46	67	39	66	0	- 218

Scoring

	RU	PA	FLD	PAT	2Ru	2Pa	FG	Saf	TP	
Groza, Lou	0	0	0	0	44/45	0	0	11/22	0	77
Modzelewski, Ed	6	2	0	0	0	0	0	0	0	48
Renfro, Ray	0	8	0	0	0	0	0	0	0	48
Brewster, Darrel	0	6	0	0	0	0	0	0	0	36
Graham, Otto	6	0	0	0	0	0	0	0	0	36
Lavelli, Dante	0	4	0	0	0	0	0	0	0	24
Bassett, Maurice	3	0	0	0	0	0	0	0	0	18
Morrison, Fred	3	0	0	0	0	0	0	0	0	18
Noil, Chuck	0	0	1	0	0	0	0	0	0	18
Jones, Dub	0	1	0	0	0	0	0	0	0	6
Smith, Robert	1	0	0	0	0	0	0	0	0	6
Konz, Ken	0	0	1	0	0	0	0	0	0	6
Paul, Don	0	0	1	0	0	0	0	0	0	6
Ratterman, G.	1	0	0	0	0	0	0	0	0	6
Michaels, Walt	0	0	1	0	0	0	0	0	0	6
Browns	20	21	4	0	44/45	0	0	11/22	1	349
Opponents	9	15	5	0	23/29	0	0	7/15	0	218

Punting

	No	Yds	Avg	In20	TB	LG	Blk
Gillom, Horace	58	2,389	41.2	0	6	56	3
Browns	58	2,389	41.2	0	6	56	3
Opponents	71	2,781	39.2	0	2	63	1

Punt Returns

	No	FC	Yds	Avg	LG	TD
Paul, Don	19	0	148	7.8	60t	1
Konz, Ken	17	0	138	8.1	42	0
White, Bob	2	0	28	14.0	28	0
Ford, Henry	4	0	15	3.8	7	0
Smith, Robert	1	0	5	5.0	5	0
Renfro, Ray	1	0	3	3.0	3	0
Browns	44	0	337	7.7	60t	1
Opponents	37	0	186	5.0	78t	1

Kickoff Returns

	No	Yds	Avg	LG	TD
Smith, Robert	13	320	24.6	47	0
White, Bob	10	258	25.8	44	0
Bassett, Maurice	7	151	21.6	31	0
Paul, Don	5	109	21.8	26	0
Konz, Ken	3	66	22.0	23	0
Michaels, Walt	3	45	15.0	27	0
Browns	41	949	23.1	47	0
Opponents	50	1,220	24.4	100t	1

Rushing

	No	Yds	Avg	LG	TD
Modzelewski, Ed	185	619	3.3	25	6
Morrison, Fred	156	824	5.3	56	3
Graham, Otto	68	141	2.1	36	6
Bassett, Maurice	38	174	4.6	30t	3
Smith, Robert	37	142	3.8	31t	1
Renfro, Ray	29	90	3.1	14	0
Jones, Dub	10	44	4.4	13	0
Ratterman, George	6	8	1.3	10	1
Petibon, John	3	10	3.3	7	0
Ford, Henry	2	1	0.5	1	0
James, Tommy	1	2	2.0	2	0

Team Statistics

	Browns	Opponent
Total First Downs	224	171
Rushing	111	65
Passing	98	83
Penalty	15	23
Total Net Yards	3,978	2,841
Avg. Per Game	331.5	236.8

Passing	Att	Cmp	Yds	Pct	Av/At	TD	TD%	Int	Int%	LG	Thld	Rating
Graham, Otto	185	98	1,721	53.0	9.30	15	8.1	8	4.3	61t	0/241	94.0
Ratterman, George	47	32	504	68.1	10.72	6	12.8	3	6.4	35	0/34	116.5
Renfro, Ray	2	0	0	0.0	0.00	0	0.0	0	0.0	0	0/0	39.6
Browns	234	130	2,225	55.6	9.51	21	9.0	11	4.7	61t	0/275	98.3
Opponents	323	126	1,775	39.0	5.50	15	4.6	25	7.7	71t	0/123	40.7

1956 Regular Season Results (5-7)

Coach: Paul Brown

Top Draft Choice: HB Preston Carpenter

1956 USUAL STARTING LINEUPS

Offense

LE	88	Darrel Brewster
LT	76	Lou Groza
LG	64	Abe Gibron
C	52	Frank Gatski
RG	62	H. Forester, 60 H. Bradley
RT	74	Mike McCormack
RE	86	Dante Lavelle
WR	26	Ray Renfro
QB	16	G. Ratterman, 18 V. Parilli
RB	32	F. Morrison, 40 P. Carpenter
RB	36	E. Modzelewski, 30 M. Bassett

Defense

LDE	82	C. Massey, 79 B. Gain
LDT	72	John Kissell
RDT	79	B. Gain, 70 D. Colo
RDE	80	Len Ford
LB	65	Chuck Noll
MLB	34	Walt Michaels
RLB	35	G. Fiss, 34 W. Michaels
LCB	24	Warren Lahr
RCB	20	Don Paul
LS	22	Ken Konz
RS	44	John Pettibon

Radio Announcers:

Bill McColgan, Jim Graner (WGAR 1220 AM)

Television Announcers:

Ken Coleman, Otto Graham (WJW-Channel 8)

Net Yards Rushing	1,817	2,032	Receiving	No	Yds	Avg	LG	TD	
Avg. Per Game	151.4	169.3	Brewster, Darrel	28	417	14.9	41	1	
Total Rushes	466	463	Lavelle, Dante	20	344	17.2	68t	1	
Net Yards Passing	1,175	1,103	Renfro, Ray	17	325	19.1	46t	4	
Avg. Per Game	97.9	91.9	Carpenter, Preston	16	124	7.8	34	0	
Sacked/Yards Lost	0/183	0/112	Modzelewski, Ed	10	27	2.7	6	0	
Gross Yards	1,358	1,215	Morrison, Fred	6	29	4.8	10	1	
Attempts/Completions	202/105	226/107	Quinlan, Volney	4	63	15.8	31	0	
Completion Pct.	52.0%	47.3%	Bassett, Maurice	4	29	7.3	31t	1	
Had Intercepted	18	18	Browns	105	1,358	12.9	68t	8	
Punts/Avg.	50/41.9	59/40.7	Opponents	107	1,215	11.4	75t	7	
Net Punting Avg.	50/39.2	59/35.3	Interceptions	No	Yds	Avg	LG	TD	
Penalties/Yards Lost	52/457	61/529	Paul, Don	7	190	27.1	42	1	
Fumbles/Ball Lost	18/12	11/8	Konz, Ken	4	34	8.5	28	0	
Touchdowns	19	21	Lahr, Warren	3	33	11.0	18	0	
Rushing	8	13	Noll, Chuck	1	13	13.0	13	0	
Passing	8	7	Fiss, Galeff	1	4	4.0	4	0	
Returns	3	1	Colo, Don	1	0	0.0	0	0	
			Wren, Junior	1	0	0.0	0	0	
Score By Periods	1st	2nd	3rd	4th	OT	Tot.			
Browns	65	54	14	34	0	- 167	Browns	18	
Opponents	24	69	30	54	0	- 177	Opponents	18	
Scoring	Ru	Pa	Rd	Pat	2Ru	2Ps	FG	Sa	TF
Groza, Lou	0	0	0	18/18	0	0	11/20	0	51
Renfro, Ray	0	4	0	0/0	0	0	0/0	0	24
Morrison, Fred	1	1	0	0/0	0	0	0/0	0	12
Modzelewski, Ed	2	0	0	0/0	0	0	0/0	0	12
Bassett, Maurice	1	1	0	0/0	0	0	0/0	0	12
O'Connell, Tom	2	0	0	0/0	0	0	0/0	0	12
Ratterman, G.	1	0	0	0/0	0	0	0/0	0	6
Paul, Don	0	0	1	0/0	0	0	0/0	0	6
Konz, Ken	0	0	1	0/0	0	0	0/0	0	6
Kinard, Billy	1	0	0	0/0	0	0	0/0	0	6
Noll, Chuck	0	0	1	0/0	0	0	0/0	0	6
Lavelle, Dante	0	1	0	0/0	0	0	0/0	0	6
Brewster, Darrel	0	1	0	0/0	0	0	0/0	0	6
Wren, Junior	0	0	0	0/0	0	0	0/0	1	2
Team, Stat	0	0	0	0/1	0	0	0/0	0	0
Browns	8	8	3	0	18/19	0	0	11/20	167
Opponents	13	7	1	0	21/21	0	0	10/18	177
Rushing	No	Yds	Avg	LG	TD				
Carpenter, Preston	188	756	4.0	30	0				
Modzelewski, Ed	96	413	4.3	23	1				
Morrison, Fred	83	340	4.1	41	1				
Bassett, Maurice	41	129	3.1	12	1				
O'Connell, Tom	24	40	1.7	11	2				
Parilli, Vito	18	3.6	19	0					
Ratterman, George	7	9	1.3	5	0				
Renfro, Ray	4	24	6.0	10	0				
Smith, Jim Ray	2	10	5.0	7	0				
Quinlan, Volney	2	4	2.0	3	0				
Kinard, Billy	1	27	27.0	27t	1				
Browns	466	1,817	3.9	41	6				
Opponents	463	2,032	4.4	70t	13				

Date	Result	Opponent	Att.
09/30	L 7-9	at Chicago Cardinals	20,966
10/06	W 14-10	at Pittsburgh Steelers	35,398
10/14	L 9-21	New York Giants	60,042
10/21	L 9-20	at Washington Redskins	23,332
10/28	L 16-24	Pittsburgh Steelers	50,358
11/04	W 24-7	at Green Bay Packers	28,590
11/11	L 7-21	Baltimore Colts	42,404
11/18	W 16-0	at Philadelphia Eagles	25,894
11/25	L 17-20	Washington Redskins	22,878
12/02	W 17-14	Philadelphia Eagles	20,645
12/09	W 24-7	at New York Giants	27,707
12/16	L 7-24	Chicago Cardinals	25,312

Team Statistics	Browns	Opponent
Total First Downs	173	188
Rushing	94	108
Passing	63	62
Penalty	16	18
Total Net Yards	3,310	3,135
Avg. Per Game	275.8	261.3
Total Plays	744	689
Avg. Per Play	4.4	4.5

Punting	No	Yds	Avg	In20	TB	LG	Blk
Morrison, Fred	38	1,561	41.1	0	7	70	0
Gillom, Horace	12	536	44.7	0	0	53	0
Browns	50	2,097	41.9	0	7	70	0
Opponents	59	2,400	40.7	0	4	57	0
Punt Returns	No	FC	Yds	Avg	LG	TD	
Konz, Ken	13	0	187	14.4	65t	1	
Paul, Don	17	0	103	6.1	17	0	
Carpenter, Preston	1	0	18	18.0	18	0	
Quinlan, Volney	10	0	9	0.9	5	0	
Browns	41	0	317	7.7	65t	1	
Opponents	26	0	137	5.3	31	0	
Kickoff Returns	No	Yds	Avg	LG	TD		
Carpenter, Preston	15	381	25.4	42	0		
Quinlan, Volney	9	219	24.3	50	0		
Kinard, Billy	7	196	28.0	56	0		
Morrison, Fred	1	17	17.0	17	0		
Smith, Jim Ray	1	14	14.0	14	0		
Weber, Charles	1	3	3.0	3	0		
Browns	34	830	24.4	56	0		
Opponents	33	819	24.8	57	0		

Passing	Att	Cmp	Yds	Pct	Av/At	TD	TD%	Int	Int%	LG	Tkld	Rating
O'Connell, Tom	96	42	551	43.8	5.74	4	4.2	8	8.3	62	0/41	41.6
Parilli, Vito	49	24	409	49.0	8.35	3	6.1	7	14.3	68t	0/63	58.5
Ratterman, George	57	39	398	68.4	6.98	1	1.8	3	5.3	46t	0/79	72.1
Browns	202	105	1,358	52.0	6.72	8	4.0	18	8.9	68t	0/183	49.5
Opponents	226	107	1,215	47.3	5.38	7	3.1	18	8.0	75t	0/112	41.1

YEAR BY YEAR

1957 Regular Season Results (9-2-1)

Coach: Paul Brown

Top Draft Choice: FB Jim Brown

1957 USUAL STARTING LINEUPS

Offense

LE	88	Darrel Brewster
LT	76	Lou Groza
LG	64	J. R. Smith, 62 H. Forester
C	56	Art Hunter
RG	60	H. Bradley, 63 F. Robinson
RT	74	Mike McCormack
RE	40	Preston Carpenter
WR	26	Ray Renfro
QB	15	T. O'Connell, 16 M. Plum
RB	48	M. Campbell, 30 L. Carpenter
RB	32	Jim Brown

Defense

LDE	84	Bill Quinlan
LDT	79	Bob Gain
RDT	70	Don Colo
RDE	80	Len Ford
LLB	65	Chuck Noll
MLB	50	Vince Costello
RLB	34	Walt Michaels
LCB	24	Warren Lahr
RCB	20	Don Paul
LS	22	Ken Konz
RS	42	Lowe Wren

Radio Announcers:

Bill McColgan, Jim Graner (WGAR 1220 AM)

Television Announcers:

Ken Coleman, Jimmy Dudley (WJW-Channel 8)

Avg. Per Game	305.8	233.5	Receiving	No	Yds	Avg	LG	TD										
Total Plays	696	638	Brewster, Darrel	30	614	20.5	56	2										
Avg. Per Play	5.3	4.4	Carpenter, Preston	27	398	14.7	33	2										
Net Yards Rushing	1,958	1,502	Renfro, Ray	21	589	28.0	65t	6										
Avg. Per Game	163.2	125.2	Brown, Jim	16	55	3.4	12	1										
Total Rushes	501	396	Carpenter, Lew	5	65	13.0	21	0										
Net Yards Passing	1,712	1,300	Clarke, Frank	4	77	19.3	43	0										
Avg. Per Game	142.7	108.3	Hanulak, Chet	3	38	12.7	19	0										
Sacked/Yards Lost	0/161	0/211	Campbell, Milton	1	25	25.0	25t	1										
Gross Yards	1,873	1,511	Reynolds, Billy	1	12	12.0	12	0										
Attempts/Completions	195/108	242/105	Browns	108	1,873	17.3	65t	12										
Completion Pct.	55.4%	43.4%	Opponents	105	1,511	14.4	63	8										
Had Intercepted	14	19	Interceptions	No	Yds	Avg	LG	TD										
Punts/Avg.	61/39.3	72/41.8	Paul, Don	4	28	7.0	12	0										
Net Punting Avg.	61/34.1	72/38.5	Konz, Ken	4	20	5.0	16	0										
Penalties/Yards Lost	66/597	42/412	Freeman, Bob	3	46	15.3	25	0										
Fumbles/Ball Lost	19/10	20/12	Wren, Junior	2	73	36.5	43	0										
Touchdowns	32	22	Costello, Vince	2	19	9.5	12	0										
Rushing	19	11	Lahr, Warren	2	12	6.0	10	0										
Passing	12	8	Fiss, Galen	1	15	15.0	15	0										
Returns	1	3	Michaels, Walt	1	10	10.0	6	0										
Score By Periods	1st	2nd	3rd	4th	OT	Tot.	Browns	19	223	11.7	43	0						
Browns	54	60	76	79	0	- 269	Opponents	14	141	10.1	65t	1						
Opponents	27	57	30	58	0	- 172	Punting	No	Yds	Avg	In20	TB	LG	Blk				
Scoring	Ru	Pa	Rt	OT	PAT	2Pt	FG	Saf	TP	Konz, Ken	61	2,396	39.3	0	3	63	1	
Groza, Lou	0	0	0	0	32/32	0	0	15/22	0	77	Browns	61	2,396	39.3	0	3	63	1
Brown, Jim	9	1	0	0	0/0	0	0	0/0	0	60	Opponents	72	3,006	41.8	0	1	63	0
Renfro, Ray	0	6	0	0	0/0	0	0	0/0	0	36	Punt Returns	No	FC	Yds	Avg	LG	TD	
Carpenter, Lew	4	0	0	0	0/0	0	0	0/0	0	24	Reynolds, Billy	24	0	114	4.8	12	23	0
Hanulak, Chet	3	0	0	0	0/0	0	0	0/0	0	18	Carpenter, P.	9	0	75	8.3	32	0	0
Carpenter, P.	1	2	0	0	0/0	0	0	0/0	0	18	Paul, Don	11	0	29	2.6	11	0	0
Brewster, Darrel	0	2	0	0	0/0	0	0	0/0	0	12	Hanulak, Chet	11	0	29	2.6	11	0	0
Campbell, Milton	0	1	0	0	0/0	0	0	0/0	0	6	Konz, Ken	3	0	13	4.3	7	0	0
Reynolds, Billy	1	0	0	0	0/0	0	0	0/0	0	6	Robinson, Fred	1	0	0	0.0	0	0	0
Paul, Don	0	0	1	0	0/0	0	0	0/0	0	6	Browns	48	0	231	4.8	32	0	0
O'Connell, Tom	1	0	0	0	0/0	0	0	0/0	0	6	Opponents	47	0	315	6.7	58t	1	0
Browns	19	12	1	0	32/32	0	0	15/22	0	269	Kickoff Returns	No	Yds	Avg	LG	TD		
Opponents	11	8	3	0	19/22	0	0	7/14	0	112	Campbell, Milton	11	263	23.9	36	0	0	0
Rushing	No	Yds	Avg	LG	TD	Reynolds, Billy	7	152	21.7	29	0	0	0	0	0	0	0	
Brown, Jim	202	942	4.7	69t	9	Brown, Jim	6	136	22.7	29	0	0	0	0	0	0	0	
Hanulak, Chet	125	375	3.0	64t	3	Modzelewski, Ed	5	74	14.8	18	0	0	0	0	0	0	0	
Carpenter, Lew	83	315	3.8	55	4	Clarke, Frank	2	22	11.0	13	0	0	0	0	0	0	0	
Reynolds, Billy	29	57	2.0	8	1	Carpenter, Lew	1	24	24.0	24	0	0	0	0	0	0	0	
Plum, Milt	26	118	4.5	30	0	Freeman, Bob	1	15	15.0	15	0	0	0	0	0	0	0	
O'Connell, Tom	14	5	0.4	7	1	Browns	33	686	20.8	36	0	0	0	0	0	0	0	
Modzelewski, Ed	10	21	2.1	5	0	Opponents	42	917	21.8	50	0	0	0	0	0	0	0	
Campbell, Milton	7	23	3.3	14	0	Carpenter, Preston	3	86	28.7	39	1	0	0	0	0	0	0	0
Carpenter, Preston	3	86	28.7	39	1	Renfro, Ray	2	22	11.0	16	0	0	0	0	0	0	0	0
Renfro, Ray	2	22	11.0	16	0	McCormack, Mike	0	4	0.0	4	0	0	0	0	0	0	0	0
McCormack, Mike	0	4	0.0	4	0	Browns	501	1,968	3.9	69t	19	Opponents	396	1,502	3.8	59	11	
Browns	501	1,968	3.9	69t	19	Opponents	396	1,502	3.8	59	11							

Date	Result	Opponent	Att.
09/29	W 6-3	New York Giants	58,095
10/05	W 23-12	at Pittsburgh Steelers	35,570
10/13	W 24-7	Philadelphia Eagles	53,493
10/20	L 7-17	at Philadelphia Eagles	22,443
10/27	W 17-7	at Chicago Cardinals	26,341
11/03	W 21-17	Washington Redskins	52,936
11/10	W 24-0	Pittsburgh Steelers	53,709
11/17	T 30-30	at Washington Redskins	27,722
11/24	W 45-31	Los Angeles Rams	65,407
12/01	W 31-0	Chicago Cardinals	40,525
12/08	L 7-20	at Detroit Lions	55,814
12/15	W 34-28	at New York Giants	54,294
		Championship	
12/29	L 14-59	at Detroit Lions	55,263

Team Statistics	Browns	Opponent
Total First Downs	180	164
Rushing	93	79
Passing	76	66
Penalty	11	19
Total Net Yards	3,670	2,802

Passing	Att	Cmp	Yds	Pct	Av/At	TD	TD%	Int	Int%	LG	Tkld	Ratng
O'Connell, Tom	110	63	1,229	57.3	11.17	9	8.2	8	7.3	65t	0/56	93.3
Plum, Milt	76	41	590	53.9	7.76	2	2.6	5	6.6	58t	0/85	60.7
Hanulak, Chet	2	1	32	50.0	16.00	1	50.0	0	0.0	32t	0/0	135.4
Borton, John	6	3	22	50.0	3.67	0	0.0	1	16.7	8	0/20	19.4
Campbell, Milton	1	0	0	0.0	0.00	0	0.0	0	0.0	0	0/0	39.6
Browns	195	108	1,873	55.4	9.61	12	6.2	14	7.2	65t	0/161	78.9
Opponents	242	105	1,511	43.4	6.24	8	3.3	19	7.9	63	0/211	42.6

1958 Regular Season Results (9-3)

Coach: Paul Brown

Top Draft Choice: DB Jim Hofner

1958 USUAL STARTING LINEUPS

Offense

LE	88	D. Brewster, 82 F. Clarke
LT	76	Lou Groza
LG	64	Jim Ray Smith
C	56	Art Hunter
RG	65	Chuck Noll
RT	74	M. McCormack, 78 W. McClung
RE	40	Preston Carpenter
WR	26	Ray Renfro
QB	16	Milt Plum
RB	49	B. Mitchell, 30 L. Carpenter
RB	32	Jim Brown

Defense

LDE	86	P. Wiggins, 89 W. Davis
LDT	79	Bob Gair
RDT	70	Don Co'o
RDE	84	B. Quinlan, 89 W. Davis
LLB	35	Galen Fiss
MLB	50	Vince Costello
RLB	34	Walt Michaels
LCB	24	W. Lahr, 18 B. Freeman
RCB	20	Don Paul
LS	22	Ken Konz
RS	42	Lowe Wren

Radio Announcers:

Bill McColgan, Jim Graner (WGAR 1220 AM)

Television Announcers:

Ken Coleman, Jimmy Dudley (WJW-Channel 8)

Total Plays	681	681	Brewster, Darrel	16	294	18.4	38	1		
Avg. Per Play	6.0	5.4	Brown, Jim	16	138	8.6	46	1		
Net Yards Rushing	2,526	1,448	Mitchell, Bobby	16	131	8.2	25	3		
Avg. Per Game	210.5	120.7	Carpenter, Lew	5	47	9.4	18	0		
Total Rushes	475	369	Clarke, Frank	3	91	30.3	34	0		
Net Yards Passing	1,581	2,212	Modzelewski, Ed	1	10	10.0	10	0		
Avg. Per Game	131.8	184.3	Browns	110	1,758	16.0	74	12		
Sacked/Yards Lost	0/177	0/175	Opponents	162	2,387	14.7	91t	20		
Gross Yards	1,758	2,387								
Attempts/Completions	206/110	312/162	Interceptions	No	Yds	Avg	LG	TD		
Completion Pct.	53.4%	51.9%	Konz, Ken	4	123	30.8	46t	1		
Had Intercepted	14	16	Paul, Don	4	80	20.0	36	0		
Punts/Avg.	51/41.2	55/42.7	Wren, Junior	3	36	12.0	29	0		
Net Punting Avg.	51/39.3	55/36.9	Freeman, Bob	3	21	7.0	19	0		
Sacks/Yards Lost	59/55.4	37/34.7	Lahr, Warren	1	25	25.0	25	0		
Fumbles/Ball Lost	14/8	27/18	Hofner, Jim	1	0	0.0	0	0		
Touchdowns	40	26	Browns	16	285	17.8	46t	1		
Rushing	24	6	Opponents	14	134	9.6	31	0		
Passing	12	20								
Returns	4	0	Punting	No	Yds	Avg	In20	TB	LG	Blk

Score By Periods	1st	2nd	3rd	4th	OT	Tot.
Browns	90	82	42	88	0	- 302
Opponents	41	89	48	39	0	- 217

Scoring	Ru	Pa	Rt	Df	PAT	2Pt	FG	Sa	TP	Punt	Returns	No	FC	Yds	Avg	LG	TD
Brown, Jim	17	1	0	0	0/0	0	0/0	0	108	Mitchell, Bobby	14	0	165	11.8	68t	1	
Groza, Lou	0	0	0	36/38	0	0	8/19	0	60	Konz, Ken	18	0	143	7.9	38	0	
Mitchell, Bobby	1	3	2	0	0/0	0	0/0	0	36	Hofner, Jim	4	0	10	2.5	10	0	
Renfro, Ray	0	6	0	0	0/0	0	0/0	0	36	Paul, Don	2	0	0	0.0	0	0	
Plum, Milt	4	0	0	2/2	0	0	0/0	0	26	Wren, Junior	1	0	0	0.0	0	0	
Carpenter, Lew	2	0	0	0/0	0	0	0/0	0	12	Browns	39	0	318	8.2	68t	1	
Brewster, Darrel	0	1	0	0	0/0	0	0/0	0	6	Opponents	38	0	95	2.5	23	0	
Bolden, Leroy	0	0	1	0	0/0	0	0/0	0	6								
Carpenter, P.	0	1	0	0	0/0	0	0/0	0	6	Kickoff Returns	No	Yds	Avg	LG	TD		
Konz, Ken	0	0	1	0	0/0	0	0/0	0	6	Mitchell, Bobby	18	454	25.2	98t	1		
Browns	24	12	4	0	38/40	0	8/19	0	302	Bolden, Leroy	14	362	25.9	102t	1		
Opponents	6	20	0	0	26/26	0	11/23	1	217	Brown, Jim	3	74	24.7	35	0		

Rushing	No	Yds	Avg	LG	TD												
Brown, Jim	257	1,527	5.9	65t	17												
Mitchell, Bobby	80	500	6.3	63t	1												
Carpenter, Lew	73	308	4.2	30	2												
Plum, Milt	37	127	3.4	22	4												
Bolden, Leroy	15	55	3.7	15	0												
Renfro, Ray	3	17	5.7	12	0												
Modzelewski, Ed	3	8	2.7	3	0												
Carpenter, Preston	3	2	0.7	22	0												
Freeman, Bob	2	1	0.5	9	0												
Ninowski, Jim	2	1	0.5	7	0												
Browns	475	2,546	5.4	65t	24												
Opponents	369	1,448	3.9	40	6												
Receiving	No	Yds	Avg	LG	TD												
Carpenter, Preston	29	474	16.3	74	1												
Renfro, Ray	24	573	23.9	52	6												

Date	Result	Opponent	Att.
09/28	W 30-27	at Los Angeles Rams	69,993
10/05	W 45-12	at Pittsburgh Steelers	31,130
10/12	W 35-28	Chicago Cardinals	65,403
10/19	W 27-10	Pittsburgh Steelers	66,852
10/26	W 38-24	at Chicago Cardinals	30,933
11/02	L 17-21	New York Giants	78,404
11/09	L 10-30	Detroit Lions	75,563
11/16	W 20-10	at Washington Redskins	32,372
11/23	W 28-14	Philadelphia Eagles	51,319
11/30	W 21-14	Washington Redskins	33,240
12/01	W 21-14	at Philadelphia Eagles	36,773
12/14	L 10-13	at New York Giants	63,192
Playoff			
12/21	L 0-10	at New York Giants	61,174

Team Statistics	Browns	Opponent
Total First Downs	206	201
Rushing	127	82
Passing	71	104
Penalty	8	15
Total Net Yards	4,107	3,660
Avg. Per Game	342.3	305.0

Passing	Att	Cmp	Yds	Pct	Av/At	TD	TD%	Int	Int%	LG	Tkld	Rating
Plum, Milt	189	102	1,619	54.0	8.57	11	5.8	11	5.8	74	0/145	77.9
Ninowski, Jim	17	8	139	47.1	8.18	1	5.9	3	17.6	34	0/32	55.4
Browns	206	110	1,758	53.4	8.53	12	5.8	14	6.8	74	0/177	73.2
Opponents	312	162	2,387	51.9	7.65	20	6.4	16	5.1	91t	0/175	77.2

YEAR BY YEAR

1959 Regular Season Results (7-5)

Coach: Paul Brown

Top Draft Choice: OE Rich Kreitling

1959 USUAL STARTING LINEUPS

Offense

LE	40	Preston Carpenter
LT	76	L. Groza, 77 W. Davis
LG	64	Jim Ray Smith
C	56	Art Hunter
RG	66	Gene Hickerson
RT	74	M. McCormack, 70 F. O'Brien
RE	86	Bill Howton
WR	26	Ray Renfro
QB	16	Milt Plum
RB	49	Bobby Mitchell
RB	32	Jim Brown

Defense

LDE	79	Bob Gain
LDT	78	Willie McClung
RDT	72	Sid Youngelman
RDE	80	Paul Wiggan
LLB	35	Galen Fiss
MLB	50	Vince Costello
RLB	34	Walt Michaels
LCB	30	Bernie Parrish
RCB	44	Jim Shofner
LS	24	Warren Lahr
RS	42	Lowe Wren

Radio Announcers:

Bill McColligan, Jim Graner (WGAR 1220 AM)

Television Announcers:

Ken Coleman, Jimmy Dudley (WJW-Channel 8)

Net Yards Rushing	2,149	1,422	Modzelewski, Ed	3	18	6.0	13	1
Avg. Per Game	179.1	118.5	Plum, Milt	1	20	20.0	20	0
Total Rushes	457	360	Browns	159	2,033	12.8	761	14
Net Yards Passing	1,866	2,342	Opponents	168	2,457	14.6	71	17
Avg. Per Game	155.5	195.2						
Sacked/Yards Lost	0/167	0/115	Interceptions	No	Yds	Avg	LG	TD
Gross Yards	2,033	2,457	Parrish, Bernie	5	83	16.6	371	1
Attempts/Completions	276/159	319/168	Wren, Junior	5	39	7.8	22	0
Completion Pct.	57.6%	52.7%	Shofner, Jim	2	50	25.0	30	0
Had Intercepted	9	18	Noll, Chuck	2	5	2.5	5	0
Punts/Avg.	50/37.1	50/42.4	Konz, Ken	1	35	35.0	21	0
Net Punting Avg.	50/36.3	50/38.2	Fiss, Galen	1	9	9.0	9	0
Penalties/Yards Lost	36/329	32/285	Michaels, Walt	1	7	7.0	7	0
Fumbles/Ball Lost	8/5	20/12	Lahr, Warren	1	0	0.0	0	0
Touchdowns	37	28	Costello, Vince	0	14	0.0	14	0
Rushing	20	9	Browns	18	242	13.4	371	1
Passing	14	17	Opponents	9	139	15.4	32	1
Returns	3	2						

Score By Periods	1st	2nd	3rd	4th	OT	Tot.				
Browns	65	72	44	89	0	- 270				
Opponents	17	94	65	38	0	- 214				

Scoring	Ru	Pa	Rt	DT	PAT	2Ru	2Pa	FG	SA	TP
Brown, Jim	14	0	0	0	0	0	0	0	0	84
Mitchell, Bobby	5	4	1	0	0	0	0	0	0	60
Groza, Lou	0	0	0	33/37	0	0	5/16	0	48	
Renfro, Ray	0	6	0	0	0	0	0	0	0	36
Carpenter, P	0	2	0	0	0	0	0	0	0	12
Howton, Billy	0	1	0	0	0	0	0	0	0	6
Wren, Junior	0	1	0	0	0	0	0	0	0	6
Modzelewski, Ed	0	1	0	0	0	0	0	0	0	6
Parrish, Bernie	0	0	1	0	0	0	0	0	0	6
Plum, Milt	1	0	0	0	0	0	0	0	0	6
Browns	20	14	3	0	33/37	0	5/16	0	270	
Opponents	9	17	2	0	28/28	0	6/13	0	214	

Rushing	No	Yds	Avg	LG	TD					
Brown, Jim	290	1,329	4.6	70t	14					
Mitchell, Bobby	131	743	5.7	90t	5					
Plum, Milt	21	20	1.0	17	1					
Modzelewski, Ed	6	18	3.0	5	0					
Bolden, Leroy	4	11	2.8	9	0					
Ptacek, Bob	3	13	4.3	6	0					
Ninowski, Jim	1	11	11.0	11	0					
Carpenter, Preston	1	4	4.0	4	0					
Browns	457	2,149	4.7	90t	20					
Opponents	360	1,422	4.0	65	7					

Receiving	No	Yds	Avg	LG	TD					
Howton, Billy	39	510	13.1	36t	1					
Mitchell, Bobby	35	351	10.0	76t	4					
Renfro, Ray	30	528	17.6	70t	6					
Carpenter, Preston	24	372	15.5	43t	2					
Brown, Jim	24	190	7.9	25	0					
Clarke, Frank	3	44	14.7	20	0					

Punting	No	Yds	Avg	In	20	TB	LG	Blk		
Wren, Junior	27	996	36.9	0	1	55	0			
Shofner, Jim	23	860	37.4	0	1	48	0			
Browns	50	1,856	37.1	0	2	55	0			
Opponents	50	2,121	42.4	0	5	62	0			

Punt Returns	No	FC	Yds	Avg	LG	TD				
Mitchell, Bobby	17	0	177	10.4	78t	1				
Konz, Ken	9	0	34	3.8	11	0				
Browns	26	0	211	8.1	78t	1				
Opponents	32	0	39	1.2	11	0				

Kickoff Returns	No	Yds	Avg	LG	TD					
Mitchell, Bobby	11	236	21.5	31	0					
Bolden, Leroy	9	170	18.9	38	0					
Brown, Jim	4	88	22.0	29	0					
Modzelewski, Ed	4	37	9.3	19	0					
Noll, Chuck	1	20	20.0	20	0					
Browns	29	551	19.0	38	0					
Opponents	38	734	19.3	46	0					

Date	Result	Opponent	Att.							
09/26	L 7-17	at Pittsburgh Steelers	33,844							
10/04	W 34-7	at Chicago Cardinals	19,935							
10/11	L 6-10	New York Giants	65,534							
10/18	W 17-7	Chicago Cardinals	46,422							
10/25	W 34-7	Washington Redskins	42,732							
11/01	W 38-31	at Baltimore Colts	57,557							
11/08	W 28-7	Philadelphia Eagles	58,275							
11/15	W 31-17	at Washington Redskins	32,266							
11/22	L 20-21	Pittsburgh Steelers	68,563							
11/29	L 20-21	San Francisco 49ers	56,854							
12/06	L 7-48	at New York Giants	68,436							
12/13	W 28-21	at Philadelphia Eagles	45,952							

Team Statistics	Browns	Opponent								
Total First Downs	234	205								
Rushing	118	75								
Passing	109	115								
Penalty	7	15								
Total Net Yards	4,015	3,764								
Avg. Per Game	334.6	313.7								
Total Plays	733	679								
Avg. Per Play	5.5	5.5								

Passing	Att	Cmp	Yds	Pct	Av/At	TD	TD%	Int	Int%	LG	Tkld	Ratng
Plum, Milt	266	156	1,992	58.6	7.49	14	5.3	8	3.0	76t	0/157	87.2
Ninowski, Jim	10	3	41	30.0	4.10	0	0.0	1	10.0	20	0/10	4.6
Browns	276	159	2,033	57.6	7.37	14	5.1	9	3.3	76t	0/167	84.1
Opponents	319	168	2,457	52.7	7.70	17	5.3	18	5.6	71	0/115	72.3

1960 Regular Season Results (8-3-1)

Coach: Paul Brown

Top Draft Choice: E Jim Houston

1960 USUAL STARTING LINEUPS

Offense

LE	88	R. Kreitling, 87 F. Murphy
LT	77	Dick Schafrath
LG	64	Jim Ray Smith
C	56	John Morrow
RG	66	Gene Hickerson
RT	74	Mike McCormack
RE	86	G. Nagler, 88 R. Kreitling
WR	26	R. Renfro, 81 L. Clarke
QB	16	Milt Plum
RB	49	Bobby Mitchell
FB	32	Jim Brown

Defense

LE	84	P. Wiggan, 82 J. Houston
LT	79	Bob Gain
RT	72	Floyd Peters
RE	80	J. Marshall, 84 P. Wiggan
LLB	35	Galen Fiss
MLB	50	Vince Costello
RLB	34	Walt Michaels
LCB	30	Bernie Parrish
RCB	44	Jim Shofner
LS	46	Don Fleming
RS	22	R. Mostardi, 24 B. Franklin

Radio Announcers:

Bill McColgan, Jim Graner (WGAR 1220 AM)

Television Announcers:

Ken Coleman, Jimmy Dudley (WJW-Channel 8)

Total Plays	647	724
Avg. Per Play	6.1	5.3
Net Yards Rushing	1,930	1,643
Avg. Per Game	160.8	136.9
Total Rushes	383	405
Net Yards Passing	2,044	2,163
Avg. Per Game	170.3	180.3
Sacked/Yards Lost	0/299	0/207
Gross Yards	2,343	2,370
Attempts/Completions	264/160	319/163
Completion Pct.	60.6%	51.1%
Had Intercepted	5	31
Punts/Avg.	55/42.0	46/45.0
Net Punting Avg.	55/38.7	46/40.5
Penalties/Yards Lost	49/534	48/526
Fumbles/Ball Lost	20/12	27/14
Touchdowns	47	26
Rushing	18	10
Passing	22	15
Returns	7	1

Score By Periods:	1st	2nd	3rd	4th	OT	Tot.
Browns	59	150	58	95	0	- 362
Opponents	41	60	48	68	0	- 217

Scoring

	Ru	Pa	Rt	Df	PAT	2Ru2Pa	FG	Sat	TP	
Baker, Sam	0	0	0	0	44/46	0	0	12/20	0	80
Mitchell, Bobby	5	6	1	0	0/0	0	0	0/0	0	72
Brown, Jim	9	2	0	0	0/0	0	0	0/0	0	66
Renfro, Ray	0	4	0	0	0/0	0	0	0/0	0	24
Clarke, Leon	0	4	0	0	0/0	0	0	0/0	0	24
Kreitling, Rich	0	3	0	0	0/0	0	0	0/0	0	18
Nagler, Gern	0	3	0	0	0/0	0	0	0/0	0	18
Franklin, Bobby	0	2	0	0	0/0	0	0	0/0	0	12
Plum, Milt	2	0	0	0	0/0	0	0	0/0	0	12
Parrish, Bernie	0	0	1	0	0/0	0	0	0/0	0	6
Caleb, Jamie	1	0	0	0	0/0	0	0	0/0	0	6
Stephens, Larry	0	0	1	0	0/0	0	0	0/0	0	6
Gain, Bob	0	0	1	0	0/0	0	0	0/0	0	6
Wiggan, Paul	0	0	1	0	0/0	0	0	0/0	0	6
Gautt, Prentice	1	0	0	0	0/0	0	0	0/0	0	6
Team, Stat	0	0	0	0	0/1	0	0	0/0	0	0
Browns	18	22	7	0	44/47	0	0	12/20	0	362
Opponents	10	15	1	0	25/26	0	0	12/21	0	217

Rushing

	No	Yds	Avg	LG	TD
Brown, Jim	215	1,257	5.8	71t	9
Mitchell, Bobby	111	506	4.6	50	5
Gautt, Prentice	28	159	5.7	23	1
Plum, Milt	17	-24	-1.4	7	2
Caleb, Jamie	8	60	7.5	30	1
Kreitling, Rich	2	-17	-8.5	-2	0
Dawson, Len	1	0	0.0	0	0
Baker, Sam	1	-11	-11.0	-11	0
Browns	383	1,930	5.0	71t	18
Opponents	405	1,643	4.1	57	10

Receiving	No	Yds	Avg	LG	TD
Mitchell, Bobby	45	612	13.6	69t	6
Nagler, Gern	36	616	17.1	53t	3
Renfro, Ray	24	378	15.8	66t	4
Brown, Jim	19	204	10.7	37t	2
Kreitling, Rich	16	316	19.8	69t	3
Clarke, Leon	11	184	16.7	86t	4
Caleb, Jamie	5	-18	-3.6	2	0
Murphy, Fred	2	36	18.0	23	0
Gautt, Prentice	1	10	10.0	10	0
Williams, A.D.	1	5	5.0	5	0
Browns	160	2,343	14.6	86t	22
Opponents	163	2,370	14.5	70t	15

Interceptions

	No	Yds	Avg	LG	TD
Franklin, Bobby	8	131	16.4	37t	2
Shofner, Jim	8	75	9.4	23	0
Parrish, Bernie	6	238	39.7	92t	1
Fleming, Don	5	85	17.0	30	0
Stephens, Larry	1	34	34.0	34	1
Gain, Bob	1	22	22.0	22t	1
Wiggan, Paul	1	20	20.0	20t	1
Fiss, Galen	1	19	19.0	10	0
Browns	31	624	20.1	92t	6
Opponents	5	58	11.6	30	1

Punting

	No	Yds	Avg	In20	TB	LG	Blk
Baker, Sam	55	2,309	42.0	0	2	64	0
Browns	55	2,309	42.0	0	2	64	0
Opponents	46	2,072	45.0	0	8	75	0

Punt Returns

	No	FC	Yds	Avg	LG	TD
Shofner, Jim	11	0	105	9.5	36	0
Mitchell, Bobby	9	0	101	11.2	34	0
Franklin, Bobby	1	0	2	2.0	2	0
Browns	21	0	208	9.9	36	0
Opponents	24	0	178	7.4	46	0

Kickoff Returns

	No	Yds	Avg	LG	TD
Mitchell, Bobby	17	-432	25.4	90t	1
Brown, Jim	14	300	21.4	33	0
Caleb, Jamie	5	90	18.0	21	0
Gautt, Prentice	3	47	15.7	19	0
Parrish, Bernie	2	0	0.0	0	0
Franklin, Bobby	1	23	23.0	23	0
Fleming, Don	1	8	8.0	8	0
Stephens, Larry	1	0	0.0	0	0
Fichtner, Ross	1	0	0.0	0	0
Browns	45	900	20.0	90t	1
Opponents	62	1,177	19.0	55	0

Date	Result	Opponent	Att.
09/25	W 41-24	at Philadelphia Eagles	56,303
10/02	W 28-20	Pittsburgh Steelers	67,692
10/16	W 48-7	at Dallas Cowboys	28,500
10/23	L 29-31	Philadelphia Eagles	64,850
10/30	W 31-10	at Washington Redskins	32,086
11/06	L 13-17	New York Giants	82,872
11/13	W 28-27	St. Louis Cardinals	49,192
11/20	L 10-14	at Pittsburgh Steelers	35,215
11/27	L 17-17	at St. Louis Cardinals	26,146
12/04	W 27-16	Washington Redskins	35,211
12/11	W 42-0	Chicago Bears	38,155
12/15	W 48-34	at New York Giants	56,517

Playoff Bowl

01/07	L 16-17	Detroit Lions (at Miami)	34,981
-------	---------	--------------------------	--------

Team Statistics

	Browns	Opponent
Total First Downs	219	208
Rushing	107	92
Passing	96	102
Penalty	16	14
Total Net Yards	3,974	3,806
Avg. Per Game	331.2	317.2

Passing	Att	Cmp	Yds	Pct	Av/At	TD	TD%	Int	Int%	LG	TkId	Ratng
Plum, Milt	250	151	2,297	60.4	9.19	21	8.4	5	2.0	86t	0/275	110.4
Dawson, Len	13	8	23	61.5	1.77	0	0.0	0	0.0	23	0/24	65.9
Mitchell, Bobby	1	1	23	100.0	23.00	1	100.0	0	0.0	23t	0/0	158.3
Browns	264	160	2,343	60.6	8.88	22	8.3	5	1.9	86t	0/299	109.5
Opponents	319	163	2,370	51.1	7.43	15	4.7	31	9.7	70t	0/207	51.7

YEAR BY YEAR

1961 Regular Season Results (8-5-1)

Coach: Paul Brown

Top Draft Choice: E. Robert Crespino

1961 USUAL STARTING LINEUPS

Offense

LE	88	R. Kreitling, 42 B. Crespino
LT	77	Dick Schafrath
LG	64	Jim Ray Smith
C	56	John Morrow
RG	60	John Wooten
RT	74	Mike McCormack
RE	86	Gerr Nagler
WR	26	Ray Renfro
QB	16	Milt Plum
RB	49	B. Mitchell, 22 T. Watkins
RB	32	Jim Brown

Defense

LDE	82	Jim Houston
LDT	79	Bob Gain
RDT	72	F. Peters, 68 L. Stephens
RDE	84	Paul Wiggan
LLB	50	V. Costello, 35 G. Fiss
MLB	52	Dave Lloyd
RLB	34	Walt Michaels
LCB	30	Bernie Parrish
RCB	44	Jim Shofner
LS	46	Don Fleming
RS	24	Bobby Franklin

Radio Announcers:

Gib Shanley, Les Clark (WGAR 1220 AM)

Television Announcers:

Ken Coleman, Cliff Lewis (WJW-Channel 8)

Total Plays	796	769	Receiving	No	Yds	Avg	LG	TD					
Avg. Per Play	5.7	5.4	Renfro, Ray	48	834	17.4	57	6					
Net Yards Rushing	2,163	1,605	Brown, Jim	46	459	10.0	77	2					
Avg. Per Game	154.5	114.6	Mitchell, Bobby	32	368	11.5	52	3					
Total Rushes	476	411	Kreitling, Rich	21	229	10.9	19	3					
Net Yards Passing	2,374	2,526	Nagler, Fern	19	241	12.7	21	1					
Avg. Per Game	169.6	180.4	Clarke, Leon	11	211	19.2	41	2					
Sacked/Yards Lost	0/164	0/305	Watkins, Tom	4	66	16.5	35	1					
Gross Yards	2,538	2,831	Ferguson, Charles	2	68	34.0	60	1					
Attempts/Completions	320/185	358/200	Crespino, Bob	2	62	31.0	49	1					
Completion Pct.	57.8%	55.9%	Browns	185	2,538	13.7	77	20					
Had Intercepted	13	20	Opponents	200	2,831	14.2	88	16					
Punts/Avg.	53/43.3	54/42.9	Interceptions	No	Yds	Avg	LG	TD					
Net Punting Avg.	53/39.3	54/37.6	Parrish, Bernie	7	40	5.7	15	0					
Penalties/Yards Lost	47/455	38/367	Shofner, Jim	5	8	1.6	5	0					
Fumbles/Ball Lost	28/20	23/18	Fleming, Don	3	62	20.7	41	0					
Touchdowns	39	34	Franklin, Bobby	2	20	10.0	20	0					
Rushing	15	16	Michaels, Walt	2	17	8.5	15	0					
Passing	20	16	Fiss, Galen	1	13	13.0	13	0					
Returns	4	2	Browns	20	160	8.0	41	0					
Score By Periods	1st	2nd	3rd	4th	OT	Tot.	Opponents	No	Yds	Avg	LG	TD	
Browns	91	78	43	107	0	- 319	13	302	23.2	50	1	0	
Opponents	41	62	57	110	0	- 270	53	2,296	43.3	0	5	62	0

Scoring	Ru	Pa	Rt	DT	PAT	2Ru	2Pa	Fg	Saf	TP		
Groza, Lou	0	0	0	0	37	38	0	0	16	23	0	85
Mitchell, Bobby	5	3	2	0	0/0	0	0	0	0/0	0	0	60
Brown, Jim	8	2	0	0	0/0	0	0	0	0/0	0	0	60
Renfro, Ray	0	6	0	0	0/0	0	0	0	0/0	0	0	36
Kreitling, Rich	0	3	0	0	0/0	0	0	0	0/0	0	0	18
Clarke, Leon	0	2	0	0	0/0	0	0	0	0/0	0	0	12
Watkins, Tom	0	1	0	0	0/0	0	0	0	0/0	0	0	6
Franklin, Bobby	1	0	0	0	0/0	0	0	0	0/0	0	0	6
Parrish, Bernie	0	0	1	0	0/0	0	0	0	0/0	0	0	6
Plum, Milt	1	0	0	0	0/0	0	0	0	0/0	0	0	6
Castello, Vince	0	0	1	0	0/0	0	0	0	0/0	0	0	6
Ferguson, Charles	0	1	0	0	0/0	0	0	0	0/0	0	0	6
Nagler, Fern	0	1	0	0	0/0	0	0	0	0/0	0	0	6
Crespino, Bob	0	1	0	0	0/0	0	0	0	0/0	0	0	6
Team, Stat	0	0	0	0	0/0	0	1	0	0/0	0	0	0
Browns	15	20	4	0	37/39	0	0	16/23	0	119	23	619
Opponents	16	16	2	0	33/34	0	0	11/29	0	120	27	620

Scoring	Ru	Pa	Rt	DT	PAT	2Ru	2Pa	Fg	Saf	TP		
Groza, Lou	0	0	0	0	37	38	0	0	16	23	0	85
Mitchell, Bobby	5	3	2	0	0/0	0	0	0	0/0	0	0	60
Brown, Jim	8	2	0	0	0/0	0	0	0	0/0	0	0	60
Renfro, Ray	0	6	0	0	0/0	0	0	0	0/0	0	0	36
Kreitling, Rich	0	3	0	0	0/0	0	0	0	0/0	0	0	18
Clarke, Leon	0	2	0	0	0/0	0	0	0	0/0	0	0	12
Watkins, Tom	0	1	0	0	0/0	0	0	0	0/0	0	0	6
Franklin, Bobby	1	0	0	0	0/0	0	0	0	0/0	0	0	6
Parrish, Bernie	0	0	1	0	0/0	0	0	0	0/0	0	0	6
Plum, Milt	1	0	0	0	0/0	0	0	0	0/0	0	0	6
Castello, Vince	0	0	1	0	0/0	0	0	0	0/0	0	0	6
Ferguson, Charles	0	1	0	0	0/0	0	0	0	0/0	0	0	6
Nagler, Fern	0	1	0	0	0/0	0	0	0	0/0	0	0	6
Crespino, Bob	0	1	0	0	0/0	0	0	0	0/0	0	0	6
Team, Stat	0	0	0	0	0/0	0	1	0	0/0	0	0	0
Browns	15	20	4	0	37/39	0	0	16/23	0	119	23	619
Opponents	16	16	2	0	33/34	0	0	11/29	0	120	27	620

Rushing	No	Yds	Avg	LG	TD
Brown, Jim	305	1,408	4.6	38	8
Mitchell, Bobby	101	548	5.4	56	5
Watkins, Tom	43	209	4.9	21	0
Plum, Milt	24	-17	-0.7	14	1
Franklin, Bobby	1	12	12.0	12	1
Powell, Preston	1	5	5.0	5	0
Dawson, Len	1	-10	-10.0	-10	0
Kreitling, Rich	0	4	0.0	4	0
McCormack, Mike	0	4	0.0	4	0
Browns	476	2,163	4.5	56	15
Opponents	411	1,605	3.9	47	16

Date	Result	Opponent	Att.
09/17	L 20-27	at Philadelphia Eagles	60,671
09/24	W 20-17	St. Louis Cardinals	50,443
10/01	W 25-7	Dallas Cowboys	43,638
10/08	W 31-7	Washington Redskins	46,186
10/15	L 17-49	Green Bay Packers	75,042
10/22	W 30-28	at Pittsburgh Steelers	29,266
10/29	W 21-10	at St. Louis Cardinals	26,696
11/05	L 13-17	Pittsburgh Steelers	62,723
11/12	W 17-6	at Washington Redskins	28,975
11/19	W 45-24	Philadelphia Eagles	68,399
11/26	L 21-37	New York Giants	80,455
12/03	W 38-17	at Dallas Cowboys	23,500
12/10	L 14-17	at Chicago Bears	38,717
12/17	T 7-7	at New York Giants	61,084

Team Statistics	Browns	Opponent
Total First Downs	246	243
Rushing	116	87
Passing	120	146
Penalty	10	10
Total Net Yards	4,537	4,131
Avg. Per Game	324.1	295.1

Passing	Att	Cmp	Yds	Pct	Av/At	TD	TD%	Int	Int%	LG	Tkld	Rating
Plum, Milt	302	177	2,416	58.6	8.00	18	6.0	10	3.3	77	0/145	90.3
Dawson, Len	15	7	85	46.7	5.67	1	6.7	3	20.0	17	0/19	47.2
Brown, Jim	3	1	37	33.3	12.33	1	33.3	0	0.0	37	0/0	120.8
Browns	320	185	2,538	57.8	7.93	20	6.3	13	4.1	77	0/164	87.2
Opponents	358	200	2,831	55.9	7.91	16	4.5	20	5.6	88	0/305	73.2

YEAR BY YEAR

1962 Regular Season Results (7-6-1)

Coach: Paul Brown

Top Draft Choice: E Gary Collins

1962 USUAL STARTING LINEUPS

Offense

WR	88	Rich Kretting
LT	77	Dick Schafrath
LG	64	Jim Ray Smith
C	56	John Morrow
RG	60	J. Wooten, 66 G. Hickerson
RT	74	Mike McCormack
TE	83	J. Brewer, 81 L. Clarke
WR	26	Ray Renfro
QB	13	F. Ryan, 15 J. Ninowski
RB	49	T. Wilson, 36 C. Scales
RB	32	Jim Brown

Defense

LDE	84	Paul Wiggins
LDT	79	Bob Gain
RDT	72	Floyd Peters
RDE	80	Bill Glass
LLB	35	Galen Fiss
MLB	50	Vince Costello
RLB	52	Mike Lucci
LCB	30	Bernie Parrish
RCB	44	Jim Shofner
LS	20	Ross Fichtner
RS	24	B. Franklin, 46 D. Fleming

Radio Announcers:

Gib Shanley, Ray Tannehill (WRE 1300 AM)

Television Announcers:

Ken Coleman, Cliff Lewis (WJW-Channel 8)

Total Plays	784	807	Green, Ernie	17	194	11.4	65	1
Avg. Per Play	5.5	4.9	Collins, Gary	11	153	13.9	29	2
Net Yards Rushing	1,772	1,940	Clarke, Leon	10	106	10.6	22	0
Avg. Per Game	126.6	138.6	Wilson, Tom	8	110	13.8	42	0
Total Rushes	414	466	Scales, Charley	8	67	8.4	22	0
Net Yards Passing	2,534	1,984	Crespiro, Bob	2	13	6.5	9	0
Avg. Per Game	181.0	141.7	Browns	200	2,747	13.7	65t	17
Sacked/Yards Lost	0/213	0/293	Opponents	189	2,277	12.0	50t	15
Gross Yards	2,747	2,277						
Attempts/Completions	370/200	341/189	Interceptions	No.	Yds.	Avg.	LG	TD
Completion Pct.	54.1%	55.4%	Fichtner, Ross	7	76	10.9	31	0
Had Intercepted	16	24	Shofner, Jim	4	86	21.5	35	0
Punts/Avg.	45/42.8	56/40.6	Fiss, Galen	4	81	20.3	40	0
Net Punting Avg.	45/40.1	56/38.6	Costello, Vince	3	40	13.3	22	0
Penalties/Yards Lost	56/600	53/547	Parrish, Bernie	2	37	18.5	37	0
Fumbles/Ball Lost	24/17	23/13	Fleming, Don	2	13	6.5	13	0
Touchdowns	36	34	Franklin, Bobby	1	10	10.0	10	0
Rushing	18	17	Peters, Floyd	1	9	9.0	9	0
Passing	17	15	Browns	24	352	14.7	40	0
Returns	1	2	Opponents	16	161	10.1	39	0

Score By Periods	1st	2nd	3rd	4th	OT	Tot.	Punting	No.	Yds.	Avg.	In20	LG	TD	Bk
Browns	50	79	60	102	0	- 291	Collins, Gary	45	1,926	42.8	0	4	64	0
Opponents	44	54	80	79	0	- 257	Browns	45	1,926	42.8	0	4	64	0
							Opponents	56	2,271	40.6	0	5	78	0

Scoring	Ru	Pa	RtD	PAT	2RtD2Pa	FG	Sat	TP	Punt Returns	No.	FC	Yds.	Avg.	LG	TD
Brown, Jim	13	5	0	0	0	0	0	0	0	7	3	47	6.7	13	0
Groza, Lou	0	0	0	33/35	0	0	14/31	0	75	8	11	33	4.1	9	0
Renfro, Ray	0	4	0	0	0	0	0	0	0	5	4	31	6.2	10	0
Kretting, Rich	0	3	0	0	0	0	0	0	18	20	18	111	5.6	13	0
Scales, Charley	3	0	0	0	0	0	0	0	18	15	16	121	8.1	38	0
Collins, Gary	0	2	0	0	0	0	0	0	12	1	0	0	0	0	0
Brewer, Johnny	0	2	0	0	0	0	0	0	12	46	983	21.4	46	0	
Costello, Vince	0	1	0	0	0	0	0	0	6	49	1,098	22.4	66	0	
Wilson, Tom	1	0	0	0	0	0	0	0	6	230	996	4.3	31	13	
Green, Ernie	0	1	0	0	0	0	0	0	6	56	239	4.3	27	3	
Ryan, Frank	1	0	0	0	0	0	0	0	6	46	141	3.1	17	1	
Team, Stat	0	0	0	0	1	0	0	0	0	42	242	5.8	39	1	
Browns	18	17	1	0	33/36	0	14/31	0	291	31	139	4.5	45	0	0
Opponents	17	15	2	0	32/34	0	7/14	0	257	9	15	1.7	7	0	0

Rushing	No.	Yds.	Avg.	LG	TD	Kickoff Returns	No.	Yds.	Avg.	LG	TD
Brown, Jim	230	996	4.3	31	13	Green, Ernie	13	250	19.2	41	0
Scales, Charley	56	239	4.3	27	3	Wilson, Tom	11	307	27.9	46	0
Wilson, Tom	46	141	3.1	17	1	Cassady, Howard	10	233	23.3	33	0
Ryan, Frank	42	242	5.8	39	1	Scales, Charley	9	154	17.1	22	0
Green, Ernie	31	139	4.5	45	0	Tidmore, Sam	2	39	19.5	31	0
Ninowski, Jim	9	15	1.7	7	0	Collins, Gary	1	0	0	0	0
Browns	414	1,772	4.3	45	18	Browns	46	983	21.4	46	0
Opponents	466	1,940	4.2	27	17	Opponents	49	1,098	22.4	66	0

Receiving	No.	Yds.	Avg.	LG	TD
Brown, Jim	47	517	11.0	53t	5
Kretting, Rich	44	659	15.0	53t	3
Renfro, Ray	31	638	20.6	65t	4
Brewer, Johnny	22	290	13.2	37	2

Date	Result	Opponent	Att.
09/16	W 17-7	New York Giants	81,115
09/23	L 16-17	Washington Redskins	57,491
09/30	L 7-35	at Philadelphia Eagles	60,671
10/07	W 19-10	Dallas Cowboys	44,400
10/14	L 14-36	Baltimore Colts	80,132
10/21	W 34-7	at St. Louis Cardinals	23,256
10/28	W 41-14	at Pittsburgh Steelers	35,417
11/04	T 14-14	Philadelphia Eagles	63,848
11/11	L 9-17	at Washington Redskins	48,169
11/18	W 38-14	St. Louis Cardinals	41,815
11/25	W 35-14	Pittsburgh Steelers	53,601
12/02	L 21-45	at Dallas Cowboys	24,226
12/09	L 13-17	at New York Giants	62,794
12/15	W 13-10	at San Francisco 49ers	35,274

Team Statistics	Browns	Opponent
Total First Downs	252	263
Rushing	105	122
Passing	133	125
Penalty	14	16
Total Net Yards	4,306	3,924
Avg. Per Game	307.6	280.3

Passing	Att	Cmp	Yds	Pct	Av/At	TD	TD%	Int	Int%	LG	Tkld	Rating
Ryan, Frank	194	112	1,541	57.7	7.94	10	5.2	7	3.6	65t	0/156	85.4
Ninowski, Jim	173	87	1,178	50.3	6.81	7	4.0	8	4.6	53t	0/57	66.6
Brown, Jim	2	1	28	50.0	14.00	0	0.0	0	0.0	28	0/0	95.8
Scales, Charley	1	0	0	0.0	0.00	0	0.0	1	100.0	0	0/0	0.0
Browns	370	200	2,747	54.1	7.42	17	4.6	16	4.3	65t	0/213	75.4
Opponents	341	189	2,277	55.4	6.68	15	4.4	24	7.0	50t	0/293	61.4

YEAR BY YEAR

1963 Regular Season Results (10-4)

Coach: Blanton Collier

Top Draft Choice: E Tom Hutchinson

1963 USUAL STARTING LINEUPS

Offense

WR	88	Rich Kreitling
LT	77	Dick Schafrath
LG	60	John Wooten
C	56	John Morrow
RG	66	Gene Hickerson
RT	70	John Brown
TE	83	Johnny Brewer
WR	86	Gary Collins
QB	13	Frank Ryan
RB	48	E. Green, 34 K. Webb
RB	32	Jim Brown

Defense

LDE	84	Paul Wiggin
LDT	79	Bob Gain
RDT	78	Frank Parker
RDE	80	Bill Glass
LLB	82	Jim Houston
MLB	50	Vince Costello
RLB	35	Galen Fiss
LCB	30	Bernie Parrish
RCB	44	Jim Shofner
LS	23	Larry Benz
RS	20	Ross Fichtner

Radio Announcers:

Gib Shanley, Jim Graner (WERE 1300 AM)

Television Announcers:

Ken Coleman, Warren Lahr (WJW-Channel 8)

Total Net Yards	4,856	4,126	Brown, Jim	24	268	11.2	83t	3
Avg. Per Game	346.9	294.7	Kreitling, Rich	22	386	17.5	45	6
Total Plays	807	860	Hutchinson, Tom	9	244	27.1	70	0
Avg. Per Play	6.0	4.8	Renfro, Ray	4	82	20.5	39t	1
Net Yards Rushing	2,639	1,651	Crespino, Bob	2	22	11.0	18	1
Avg. Per Game	188.5	117.9	Webb, Ken	2	2	1.0	5	0
Total Rushes	460	423	Scales, Charley	1	13	13.0	13	0
Net Yards Passing	2,217	2,475	Ryan, Frank	0	-1	0.0	-1	0
Avg. Per Game	158.4	176.8	Browns	164	2,449	14.9	83t	27
Sacked/Yards Lost	25/232	29/243	Opponents	208	2,718	13.1	99t	16
Gross Yards	2,449	2,718	Interceptions	No	Yds	Avg	LG	TD
Attempts/Completions	322/164	408/208	Costello, Vince	7	118	16.9	31	0
Completion Pct.	50.9%	51.0%	Benz, Larry	7	114	16.3	38	0
Had Intercepted	20	22	Fichtner, Ross	2	75	37.5	39	1
Punts/Avg.	54/40.0	57/43.7	Franklin, Bobby	2	26	13.0	14	0
Net Punting Avg.	54/36.0	57/38.7	Fiss, Galen	2	8	4.0	6	0
Penalties/Yards Lost	52/609	63/592	Wiggin, Paul	1	2	2.0	2	0
Fumbles/Ball Lost	25/17	13/10	Houston, Jim	1	0	0.0	0	0
Touchdowns	43	30	Browns	22	343	15.6	39	1
Rushing	15	10	Opponents	20	317	15.9	55	1
Passing	27	16						
Returns	1	4						

Scores By Periods

	1st	2nd	3rd	4th	OT	Tot.
Browns	85	112	40	106	0	- 343
Opponents	60	91	60	51	0	- 262

Scoring

	Ru	Pa	RI	DI	PAT	Z	RU	2Pa	FG	SA	Tot
Brown, Jim	12	3	0	0	0	0	0	0	0	0	90
Groza, Lou	0	0	0	0	40	43	0	0	15	23	85
Collins, Gary	0	13	0	0	0	0	0	0	0	0	78
Kreitling, Rich	0	6	0	0	0	0	0	0	0	0	36
Green, Ernie	0	3	0	0	0	0	0	0	0	0	18
Ryan, Frank	2	0	0	0	0	0	0	0	0	0	12
Crespino, Bob	0	1	0	0	0	0	0	0	0	0	6
Scales, Charley	1	0	0	0	0	0	0	0	0	0	6
Renfro, Ray	0	1	0	0	0	0	0	0	0	0	6
Fichtner, Ross	0	0	1	0	0	0	0	0	0	0	6
Browns	15	27	1	0	40	43	0	0	15	23	343
Opponents	10	16	4	0	29	30	0	0	17	35	262

Rushing

	No	Yds	Avg	LG	TD
Brown, Jim	291	1,863	6.4	80t	12
Green, Ernie	87	526	6.0	73	0
Ryan, Frank	62	224	3.6	25	2
Webb, Ken	12	58	4.8	19	0
Ninowski, Jim	5	-19	-3.8	2	0
Scales, Charley	2	-3	-1.5	2t	1
Franklin, Bobby	1	-10	-10.0	-10	0
Browns	460	2,639	5.7	80t	15
Opponents	423	1,651	3.9	32	10

Kickoff Returns

	No	Yds	Avg	LG	TD
Green, Ernie	18	394	21.9	34	0
Scales, Charley	16	432	27.0	50	0
Shorter, Jim	9	219	24.3	49	0
Franklin, Bobby	2	33	16.5	19	0
Webb, Ken	1	12	12.0	12	0
Tidmore, Sam	1	5	5.0	5	0
Morrow, John	1	4	4.0	4	0
Shofner, Jim	1	0	0.0	0	0
Benz, Larry	1	0	0.0	0	0
Browns	50	1,099	22.0	50	0
Opponents	58	1,424	24.6	92t	1

Date	Result	Opponent	Att.
09/15	W 37-14	Washington Redskins	57,618
09/22	W 41-24	at Dallas Cowboys	28,710
09/29	W 20-6	Los Angeles Rams	54,713
10/05	W 35-23	Pittsburgh Steelers	84,684
10/13	W 35-24	at New York Giants	62,956
10/20	W 37-7	Philadelphia Eagles	75,174
10/27	L 6-33	New York Giants	84,213
11/03	W 23-17	at Philadelphia Eagles	60,671
11/10	L 7-9	at Pittsburgh Steelers	54,497
11/17	L 14-20	St. Louis Cardinals	75,932
11/24	W 27-17	Dallas Cowboys	55,096
12/01	W 24-10	at St. Louis Cardinals	32,531
12/08	L 10-38	at Detroit Lions	51,382
12/15	W 27-20	at Washington Redskins	40,865
		Playoff Bowl	
01/05	L 23-40	G.B. Packers (at Miami)	54,921

Team Statistics

	Browns	Opponent
Total First Downs	252	242
Rushing	135	99
Passing	100	129
Penalty	17	14

	No	Yds	Avg	LG	TD
Receiving	No	Yds	Avg	LG	TD
Collins, Gary	43	674	15.7	49t	13
Brewer, Johnny	29	454	15.7	55	0
Green, Ernie	28	305	10.9	35	3

	Passing	Att	Cmp	Yds	Pct	Av/At	TD	TD%	Int	Int%	LG	Thld	Rating
Ryan, Frank	256	135	2,038	52.7	7.96	25	9.8	13	5.1	83t	20/179	90.6	
Ninowski, Jim	61	29	423	47.5	6.93	2	3.3	6	9.8	70	4/45	41.9	
Brown, Jim	4	0	0	0.0	0.00	0	0.0	0	0.0	0	1/8	39.6	
Groza, Lou	1	0	0	0.0	0.00	0	0.0	1	100.0	0	0/0	0.0	
Browns	322	164	2,461	50.9	7.64	27	8.4	20	6.2	83t	25/232	78.4	
Opponents	408	208	2,718	51.0	6.66	16	3.9	22	5.4	99t	29/243	62.9	

1964 Regular Season Results (10-3-1)

Coach: Blanton Collier
Top Draft Choice: WR Paul Warfield
1964 USUAL STARTING LINEUPS
Offense
 WR 42 Paul Warfield
 LT 77 Dick Schafrath
 LG 60 John Wooten
 C 56 John Morrow
 RG 66 Gene Hickerson
 RT 70 John Brown
 TE 83 J. Brewer, 87 T. Hutchinson
 WR 86 Gary Collins
 QB 13 Frank Ryan
 RB 48 Ernie Green
 RB 32 Jim Brown
Defense
 LDE 84 Paul Wiggins
 LDT 74 Dick Modzelewski
 RDT 69 Jim Kanicki
 RDE 80 Bill Glass
 LLB 82 Jim Houston
 MLB 50 Vince Costello
 RLB 35 Galen Fiss
 LCB 30 Bernie Parrish
 RCB 49 Walter Beach
 LS 23 Larry Benz
 RS 24 B. Franklin, 22 L. Caylor
Radio Announcers:
 Gib Shanley, Jim Graner (WERE 1300 AM)
Television Announcers:
 Ken Coleman, Warren Lahr (WJW Channel 8)

Penalty	18	19
Total Net Yards	4,486	4,722
Avg. Per Game	320.4	337.3
Total Plays	807	894
Avg. Per Play	5.6	5.3
Net Yards Rushing	2,163	2,012
Avg. Per Game	154.5	143.7
Total Rushes	435	465
Net Yards Passing	2,323	2,710
Avg. Per Game	165.9	193.6
Sacked/Yards Lost	28/219	28/222
Gross Yards	2,542	2,932
Attempts/Completions	344/181	401/230
Completion Pct.	52.6%	57.4%
Had Intercepted	19	19
Punts/Avg.	49/41.9	57/39.7
Net Punting Avg.	49/38.1	57/34.4
Penalties/Yards Lost	60/611	64/643
Fumbles/Ball Lost	15/7	30/21
Touchdowns	50	36
Rushing	14	18
Passing	28	18
Returns	8	0

Ninowski, Jim	1	-8	-8.0	-8	0
Browns	435	2,163	5.0	71	14
Opponents	465	2,012	4.3	45t	18
Receiving	No	Yds	Avg	LG	TD
Warfield, Paul	52	920	17.7	62t	9
Brown, Jim	36	340	9.4	40t	2
Collins, Gary	35	544	15.5	43	8
Brewer, Johnny	25	338	13.5	41	3
Green, Ernie	25	283	11.3	32	4
McNeil, Clifton	4	69	17.3	28	1
Hutchinson, Tom	3	24	8.0	12	0
Roberts, Walter	1	24	24.0	24t	1
Browns	181	2,542	14.0	62t	28
Opponents	230	2,932	12.7	92t	18

Score By Periods	1st	2nd	3rd	4th	OT	Tot.
Browns	61	123	107	124	0	- 415
Opponents	57	85	69	82	0	- 293

Interceptions	No	Yds	Avg	LG	TD
Parrish, Bernie	4	98	24.5	54t	1
Beach, Walter	4	81	20.3	65t	1
Benz, Larry	4	67	16.8	45	0
Houston, Jim	2	86	43.0	44	1
Fichtner, Ross	2	67	33.5	64	0
Costello, Vince	2	21	10.5	20	0
Fiss, Galen	1	24	24.0	24	0
Browns	19	444	23.4	65t	3
Opponents	19	154	8.1	27	0

Scoring	Ru	Pa	Rt	Of	PAI	2Ru	Pa	FG	SaI	FP
Groza, Lou	0	0	0	0	49/50	0	0	22/33	0	115
Green, Ernie	6	4	0	0	0/0	0	0	0/0	0	60
Brown, Jim	7	2	0	0	0/0	0	0	0/0	0	54
Warfield, Paul	0	9	0	0	0/0	0	0	0/0	0	54
Collins, Gary	0	8	0	0	0/0	0	0	0/0	0	48
Brewer, Johnny	0	3	0	0	0/0	0	0	0/0	0	18
Roberts, Walter	0	1	0	0	0/0	0	0	0/0	0	6
Parrish, Bernie	0	0	1	0	0/0	0	0	0/0	0	6
Scales, Charley	0	0	1	0	0/0	0	0	0/0	0	6
Kelly, Leroy	0	0	1	0	0/0	0	0	0/0	0	6
Ryan, Frank	1	0	0	0	0/0	0	0	0/0	0	6
Williams, Sidney	0	0	1	0	0/0	0	0	0/0	0	6
Shoals, Roger	0	0	1	0	0/0	0	0	0/0	0	6
Houston, Jim	0	0	1	0	0/0	0	0	0/0	0	6
Wiggins, Paul	0	0	1	0	0/0	0	0	0/0	0	6
McNeil, Clifton	0	1	0	0	0/0	0	0	0/0	0	6
Beach, Walter	0	0	1	0	0/0	0	0	0/0	0	6
Browns	14	28	0	49/50	0	22/33	0	415		
Opponents	18	18	0	32/35	0	15/23	0	293		

Punting	No	Yds	Avg	In20	TB	LG	Blk
Collins, Gary	48	2,016	42.0	0	5	58	0
Franklin, Bobby	1	36	36.0	0	0	36	0
Browns	49	2,052	41.9	0	5	58	0
Opponents	57	2,265	39.7	0	5	60	1
Punt Returns	No	FC	Yds	Avg	LG	TD	
Kelly, Leroy	9	7	171	19.0	68t	1	
Roberts, Walter	10	6	132	13.2	40	0	
Williams, Sidney	1	0	0	0.0	0	0	
Browns	20	13	303	15.1	68t	1	
Opponents	20	8	183	9.1	53	0	

Rushing	No	Yds	Avg	LG	TD
Brown, Jim	280	1,446	5.2	71	7
Green, Ernie	109	491	4.5	37t	6
Ryan, Frank	37	217	5.9	19	1
Kelly, Leroy	6	12	2.0	5	0
Scales, Charley	2	5	2.5	3	0

Kickoff Returns	No	Yds	Avg	LG	TD
Roberts, Walter	24	661	27.5	60	0
Kelly, Leroy	24	582	24.3	45	0
Scales, Charley	5	75	15.0	24	0
Warfield, Paul	1	4	4.0	4	0
Franklin, Bobby	1	1	1.0	1	0
Clark, Monte	1	0	0.0	0	0
Williams, Sidney	1	0	0.0	0	0
Browns	57	1,323	23.2	60	0
Opponents	75	1,517	20.2	49	0

Date	Result	Opponent	Att.
09/13	W 27-13	at Washington Redskins	47,577
09/20	T 33-33	St. Louis Cardinals	76,954
09/27	W 28-20	at Philadelphia Eagles	60,671
10/04	W 27-6	Dallas Cowboys	72,062
10/10	L 7-23	Pittsburgh Steelers	80,530
10/18	W 20-16	at Dallas Cowboys	37,456
10/25	W 42-20	New York Giants	81,050
11/01	W 30-17	at Pittsburgh Steelers	49,568
11/08	W 34-24	Washington Redskins	76,385
11/15	W 37-21	Detroit Lions	83,064
11/22	L 21-28	at Green Bay Packers	48,065
11/29	W 38-24	Philadelphia Eagles	79,289
12/06	L 19-28	at St. Louis Cardinals	31,585
12/12	W 52-20	at New York Giants	63,007
Championship			
12/27	W 27-0	Baltimore Colts	79,544
Team Statistics			
Total First Downs	Browns	Opponent	
Rushing	119	119	
Passing	118	137	

Passing	Att	Cmp	Yds	Pct	Av/At	TD	TD%	Int	Int%	LG	Tkld	Rating
Ryan, Frank	334	174	2,404	52.1	7.20	25	7.5	19	5.7	62t	27/207	76.7
Ninowski, Jim	9	6	125	66.7	13.89	2	22.2	0	0.0	41	1/12	149.3
Brown, Jim	1	1	13	100.0	13.00	1	100.0	0	0.0	13t	0/0	158.3
Browns	344	181	2,542	52.6	7.39	28	8.1	19	5.5	62t	28/219	80.8
Opponents	401	230	2,932	57.4	7.31	18	4.5	19	4.7	92t	28/222	75.6

YEAR BY YEAR

1965 Regular Season Results (11-3)

Coach: Blanton Collier

Top Draft Choice: T James Garcia

1965 USUAL STARTING LINEUPS

Offense

WR	27	W. Roberts, 85 C. McNeil
LT	77	Dick Schafraath
LG	60	John Wboten
C	56	John Morrow
RG	66	Gene Hickerson
RT	73	Monte Clark
TE	83	Johnny Brewer
WR	86	Gary Collins
QB	13	Frank Ryan
RB	48	Ernie Green
RB	32	Jim Brown

Defense

LDE	84	Paul Wiggins
LDT	74	Dick Modzelewski
RDT	69	Jim Kanicki
RDE	80	Bill Glass
LLB	82	J. Houston, 35 G. Fiss
MLB	50	Vince Costello
RLB	67	S. Williams, 35 G. Fiss
LCB	30	Bernie Parrish
RCB	49	W. Beach, 40 E. Barnes
LS	20	Ross Fichtner
RS	23	Larry Benz

Radio Announcers:

Gib Shanley, Jim Graner (WERE 1300 AM)

Television Announcers:

Ken Coleman, Warren Lahr (WJW-Channel 8)

Total Net Yards	4,398	4,712	Green, Ernie	25	298	11.9	69	2				
Avg. Per Game	314.1	336.6	Roberts, Walter	16	314	19.6	80t	4				
Total Plays	836	869	Brewer, Johnny	13	174	13.4	25t	1				
Avg. Per Play	5.3	5.4	Kelly, Leroy	9	122	13.6	52	0				
Net Yards Rushing	2,331	1,866	Hutchinson, Tom	6	113	18.8	24t	2				
Avg. Per Game	166.5	133.3	McNeil, Clifton	3	69	23.0	32	0				
Total Rushes	476	412	Warfield, Paul	3	30	10.0	13	0				
Net Yards Passing	2,067	2,846	Scales, Charley	1	7	7.0	7	0				
Avg. Per Game	147.6	203.3	Browns	160	2,339	14.6	80t	23				
Sacked/Yards Lost	31/272	38/307	Opponents	204	3,153	15.5	87t	31				
Gross Yards	2,339	3,153	Interceptions	No	Yds	Avg	LG	TD				
Attempts/Completions	329/160	419/204	Benz, Larry	5	78	15.6	31	0				
Completion Pct.	48.6%	48.7%	Fichtner, Ross	4	98	24.5	48	1				
Had Intercepted	16	24	Parrish, Bernie	4	45	11.3	35	0				
Punts/Avg.	69/45.7	69/41.1	Costello, Vince	3	33	11.3	23	0				
Net Punting Avg.	69/41.9	69/34.9	Houston, Jim	2	32	16.0	28	0				
Penalties/Yards Lost	84/976	62/586	Barnes, Erich	1	35	35.0	35	0				
Fumbles/Ball Lost	20/9	14/9	Lindsey, Dale	1	11	11.0	11	0				
Touchdowns	45	43	Sczurek, Stan	1	10	10.0	10	0				
Rushing	19	11	Fiss, Galen	1	5	5.0	5	0				
Passing	23	31	Glass, Bill	1	0	0.0	0	0				
Returns	3	1	Williams, Sidney	1	0	0.0	0	0				
			Beach, Walter	0	2	0.0	2	0				
Score By Periods	1st	2nd	3rd	4th	OT	Tot.	Browns	24	349	15.5	48	1
Browns	60	114	85	104	0	- 363	Opponents	16	275	17.2	96t	1
Opponents	55	112	68	90	0	- 325						

Scoring	Ru	Pa	Rt	Df	PAT	2Ru	2Pa	FC	Sat	TP	Punting	No	Yds	Avg	In20	TB	LG	Bk		
Brown, Jim	17	4	0	0	0/0	0	0	0/0	0	0/0	0	62	3,035	46.7	0	10	71	0		
Groza, Lou	0	0	0	0	45/45	0	0	16/25	0	93	Franklin, Bobby	4	118	29.5	0	0	31	0		
Collins, Gary	0	10	0	0	0/0	0	0	0/0	0	60	Browns	69	3,153	45.7	0	10	71	0		
Green, Ernie	2	2	0	0	0/0	0	0	0/0	0	24	Opponents	69	2,838	41.1	0	4	69	0		
Roberts, Walter	0	4	0	0	0/0	0	0	0/0	0	24	Punt Returns	No	FC	Yds	Avg	LG	TD			
Hutchinson, Tom	0	2	0	0	0/0	0	0	0/0	0	12	Kelly, Leroy	17	6	265	15.6	67t	2			
Kelly, Leroy	0	0	2	0	0/0	0	0	0/0	0	12	Roberts, Walter	18	13	162	9.0	51	0			
Brewer, Johnny	0	1	0	0	0/0	0	0	0/0	0	6	Scales, Charley	1	0	0	0.0	0	0			
Fichtner, Ross	0	0	1	0	0/0	0	0	0/0	0	6	Browns	36	19	427	11.9	67t	2			
Browns	19	23	3	0	45/45	0	0	16/25	0	363	Opponents	36	7	269	7.5	67	0			
Opponents	11	31	1	0	40/42	0	0	9/18	0	325										
Rushing	No	Yds	Avg	LG	TD	Kickoff Returns	No	Yds	Avg	LG	TD									
Brown, Jim	289	1,544	5.3	67	17	Kelly, Leroy	24	621	25.9	51	0									
Green, Ernie	111	436	3.9	41	2	Roberts, Walter	18	493	27.4	88	0									
Kelly, Leroy	37	139	3.8	16	0	Scales, Charley	4	88	22.0	24	0									
Ryan, Frank	19	72	3.8	18	0	Howell, Mike	2	3	1.5	3	0									
Scales, Charley	11	59	5.4	20	0	Hutchinson, Tom	2	0	0.0	0	0									
Ninowski, Jim	4	46	11.5	17	0	Green, Ernie	1	4	4.0	4	0									
Roberts, Walter	3	30	10.0	14	0	Lindsey, Dale	1	0	0.0	0	0									
Collins, Gary	1	16	16.0	16	0	Franklin, Bobby	1	0	0.0	0	0									
Franklin, Bobby	1	-11	-11.0	-11	0	Browns	53	1,209	22.8	88	0									
Browns	476	2,331	4.9	67	19	Opponents	58	1,334	23.0	65	0									
Opponents	412	1,866	4.5	54t	11															

Team Statistics	Browns	Opponent
Total First Downs	257	265
Rushing	133	104
Passing	97	135
Penalty	27	26

Receiving	No	Yds	Avg	LG	TD
Collins, Gary	50	884	17.7	67	10
Brown, Jim	34	328	9.6	32t	4

Passing	Att	Cmp	Yds	Pct	Av/At	TD	TD%	Int	Int%	LG	Thld	Rating
Ryan, Frank	243	119	1,751	49.0	7.21	18	7.4	13	5.3	80t	23/202	75.3
Ninowski, Jim	83	40	549	48.2	6.61	4	4.8	3	3.6	32	8/70	70.8
Brown, Jim	2	1	39	50.0	19.50	1	50.0	0	0.0	39t	0/0	135.4
Groza, Lou	1	0	0	0.0	0.00	0	0.0	0	0.0	0	0/0	39.6
Browns	329	160	2,339	48.6	7.11	23	7.0	16	4.9	80t	31/272	75.3
Opponents	419	204	3,153	48.7	7.53	31	7.4	24	5.7	87t	38/307	74.8

1966 Regular Season Results (9-5)

Coach: Blanton Collier
Top Draft Choice: TE Milt Morin
1966 USUAL STARTING LINEUPS

Offense
 WR 42 Paul Warfield
 LT 77 D. Schafrath, 73 M. Clark
 LG 60 John Wooten
 C 56 J. Morrow, 54 F. Hoaglin
 RG 66 Gene Hickerson
 RT 73 M. Clark, 70 J. Brown
 TE 89 M. Morin, 41 R. Smith
 WR 86 Gary Collins
 QB 13 Frank Ryan
 RB 44 Leroy Kelly
 RB 48 Ernie Green

Defense
 LDE 84 Paul Wiggins
 LDT 71 Walter Johnson
 RDT 69 J. Kanicki, 78 F. Parker
 RDE 80 Bill Glass
 LLB 82 Jim Houston
 MLB 50 V. Costello, 51 D. Lindsey
 RLB 83 Johnny Brewer
 LCB 40 Ench Barnes
 RCB 34 M. Howell, 49 W. Beach
 LS 20 R. Fichtner, E. Kellermann
 RS 24 E. Kellermann, 20 R. Fichtner

Radio Announcers:
 Gib Shanley, Jim Graner (WRE 1300 AM)

Television Announcers:
 Ken Coleman, Warren Lahr (WJW-Channel 8)

Date	Result	Opponent	Att.
09/11	W 38-14	at Washington Redskins	48,643
09/18	L 20-21	Green Bay Packers	83,943
09/25	L 28-34	St. Louis Cardinals	74,814
10/02	W 28-7	at New York Giants	62,916
10/08	W 41-10	Pittsburgh Steelers	82,687
10/23	W 30-21	Dallas Cowboys	84,721
10/30	W 49-17	at Atlanta Falcons	57,235
11/06	L 6-16	at Pittsburgh Steelers	39,690
11/13	W 27-7	Philadelphia Eagles	77,968
11/20	W 14-3	Washington Redskins	78,466
11/24	L 14-26	at Dallas Cowboys	75,504
12/04	W 49-40	New York Giants	61,651
12/11	L 21-33	at Philadelphia Eagles	58,074
12/17	W 38-10	at St. Louis Cardinals	47,721

Team Statistics	Browns	Opponent
Total First Downs	278	255
Rushing	117	113
Passing	142	124
Penalty	19	18
Total Net Yards	5,071	4,266
Avg. Per Game	362.2	304.7

Total Plays	846	891	Warfield, Paul	36	741	20.6	51	5
Avg. Per Play	6.0	4.8	Kelly, Leroy	32	366	11.4	40	1
Net Yards Rushing	2,166	1,894	Monn, Milt	23	333	14.5	32	3
Avg. Per Game	154.7	135.3	Smith, Ralph	13	183	14.1	28	3
Total Rushes	415	450	McNeil, Clifton	2	94	47.0	50	2
Net Yards Passing	2,905	2,372	Roberts, Walter	2	19	9.5	10	0
Avg. Per Game	207.5	169.4	Pietrosante, Nick	1	12	12.0	12	0
Sacked/Yards Lost	29/237	35/278	Houston, Jim	1	10	10.0	10	1
Good Yards	3,142	2,650	Costello, Vince	1	-7	-7.0	-7	0
Attempts/Completions	402/212	406/221	Browns	212	3,142	14.8	54	33
Completion Pct.	52.7%	54.4%	Opponents	221	2,650	12.0	58	14
Had Intercepted	15	30						
Punts/Av. G.	57/39.0	56/39.7	Interceptions	No	Yds	Avg	LG	TD
Net Punting Avg.	57/37.1	56/37.1	Fichtner, Ross	8	152	19.0	58	1
Penalties/Yards Lost	69/747	61/563	Howell, Mike	8	62	7.8	29	0
Fumbles/Ball Lost	17/10	24/19	Barnes, Ench	4	128	32.0	54	0
Touchdowns	54	29	Kellermann, Ernie	3	23	7.7	12	0
Rushing	18	12	Houston, Jim	2	27	13.5	21	0
Passing	33	14	Parrish, Bernie	1	16	16.0	16	0
Returns	3	3	Wiggins, Paul	1	0	0.0	0	0
			Brewer, Johnny	1	0	0.0	0	0
			Costello, Vince	1	0	0.0	0	0
			Beach, Walter	1	0	0.0	0	0
			Browns	30	408	13.6	58	1
			Opponents	15	68	4.5	27	0

Score By Periods	1st	2nd	3rd	4th	OT	Tot.
Browns	87	92	90	134	0	-403
Opponents	54	89	49	67	0	-259

Scoring	Ru	Pa	Rt	Df	PAT	2Ru	2Pa	Fg	Saf	TP
Kelly, Leroy	15	1	0	0	0	0	0	0	0	96
Groza, Lou	0	0	0	0	51	52	0	0	9	23
Collins, Gary	0	12	0	0	0	0	0	0	0	72
Green, Ernie	3	6	0	0	0	0	0	0	0	54
Warfield, Paul	0	5	1	0	0	0	0	0	0	0
Monn, Milt	0	3	0	0	0	0	0	0	0	18
Smith, Ralph	0	3	0	0	0	0	0	0	0	18
McNeil, Clifton	0	2	0	0	0	0	0	0	0	12
Houston, Jim	0	1	0	0	1	1	0	0	0	6
Glass, Bill	0	0	1	0	0	0	0	0	0	6
Fichtner, Ross	0	0	1	0	0	0	0	0	0	6
Team, Stat	0	0	0	0	0	1	0	0	0	0
Browns	18	33	3	0	52	54	0	9	23	0
Opponents	12	14	3	0	28	29	0	0	19	28

Rushing	No	Yds	Avg	LG	TD
Kelly, Leroy	209	1,141	5.5	70f	15
Green, Ernie	144	750	5.2	35	3
Ryan, Frank	36	156	4.3	17	0
Harraway, Charley	7	40	5.7	18	0
Schultz, Randy	7	32	4.6	20	0
Pietrosante, Nick	7	20	2.9	8	0
Ninowski, Jim	3	-11	-3.7	4	0
Collins, Gary	2	38	19.0	36	0
Browns	415	2,166	5.2	70f	18
Opponents	450	1,894	4.2	37	12

Receiving	No	Yds	Avg	LG	TD
Collins, Gary	56	946	16.9	54	12
Green, Ernie	45	445	9.9	31f	6

Punting	No	Yds	Avg	In20	LG	Blk
Collins, Gary	57	2,223	39.0	0	6	60
Browns	57	2,223	39.0	0	6	60
Opponents	56	2,224	39.7	0	2	56

Punt Returns	No	FC	Yds	Avg	LG	TD
Kelly, Leroy	13	6	104	8.0	52	0
Roberts, Walter	11	13	42	3.8	30	0
Green, Ernie	0	2	0	0.0	0	0
Browns	24	21	146	6.1	52	0
Opponents	23	15	111	4.8	38	0

Kickoff Returns	No	Yds	Avg	LG	TD
Roberts, Walter	20	454	22.7	57	0
Kelly, Leroy	19	403	21.2	49	0
Harraway, Charley	9	193	21.4	33	0
Schultz, Randy	3	52	17.3	23	0
Pietrosante, Nick	2	9	4.5	8	0
Smith, Ralph	1	0	0.0	0	0
Browns	54	1,111	20.6	57	0
Opponents	68	1,501	22.1	94	2

Field Goals	1-19	20-29	30-35	40-49	50+	Tot.
Groza, Lou	0/1	2/6	4/8	3/8	0/0	9/23
Browns	0/1	2/6	4/8	3/8	0/0	9/23
Opponents	7/7	5/8	5/8	2/4	0/1	19/28

Passing	Att	Cmp	Yds	Pct	Av/At	TD	TD%	Int	Int%	LG	Thld	Rating
Ryan, Frank	382	200	2,974	52.4	7.79	29	7.6	14	3.7	54	28/223	88.2
Ninowski, Jim	18	11	175	61.1	9.72	4	22.2	1	5.6	44f	1/14	110.0
Groza, Lou	1	1	7	100.0	7.00	0	0.0	0	0.0	-7	0/0	95.8
Kelly, Leroy	1	0	0	0.0	0.00	0	0.0	0	0.0	0	0/0	39.6
Browns	402	212	3,156	52.7	7.85	33	8.2	15	3.7	54	29/237	90.6
Opponents	406	221	2,650	54.4	6.53	14	3.4	30	7.4	58f	35/278	55.3

YEAR BY YEAR

1967 Regular Season Results (9-5)

Coach: Blanton Collier

Top Draft Choice: LB Bob Matheson

1967 USUAL STARTING LINEUPS

Offense

WR	42	Paul Warfield
LT	77	Dick Schafraath
LG	60	John Wooten
C	54	Fred Hoaglin
RG	66	Gene Hickerson
RT	73	M. Clark, 65 J. DeMarie
TE	41	Ralph Smith
WR	86	G. Collins, 87 E. Barney
QB	13	F. Ryan, 15 G. Lane
RB	44	Leroy Kelly
RB	48	E. Green, 35 L. Conjar

Defense

LDE	84	P. Wiggins, 80 B. Glass
LDT	71	W. Johnson, 69 J. Kanicki
RDT	69	J. Kanicki, 71 W. Johnson
RDE	80	Bill Glass, 84 P. Wiggins
LLB	82	J. Houston, 56 B. Matheson
MLB	51	D. Lindsey, 82 J. Houston
RLB	83	J. Brewer, 52 B. Andrews
LCB	40	E. Barnes, 28 B. Davis
RCB	34	M. Howell, 40 E. Barnes
LS	24	E. Kellermann, 20 R. Fichtner
RS	20	R. Fichtner, 24 E. Kellermann

Radio Announcers:

Gib Shanley, Jim Graner (WERE 1300 AM)

Television Announcers:

Ken Coleman, Warren Lahr (WJW-Channel 8)

Total Net Yards	4,316	4,848	Warfield, Paul	32	702	21.9	49t	8				
Avg. Per Game	308.3	346.3	Collins, Gary	32	500	15.6	33	7				
Total Plays	821	956	Kelly, Leroy	20	282	14.1	48	2				
Avg. Per Play	5.3	5.1	Smith, Ralph	14	211	15.1	49t	1				
Net Yards Rushing	2,139	1,767	Monn, Matt	7	90	12.9	21	0				
Avg. Per Game	152.8	126.2	Conjar, Larry	6	68	11.3	27	0				
Total Rushes	444	459	Pietrosante, Nick	6	56	9.3	23	0				
Net Yards Passing	1,942	2,877	McNeil, Clifton	3	33	11.0	23	2				
Avg. Per Game	138.7	205.5	Barney, Eppie	1	3	3.0	3	0				
Sacked/Yards Lost	44/372	44/354	Browns	160	2,314	14.5	49t	22				
Gross Yards	2,314	3,231	Opponents	250	3,231	12.9	60t	19				
Attempts/Completions	333/160	454/250	Interceptions	No	Yds	Avg	LG	TD				
Completion Pct.	48.0%	55.1%	Fichtner, Ross	4	113	28.3	88	0				
Had Intercepted	18	22	Barnes, Erich	4	47	11.8	40	0				
Punts/Avg.	67/37.1	62/39.9	Houston, Jim	3	97	32.3	79t	2				
Net Punting Avg.	67/36.0	62/34.2	Howell, Mike	3	20	6.7	20	0				
Penalties/Yards Lost	72/773	57/655	Brewer, Johnny	2	75	37.5	70t	1				
Fumbles/Ball Lost	24/17	29/14	Davis, Ben	1	9	9.0	9	0				
Touchdowns	43	37	Kellermann, Ernie	1	9	9.0	9	0				
Rushing	15	15	Lindsey, Dale	1	5	5.0	5	0				
Passing	22	19	Glass, Bill	1	0	0.0	0	0				
Returns	6	3	Matheson, Bob	1	0	0.0	0	0				
Ward, Carl	1	0	0.0	0	0	0.0	0	0				
Score By Periods	1st	2nd	3rd	4th	OT	Total						
Browns	93	83	72	86	0	- 334	Browns	22	375	17.0	88	3
Opponents	55	101	66	75	0	- 297	Opponents	18	290	16.1	42	1

Scoring	Ru	Pa	Rt	Df	PAT	2Ru2Pa	FG	SaF	TP	Punting	No	Yds	Avg	In20	TB	LG	Blk	
Kelly, Leroy	11	2	0	0	0/0	0	0	0/0	0	78	Collins, Gary	57	2,078	36.5	0	2	52	2
Groza, Lou	0	0	0	0	43/43	0	0	11/23	0	76	Kelly, Leroy	10	407	40.7	0	0	51	0
Warfield, Paul	0	8	0	0	0/0	0	0	0/0	0	48	Browns	67	2,485	37.1	0	2	52	2
Collins, Gary	0	7	0	0	0/0	0	0	0/0	0	42	Opponents	62	2,475	39.9	0	2	57	0
Green, Ernie	4	2	0	0	0/0	0	0	0/0	0	36								
McNeil, Clifton	0	2	0	0	0/0	0	0	0/0	0	12	Punt Returns	No	FC	Yds	Avg	LG	TD	
Houston, Jim	0	0	2	0	0/0	0	0	0/0	0	12	Davis, Ben	18	7	229	12.7	52t	1	
Smith, Ralph	0	1	1	0	0/0	0	0	0/0	0	12	Ward, Carl	6	3	62	10.3	24	0	
Brewer, Johnny	0	0	1	0	0/0	0	0	0/0	0	6	Kelly, Leroy	9	4	59	6.6	32	0	
Davis, Ben	0	0	1	0	0/0	0	0	0/0	0	6	Harraway, Charley	1	0	7	7.0	7	0	
Ward, Carl	0	0	1	0	0/0	0	0	0/0	0	6	Youngblood, George	1	0	0	0.0	0	0	
Browns	15	22	6	0	43/43	0	0	11/23	0	334	Browns	35	14	357	10.2	52t	1	
Opponents	15	19	3	0	36/37	0	0	13/25	0	297	Opponents	29	21	70	2.4	12	0	

Rushing	No	Yds	Avg	LG	TD	Kickoff Returns	No	Yds	Avg	LG	TD	
Kelly, Leroy	235	1,205	5.1	42t	11	Davis, Ben	27	708	26.2	63	0	
Green, Ernie	145	710	4.9	59t	4	Ward, Carl	22	546	24.8	104t	1	
Ryan, Frank	22	57	2.6	12	0	Kelly, Leroy	5	131	26.2	32	0	
Conjar, Larry	20	78	3.9	16	0	Barney, Eppie	1	11	11.0	11	0	
Pietrosante, Nick	10	73	7.3	31	0	Browns	55	1,396	25.4	104t	1	
Harraway, Charley	5	-4	-0.8	2	0	Opponents	59	1,288	21.8	87t	2	
Lane, Gary	2	21	10.5	12	0							
Warfield, Paul	2	10	5.0	18	0	Field Goals	1-19	20-29	30-39	40-49	50+	Tot.
Shiner, Dick	2	-7	-3.5	-3	0	Groza, Lou	2/2	2/5	6/8	1/7	0/1	11/23
Collins, Gary	1	6	6.0	6	0	Browns	2/2	2/5	6/8	1/7	0/1	11/23
Browns	444	2,149	4.8	59t	15	Opponents	2/2	5/6	2/5	4/9	0/3	13/25
Opponents	459	1,767	3.8	37	15							

Receiving	No	Yds	Avg	LG	TD
Green, Ernie	39	369	9.5	41t	2

Date	Result	Opponent	Att.
09/17	L 14-21	Dallas Cowboys	81,039
09/24	L 14-31	at Detroit Lions	57,383
10/01	W 42-7	at New Orleans Saints	77,045
10/07	W 21-10	Pittsburgh Steelers	82,949
10/15	W 20-16	St. Louis Cardinals	77,813
10/22	W 24-0	Chicago Bears	83,183
10/29	L 34-38	at New York Giants	62,903
11/05	W 34-14	at Pittsburgh Steelers	47,131
11/12	L 7-55	at Green Bay Packers	50,074
11/19	W 14-10	Minnesota Vikings	68,431
11/26	W 42-37	Washington Redskins	72,798
12/03	W 24-14	New York Giants	78,594
12/10	W 20-16	at St. Louis Cardinals	47,782
12/17	L 24-28	at Philadelphia Eagles	60,658
		Playoff	
12/24	L 14-52	at Dallas Cowboys	70,786
		Playoff Bowl	
01/07	L 6-30	Los Angeles Rams	37,102

Team Statistics	Browns	Opponent
Total First Downs	238	281
Rushing	119	115
Passing	102	153
Penalty	17	13

Passing	Att	Cmp	Yds	Pct	Av/AI	TD	TD%	Int	Int%	LG	TkId	Rating
Ryan, Frank	280	136	2,026	48.6	7.24	20	7.1	16	5.7	49t	38/318	72.7
Lane, Gary	43	21	254	48.8	5.91	2	4.7	1	2.3	23	4/30	73.2
Shiner, Dick	9	3	34	33.3	3.78	0	0.0	1	11.1	21	2/24	6.0
Kelly, Leroy	1	0	0	0.0	0.00	0	0.0	0	0.0	0	0/0	39.6
Browns	333	160	2,314	48.0	6.95	22	6.6	18	5.4	49t	44/372	70.6
Opponents	454	250	3,231	55.1	7.12	19	4.2	22	4.8	60t	44/354	71.4

1968 Regular Season Results (10-4)

Coach: Blanton Collier
Top Draft Choice: DE Marvin Upshaw
1968 USUAL STARTING LINEUPS

Offense

WR 42 Paul Warfield
 LT 77 Dick Schafrath
 LG 65 John DeMarie
 C 54 Fred Hoaglin
 RG 66 Gene Hickerson
 RT 73 Monte Clark
 TE 89 Milt Morin
 WR 87 E. Barney, 86 G. Collins
 QB 16 B. Neisen, 13 F. Ryan
 RB 44 Leroy Kelly
 RB 48 E. Green, 31 C. Harraway

Defense

LDE 88 R. Snidow, 81 J. Gregory
 LDT 71 Walter Johnson
 RDT 69 J. Kanicki, 84 M. Upshaw
 RDE 80 B. Glass, 81 J. Gregory
 LLB 62 Jim Houston
 MLB 56 Bob Matheson
 RLB 51 D. Lindsey, 50 J. Garlington
 LCB 40 Erich Barnes
 RCB 28 Ben Davis
 LS 24 E. Kellermann, 34 M. Howell
 RS 34 M. Howell, 24 E. Kellermann

Radio Announcers:
 Gib Shanley, Jim Graner (WHK 1420 AM)

Avg. Per Play	5.8	4.7
Net Yards Rushing	2,031	1,842
Avg. Per Game	145.1	131.6
Total Rushes	447	423
Net Yards Passing	2,834	2,248
Avg. Per Game	202.4	160.6
Sacked/Yards Lost	21/181	26/199
Gross Yards	3,015	2,447
Attempts/Completions	363/184	439/213
Completion Pct.	50.7%	48.5%
Had Intercepted	16	32
Punts/Avg.	63/37.3	60/39.9
Net Punting Avg.	63/35.4	60/38.3
Penalties/Yards Lost	74/851	61/620
Fumbles/Ball Lost	23/14	20/14
Touchdowns	49	33
Rushing	20	11
Passing	27	19
Returns	2	3

Green, Ernie	16	142	8.9	62t	2
Harraway, Charley	12	162	13.5	63	1
Collins, Gary	9	230	25.6	39	0
McDonald, Tommy	7	113	16.2	42	1
Leigh, Charles	3	-4	-1.3	4	0
Morrison, Reece	2	40	20.0	29t	1
Smith, Ralph	2	11	5.5	7	0
Browns	184	3,039	16.5	87	27
Opponents	213	2,447	11.5	56	19

Score By Periods

	1st	2nd	3rd	4th	OT	Tot.
Browns	51	134	97	112	0	394
Opponents	50	84	41	98	0	273

Interceptions	No	Yds	Avg	LG	TD
Davis, Ben	8	162	20.3	44	0
Howell, Mike	6	55	9.2	24	0
Kellermann, Ernie	6	29	4.8	12	0
Barnes, Erich	3	64	21.3	40t	1
Houston, Jim	3	11	3.7	7	0
Matheson, Bob	2	44	22.0	30	1
Glass, Bill	2	21	10.5	17t	1
Lindsey, Dale	1	0	0.0	0	0
Garlington, John	1	0	0.0	0	0
Browns	32	386	12.1	44	2
Opponents	16	152	9.5	40	1

Scoring

	Ru	Pn	Rt	Df	PAT	2Ru	2Ps	FG	Saf	TD
Kelly, Leroy	16	4	0	0	0	0	0	0	0	120
Cockroft, Don	0	0	0	0	46	48	0	18	24	0
Warfield, Paul	0	12	0	0	0	0	0	0	0	72
Monn, Milt	0	5	0	0	0	0	0	0	0	30
Barney, Eppie	1	1	0	0	0	0	0	0	0	12
Green, Ernie	0	2	0	0	0	0	0	0	0	12
Morrison, Reece	1	1	0	0	0	0	0	0	0	12
Glass, Bill	0	0	1	0	0	0	0	0	0	6
Barnes, Erich	0	0	1	0	0	0	0	0	0	6
Harraway, C.	0	1	0	0	0	0	0	0	0	6
McDonald, T.	0	1	0	0	0	0	0	0	0	6
Leigh, Charles	1	0	0	0	0	0	0	0	0	6
Nelsen, Bill	1	0	0	0	0	0	0	0	0	6
Browns	20	27	2	0	46	48	0	18	24	394
Opponents	11	19	3	0	33	33	0	14	26	273

Punting

	No	Yds	Avg	In20	TB	LG	BkH
Cockroft, Don	61	2,297	37.7	0	1	59	0
Collins, Gary	2	52	26.0	0	0	28	0
Browns	63	2,349	37.3	0	1	59	0
Opponents	60	2,392	39.9	0	4	70	0

Rushing

	No	Yds	Avg	LG	TD
Kelly, Leroy	248	1,239	5.0	65	16
Harraway, Charley	91	334	3.7	23	0
Green, Ernie	41	152	3.7	14	0
Leigh, Charles	23	144	6.3	20t	1
Morrison, Reece	18	39	2.2	11	1
Nelsen, Bill	13	30	2.3	18	1
Ryan, Frank	11	64	5.8	19	0
Smith, Ralph	1	13	13.0	13	0
Morin, Milt	1	8	8.0	8	0
Barney, Eppie	0	8	8.0	8t	1
Browns	447	2,031	4.5	65	20
Opponents	423	1,842	4.4	44	11

Punt Returns

	No	FC	Yds	Avg	LG	TD
Leigh, Charles	14	2	76	5.4	29	0
Davis, Ben	9	8	11	1.2	9	0
Kelly, Leroy	1	0	9	9.0	9	0
Copeland, Jim	0	0	0	0.0	0	0
McDonald, Tommy	0	1	0	0.0	0	0
Browns	24	11	96	4.0	29	0
Opponents	21	26	120	5.7	17	0

Receiving

	No	Yds	Avg	LG	TD
Warfield, Paul	50	1,067	21.3	65t	12
Monn, Milt	43	792	18.4	87	5
Kelly, Leroy	22	297	13.5	68t	4
Barney, Eppie	18	189	10.5	18	1

Kickoff Returns

	No	Yds	Avg	LG	TD
Leigh, Charles	14	322	23.0	41	0
Ward, Carl	13	236	18.2	35	0
James, Nathaniel	8	166	20.8	43	0
Davis, Ben	8	152	19.0	33	0
Morrison, Reece	4	85	21.3	33	0
Kelly, Leroy	1	10	10.0	10	0
Smith, Ralph	1	3	3.0	3	0
Houston, Jim	1	0	0.0	0	0
Copeland, Jim	1	0	0.0	0	0
Andrews, Billy	1	0	0.0	0	0
Barnes, Erich	1	0	0.0	0	0
Howell, Mike	1	0	0.0	0	0
Browns	54	974	18.0	43	0
Opponents	64	1,412	22.1	80	0

Date **Result** **Opponent** **Att.**

09/15 W 24-10 at New Orleans Saints 74,215
 09/22 L 7-28 at Dallas Cowboys 68,733
 09/29 L 6-24 Los Angeles Rams 82,514
 10/05 W 31-24 Pittsburgh Steelers 81,865
 10/13 L 21-27 St. Louis Cardinals 79,349
 10/20 W 30-20 at Baltimore Colts 60,238
 10/27 W 30-7 Atlanta Falcons 67,723
 11/03 W 33-21 at San Francisco 49ers 31,359
 11/10 W 35-17 New Orleans Saints 71,025
 11/17 W 45-24 at Pittsburgh Steelers 41,572
 11/24 W 47-13 Philadelphia Eagles 62,338
 12/01 W 45-10 New York Giants 83,193
 12/08 W 24-21 at Washington Redskins 50,661
 12/14 L 16-27 at St. Louis Cardinals 39,746

Playoff

12/21 W 31-20 Dallas Cowboys 81,497
Championship
 12/29 L 0-34 Baltimore Colts 80,628

Team Statistics

Browns	Opponent
Total First Downs 248	259
Rushing 104	110
Passing 123	130
Penalty 21	19
Total Net Yards 4,861	4,208
Avg. Per Game 347.2	300.6
Total Plays 831	888

Field Goals

	1-19	20-29	30-39	40-49	50+	Tot.
Cockroft, Don	6/6	7/7	2/4	2/6	1/1	18/24
Browns	6/6	7/7	2/4	2/6	1/1	18/24
Opponents	3/3	4/6	3/7	4/8	0/2	14/26

Passing	Att	Cmp	Yds	Pct	Av/At	TD	TD%	Int	Int%	LG	Tkld	Rating
Nelsen, Bill	293	152	2,366	51.9	8.08	19	6.5	10	3.4	87	11/102	86.4
Ryan, Frank	66	31	627	47.0	9.50	7	10.6	6	9.1	57t	10/79	78.3
Kelly, Leroy	4	1	34	25.0	8.50	1	25.0	0	0.0	34t	0/0	102.1
Browns	363	184	3,027	50.7	8.34	27	7.4	16	4.4	87	21/181	85.5
Opponents	439	213	2,447	48.5	5.57	19	4.3	32	7.3	56	26/199	49.8

YEAR BY YEAR

1969 Regular Season Results (10-3-1)

Coach: Blanton Collier

Top Draft Choice: FB Ron Johnson

1969 USUAL STARTING LINEUPS

Offense

WR	42	Paul Warfield
LT	77	Dick Schaftrath
LG	65	John DeMarie
C	54	Fred Hoaglin
RG	66	Gene Hickerson
RT	73	M. Clark, 62 J. Taffoni
TE	89	M. Morin, 83 C. Glass
WR	86	Gary Collins
QB	16	Bill Nelsen
RB	14	L. Kelly, 26 R. Morrison
RB	30	R. Johnson, 35 B. Scott

Defense

LDE	88	Ron Snidow
LDT	71	Walter Johnson
RDT	84	M. Upshaw, 69 J. Karnicki
RDE	81	Jack Gregory
LLB	82	Jim Houston
MLB	51	D. Lindsey, 56 B. Matheson
R.LB	50	J. Garlington, 51 D. Lindsey
LCB	40	Eric Barnes
RCB	29	Walt Sumner
LS	24	E. Kellermann, 20 F. Summers
RS	34	Mike Howell

Radio Announcers:

Gib Shanley, Jim Graner (WHR 1420 AM)

Total Net Yards	4,428	4,420	Morin, Milt	37	495	13.4	35	0
Avg. Per Game	316.3	315.7	Johnson, Ron	24	164	6.8	18	0
Total Plays	845	841	Kelly, Leroy	20	267	13.4	36	1
Avg. Per Play	5.2	5.3	Morrison, Reece	6	71	11.8	26	0
Net Yards Rushing	1,788	1,956	Scott, Bo	6	25	4.2	14	0
Avg. Per Game	127.7	139.7	Glass, Chip	4	91	22.8	40	2
Total Rushes	447	417	Jones, Dave	2	33	16.5	22	0
Net Yards Passing	2,640	2,464	Hooker, Fair	2	21	10.5	12	0
Avg. Per Game	188.6	176.0	Leigh, Charles	2	-9	-4.5	-4	0
Sacked/Yards Lost	20/190	37/323	Browns	199	2,830	14.2	82t	24
Gross Yards	2,830	2,787	Opponents	202	2,787	13.8	84t	19
Attempts/Completions	378/199	387/202	Interceptions	No	Yds	Avg	LG	TD
Completion Pct.	52.6%	52.2%	Howell, Mike	6	21	3.5	11	0
Had Intercepted	21	19	Sumner, Walt	4	82	20.5	40t	1
Punts/Avg.	60/37.5	64/40.5	Kellermann, Ernie	3	40	13.3	40t	1
Net Punting Avg.	60/36.3	64/37.9	Garlington, John	2	4	2.0	4	0
Penalties/Yards Lost	58/603	72/746	Barnes, Erich	1	55	55.0	55t	1
Fumbles/Ball Lost	25/14	32/22	Gregory, Jack	1	12	12.0	12	0
Touchdowns	45	38	Lindsey, Dale	1	3	3.0	3	0
Rushing	17	18	Upshaw, Marvin	1	0	0.0	0	0
Passing	24	19	Browns	19	217	11.4	55t	3
Returns	4	1	Opponents	21	275	13.1	56	1

Score By Periods	1st	2nd	3rd	4th	OT	TotL
Browns	77	117	70	87	0	- 351
Opponents	41	91	38	130	0	- 300

Scoring	Ru	Pa	Rt	Df	PA	2Ru	2Pa	FG	Sa	TP
Cockroft, Don	0	0	0	0	45/45	0	0	12/23	0	81
Collins, Gary	0	11	0	0	0/0	0	0	0/0	0	66
Kelly, Leroy	9	1	0	0	0/0	0	0	0/0	0	60
Warfield, Paul	0	10	0	0	0/0	0	0	0/0	0	60
Johnson, Ron	7	0	0	0	0/0	0	0	0/0	0	42
Glass, Chip	0	2	0	0	0/0	0	0	0/0	0	12
Johnson, Walter	0	0	1	0	0/0	0	0	0/0	0	6
Barnes, Erich	0	0	1	0	0/0	0	0	0/0	0	6
Sumner, Walt	0	0	1	0	0/0	0	0	0/0	0	6
Morrison, Reece	1	0	0	0	0/0	0	0	0/0	0	6
Kellermann, E.	0	0	1	0	0/0	0	0	0/0	0	6
Browns	17	24	4	0	45/45	0	0	12/23	0	351
Opponents	18	19	1	0	36/37	0	0	12/22	0	300

Punt Returns	No	FC	Yds	Avg	LG	TD
Sumner, Walt	9	11	72	8.0	21	0
Morrison, Reece	11	3	49	4.5	15	0
Kelly, Leroy	7	0	28	4.0	13	0
Leigh, Charles	5	1	18	3.6	14	0
Browns	32	15	167	5.2	21	0
Opponents	20	21	72	3.6	55	0

Kickoff Returns	No	Yds	Avg	LG	TD
Scott, Bo	25	722	28.9	65	0
Morrison, Reece	9	155	17.2	31	0
Brown, Dean	2	45	22.5	24	0
Kelly, Leroy	2	26	13.0	14	0
Leigh, Charles	2	6	3.0	6	0
Johnson, Ron	1	31	31.0	31	0
Karnicki, Jim	1	0	0.0	0	0
Jenkins, Al	1	0	0.0	0	0
Matheson, Bob	1	0	0.0	0	0
Mitchell, Alvin	1	0	0.0	0	0
Howell, Mike	1	0	0.0	0	0
Browns	46	985	21.4	65	0
Opponents	56	1,166	20.8	48	0

Rushing	No	Yds	Avg	LG	TD
Kelly, Leroy	196	817	4.2	31	9
Johnson, Ron	138	472	3.4	48t	7
Morrison, Reece	59	300	5.1	54	1
Scott, Bo	44	157	3.6	20	0
Nelsen, Bill	5	-11	-2.2	3	0
Morin, Milt	2	30	15.0	22	0
Warfield, Paul	2	23	11.5	16	0
Rhyme, Jerry	1	0	0.0	0	0
Browns	447	1,788	4.0	54	17
Opponents	417	1,956	4.7	57	18

Receiving	No	Yds	Avg	LG	TD
Collins, Gary	54	786	14.6	48t	11
Warfield, Paul	42	886	21.1	82t	10

Field Goals	1-19	20-29	30-39	40-49	50+	TotL
Cockroft, Don	0/0	7/8	3/8	2/6	0/1	12/23
Browns	0/0	7/8	3/8	2/6	0/1	12/23
Opponents	2/3	4/5	5/6	1/6	0/2	12/22

Date	Result	Opponent	Att.
09/21	W 27-20	at Philadelphia Eagles	60,658
09/28	W 27-23	Washington Redskins	82,581
10/05	L 21-28	Detroit Lions	82,933
10/12	W 27-17	at New Orleans Saints	71,274
10/18	W 42-31	Pittsburgh Steelers	84,078
10/26	T 21-21	St. Louis Cardinals	81,186
11/02	W 42-10	Dallas Cowboys	84,850
11/09	L 3-51	at Minnesota Vikings	47,700
11/16	W 24-3	at Pittsburgh Steelers	47,670
11/23	W 28-17	New York Giants	80,595
11/30	W 28-24	at Chicago Bears	45,050
12/07	W 20-7	Green Bay Packers	82,137
12/14	W 27-21	at St. Louis Cardinals	44,924
12/21	L 14-27	at New York Giants	62,966

Playoff

12/28	W 38-14	at Dallas Cowboys	69,321
-------	---------	-------------------	--------

Championship

01/04	L 7-27	at Minnesota Vikings	47,900
-------	--------	----------------------	--------

Team Statistics	Browns	Opponent
Total First Downs	250	257
Rushing	97	120
Passing	138	121
Penalty	15	16

Passing	Att	Cmp	Yds	Pct	Ay/At	TD	TD%	Int	Int%	LG	Tkld	Ratng
Nelsen, Bill	352	190	2,743	54.0	7.79	23	6.5	19	5.4	82t	17/164	78.8
Kelly, Leroy	5	1	36	20.0	7.20	1	20.0	0	0.0	36t	0/0	96.7
Rhyme, Jerry	19	7	35	36.8	1.84	0	0.0	2	10.5	22	3/26	5.7
Morrison, Reece	1	1	16	100.0	16.00	0	0.0	0	0.0	16	0/0	118.8
Johnson, Ron	1	0	0	0.0	0.00	0	0.0	0	0.0	0	0/0	39.6
Browns	378	199	2,830	52.6	7.49	24	6.3	21	5.6	82t	20/190	75.2
Opponents	387	202	2,787	52.2	7.20	19	4.9	19	4.9	84t	37/323	71.5

1970 Regular Season Results (7-7)

Coach: Blanton Collier
Top Draft Choice: QB Mike Phipps
1970 USUAL STARTING LINEUPS

Offense

WR 43 F. Hooker, 85 H. Jones
 LT 77 Dick Schafraith
 LG 65 John DeMarie
 C 54 Fred Hoaglin
 RG 66 Gene Hickerson
 RT 62 Joe Taffoni
 TE 89 M. Morin, 83 C. Glass
 WR 86 G. Collins, 85 H. Jones
 QB 16 B. Nelsen, 15 M. Phipps
 RB 44 L. Kelly, 26 R. Morrison
 RB 35 Bo Scott, 26 R. Morrison

Defense

LDE 88 R. Snidow, 80 J. Jones
 LDT 71 Walter Johnson
 RDT 72 Jerry Sherk
 RDE 81 Jack Gregory
 LLB 82 J. Houston, 50 J. Garlington
 MLB 82 J. Houston, 56 B. Matheson
 RLB 52 B. Andrews, 51 D. Lindsey
 LCB 40 Erich Barnes
 RCB 29 W. Sumner, 28 B. Davis
 LS 24 Ernie Kellermann
 RS 34 Mike Howell

Radio Announcers:
 Gib Shanley, Jim Graner (WHK 1420 AM)

Total Rushes	462	451	Collins, Gary	26	351	13.5	28	4
Net Yards Passing	2,582	2,238	Kelly, Leroy	24	311	13.0	55	2
Avg. Per Game	184.4	159.9	Glass, Chip	19	403	21.2	78t	2
Sacked/Yards Lost	16/170	35/290	Jones, Homer	10	141	14.1	43t	1
Gross Yards	2,752	2,528	Morrison, Reece	5	95	19.0	53t	1
Attempts/Completions	392/190	357/186	Minnier, Randy	1	-1	-1.0	-1	0
Completion Pct.	48.5%	52.1%	Browns	190	2,752	14.5	78t	17
Had Intercepted	24	19	Opponents	186	2,528	13.6	81t	16
Punts/Avg.	71/42.6	66/42.4						
Net Punting Avg.	71/41.4	66/38.9						
Penalties/Yards Lost	65/634	88/871						
Fumbles/Ball Lost	24/14	28/12						
Touchdowns	35	32						
Rushing	14	10						
Passing	17	16						
Returns	4	6						

Interceptions	No	Yds	Avg	LG	TD
Barnes, Erich	5	85	17.0	38t	1
Sumner, Walt	4	85	21.3	34	0
Lindsey, Dale	2	65	32.5	56t	1
Houston, Jim	1	25	25.0	25	0
Andrews, Billy	1	25	25.0	25t	1
Kellermann, Ernie	1	18	18.0	18	0
Matheson, Bob	1	11	11.0	11	0
Garlington, John	1	6	6.0	6	0
Johnson, Walter	1	4	4.0	4	0
Howell, Mike	1	0	0.0	0	0
Davis, Ben	1	0	0.0	0	0
Browns	19	324	17.1	56t	3
Opponents	24	399	16.6	62t	4

Score By Periods	1st	2nd	3rd	4th	OT	Tot.
Browns	54	92	85	55	0	- 286
Opponents	54	100	37	74	0	- 265

Scoring	Rt	Pa	Rt	PA	DT	2Ru	2Pa	FG	Saf	TP
Cockroft, Don	0	0	0	0	0	34/35	0	0	12/22	0
Scott, Bo	7	4	0	0	0	0	0	0	0	66
Kelly, Leroy	6	2	0	0	0	0	0	0	0	48
Collins, Gary	0	4	0	0	0	0	0	0	0	24
Jones, Homer	0	1	1	0	0	0	0	0	0	12
Glass, Chip	0	2	0	0	0	0	0	0	0	12
Hooker, Fair	0	2	0	0	0	0	0	0	0	12
Andrews, Billy	0	0	1	0	0	0	0	0	0	6
Morrison, Reece	0	1	0	0	0	0	0	0	0	6
Barnes, Erich	0	0	1	0	0	0	0	0	0	6
Minnier, Randy	1	0	0	0	0	0	0	0	0	6
Lindsey, Dale	0	0	1	0	0	0	0	0	0	6
Morin, Milt	0	1	0	0	0	0	0	0	0	6
Johnson, Walter	0	0	0	0	0	0	0	0	1	2
Snidow, Ron	0	0	0	0	0	0	0	0	1	2
Reynolds, Chuck	0	0	0	0	0	0	0	0	1	2
Browns	14	17	4	0	34/35	0	0	12/22	3	286
Opponents	10	16	6	0	31/32	0	0	14/26	0	265

Rushing	No	Yds	Avg	LG	TD
Kelly, Leroy	206	656	3.2	33t	6
Scott, Bo	151	625	4.1	63t	7
Morrison, Reece	73	175	2.4	18	0
Minnier, Randy	12	39	3.3	9	1
Phipps, Mike	11	94	8.5	26	0
Nelsen, Bill	7	-4	-0.6	2	0
Morin, Milt	1	2	2.0	2	0
Brown, Ken	1	-8	-8.0	-8	0
Browns	462	1,579	3.4	63t	14
Opponents	451	2,006	4.4	73	11

Receiving	No	Yds	Avg	LG	TD
Scott, Bo	40	351	8.8	24	4
Morin, Milt	37	611	16.5	36	1
Hooker, Fair	28	490	17.5	69	2

Punting	No	Yds	Avg	In20	TB	LG	Bklt
Cockroft, Don	71	3,023	42.6	0	7	71	1
Browns	71	3,023	42.6	0	7	71	1
Opponents	66	2,801	42.4	0	3	65	0

Punt Returns	No	FC	Yds	Avg	LG	TD
Morrison, Reece	15	2	133	8.9	34	0
Sumner, Walt	8	11	70	8.8	38	0
Schoen, Tom	8	1	18	2.3	7	0
Kelly, Leroy	2	0	15	7.5	12	0
Jenkins, Al	1	0	0	0.0	0	0
Jones, Dave	0	2	0	0.0	0	0
Browns	34	16	236	6.9	38	0
Opponents	23	28	83	3.6	33	0

Kickoff Returns	No	Yds	Avg	LG	TD
Jones, Homer	29	739	25.5	94t	1
Morrison, Reece	7	153	21.9	36	0
Brown, Ken	2	44	22.0	32	0
Matheson, Bob	2	21	10.5	14	0
Schoen, Tom	1	27	27.0	27	0
Rignetti, Joe	1	17	17.0	17	0
Morin, Milt	1	0	0.0	0	0
Glass, Chip	1	0	0.0	0	0
Browns	44	1,001	22.8	94t	1
Opponents	39	956	24.5	91	0

Field Goals	1-19	20-29	30-39	40-49	50+	Tot.
Cockroft, Don	3/4	2/3	4/7	3/7	0/1	12/22
Browns	3/4	2/3	4/7	3/7	0/1	12/22
Opponents	2/2	1/4	5/7	3/7	3/6	14/26

Date	Result	Opponent	Att.
09/21	W 31-21	New York Jets	85,703
09/27	L 31-34	at San Francisco 49ers	37,502
10/03	W 15-7	Pittsburgh Steelers	84,349
10/11	W 30-27	Cincinnati Bengals	83,520
10/18	L 24-41	Detroit Lions	83,577
10/25	W 20-0	at Miami Dolphins	75,313
11/01	L 10-27	San Diego Chargers	80,047
11/08	L 20-23	at Oakland Raiders	54,463
11/15	L 10-14	at Cincinnati Bengals	60,007
11/22	W 28-14	Houston Oilers	74,723
11/29	L 9-28	at Pittsburgh Steelers	50,214
12/07	W 21-10	at Houston Oilers	50,582
12/12	L 2-6	Dallas Cowboys	75,458
12/20	W 27-13	at Denver Broncos	51,001

Team Statistics	Browns	Opponent
Total First Downs	239	236
Rushing	84	104
Passing	134	120
Penalty	21	12
Total Net Yards	4,161	4,244
Avg. Per Game	297.2	303.1
Total Plays	870	844
Avg. Per Play	4.8	5.0
Net Yards Rushing	1,579	2,006
Avg. Per Game	112.8	143.3

Passing	Att	Cmp	Yds	Pct	Av/At	TD	TD%	Int	Int%	LG	Tkld	Rating
Nelsen, Bill	313	159	2,156	50.8	6.89	16	5.1	16	5.1	78t	8/79	68.9
Phipps, Mike	60	29	529	48.3	8.82	1	1.7	5	8.3	53t	7/86	49.9
Gault, Don	19	2	67	10.5	3.53	0	0.0	3	15.8	44	1/5	2.2
Browns	392	190	2,752	48.5	7.02	17	4.3	24	6.1	78t	16/170	60.7
Opponents	357	186	2,528	52.1	7.08	16	4.5	19	5.3	81t	35/290	67.8

YEAR BY YEAR

1971 Regular Season Results (9-5)

Coach: Nick Skoric

Top Draft Choice: CB Clarence Scott

1971 USUAL STARTING LINEUPS

Offense

WR	43	Fair Hooker
LT	77	D. Schafraath, 73 D. Dieken
LG	65	John DeMarie
C	54	F. Hoaglin, 64 J. Copeland
RG	66	Gene Hickerson
RT	78	Bob McKay
TE	89	Milt Morin
WR	86	G. Collins, 25 F. Pitts
QB	16	B. Nelsen, 15 M. Phipps
RB	44	Leroy Kelly
RB	35	Bo Scott

Defense

LDE	80	J. Jones, 88 R. Snidow
LDT	71	Walter Johnson
RDT	72	Jerry Sherk
RDE	81	Jack Gregory
LLB	82	J. Houston, 50 J. Garlington
MLB	51	D. Lindsey, 82 J. Houston
RLB	52	B. Andrews, 51 D. Lindsey
LCB	22	C. Scott, 20 F. Summers
RCB	28	B. Davis, 29 W. Sumner
LS	29	W. Sumner, 24 E. Kellermann
RS	34	M. Howell, 40 E. Barnes

Radio Announcers:

Gb Shanley, Jim Graner (WHK 1420 AM)

Avg. Per Game	275.5	299.6	Scott, Bo	30	233	7.8	35	1
Total Plays	859	848	Pitts, Frank	27	487	18.0	53t	4
Avg. Per Play	4.5	4.9	Kelly, Leroy	25	252	10.1	29	2
Net Yards Rushing	1,558	2,227	Collins, Gary	15	231	15.4	29	3
Avg. Per Game	111.3	159.1	Jones, Dave	4	66	16.5	21	0
Total Rushes	461	484	Cornell, Bo	1	18	18.0	18	0
Net Yards Passing	2,299	1,967	Glass, Chip	1	4	4.0	4t	1
Avg. Per Game	164.2	140.5	Browns	188	2,521	13.4	53t	14
Sacked/Yards Lost	22/222	25/203	Opponents	156	2,170	13.9	53	12
Gross Yards	2,521	2,170						
Attempts/Completions	376/188	339/156	Interceptions	No	Yds	Avg	LG	TD
Completion Pct.	50.0%	46.0%	Sumner, Walt	5	35	7.0	25	0
Had Intercepted	27	24	Scott, Clarence	4	47	11.8	21	0
Punts/Avg.	67/39.9	66/42.4	Andrews, Billy	3	34	11.3	19	0
Net Punting Avg.	67/36.5	66/37.0	Kellermann, Ernie	3	0	0.0	0	0
Penalties/Yards Lost	68/612	86/772	Howell, Mike	2	93	46.5	68	0
Fumbles/Ball Lost	29/18	31/16	Lindsey, Dale	2	50	25.0	29	0
Touchdowns	34	30	Davis, Ben	2	18	9.0	15	0
Rushing	19	14	Sherk, Jerry	2	3	1.5	3	0
Passing	14	12	Garlington, John	1	0	0.0	0	0
Returns	1	4	Snidow, Ron	0	3	0.0	0	0
			Browns	24	283	11.8	68	0
			Opponents	27	453	16.8	66	2

Score By Periods

1st	2nd	3rd	4th	OT	Tot.
Browns	47	71	64	103	0 - 285
Opponents	51	120	23	79	0 - 273

Scoring

Ru	Pa	Rl	DT	PAT	2Ru	2Pa	FG	SF	TD	
Cockroft, Don	0	0	0	0	34/34	0	0	15/28	0	79
Kelly, Leroy	10	2	0	0	0/0	0	0	0/0	0	72
Scott, Bo	9	1	0	0	0/0	0	0	0/0	0	60
Pitts, Frank	0	4	0	0	0/0	0	0	0/0	0	24
Collins, Gary	0	3	0	0	0/0	0	0	0/0	0	18
Morin, Milt	0	2	0	0	0/0	0	0	0/0	0	12
Glass, Chip	0	1	0	0	0/0	0	0	0/0	0	6
Johnson, Walter	0	0	1	0	0/0	0	0	0/0	0	6
Hooker, Fair	0	1	0	0	0/0	0	0	0/0	0	6
Dieken, Doug	0	0	0	0	0/0	0	0	0/0	1	2
Browns	19	14	1	0	34/34	0	0	15/28	1	285
Opponents	14	12	4	0	30/30	0	0	21/31	0	273

Rushing

No	Yds	Avg	LG	TD	
Kelly, Leroy	234	865	3.7	35	10
Scott, Bo	179	606	3.4	35	9
Nelsen, Bill	13	-18	-1.4	4	0
Brown, Ken	11	47	4.3	17	0
Dieken, Doug	11	12	1.1	6	0
Cornell, Bo	11	12	1.1	6	0
Phipps, Mike	6	35	5.8	15	0
Morrison, Reece	5	-2	-0.4	4	0
Cockroft, Don	1	12	12.0	12	0
Morin, Milt	1	1	1.0	1	0
Browns	461	1,558	3.4	35	19
Opponents	484	2,227	4.6	86t	14

Receiving

No	Yds	Avg	LG	TD	
Hooker, Fair	45	649	14.4	48	1
Morin, Milt	40	581	14.5	31	2

Punting

No	Yds	Avg	In20	TB	LG	Blk	
Cockroft, Don	62	2,508	40.5	0	2	59	2
Collins, Gary	5	162	32.4	0	0	42	0
Browns	67	2,670	39.9	0	2	59	2
Opponents	66	2,800	42.4	0	7	59	1

Punt Returns

No	FC	Yds	Avg	LG	TD	
Kelly, Leroy	30	4	292	9.7	74	0
Jones, Dave	9	2	63	7.0	20	0
Kellermann, Ernie	1	0	4	4.0	4	0
Browns	40	6	359	9.0	74	0
Opponents	26	19	227	8.7	45	0

Kickoff Returns

No	Yds	Avg	LG	TD	
Brown, Ken	15	330	22.0	35	0
Morrison, Reece	9	267	29.7	52	0
Pitts, Frank	9	238	26.4	35	0
Brown, Stan	7	157	22.4	32	0
Houston, Jim	1	21	21.0	21	0
Cornell, Bo	1	19	19.0	19	0
Dieken, Doug	1	16	16.0	16	0
Kelly, Leroy	1	11	11.0	11	0
Kellermann, Ernie	1	5	5.0	5	0
Glass, Chip	1	1	1.0	1	0
Browns	46	1,065	23.2	52	0
Opponents	55	1,252	22.8	58	0

Field Goals

1-19	20-29	30-39	40-49	50+	Tot.	
Cockroft, Don	2/3	6/6	6/9	1/9	0/1	15/28
Browns	2/3	6/6	6/9	1/9	0/1	15/28
Opponents	6/7	9/11	4/8	2/4	0/1	21/31

Date	Result	Opponent	Att.
09/19	W 31-0	Houston Oilers	73,387
09/26	W 14-13	at Baltimore Colts	56,837
10/04	L 20-34	Oakland Raiders	84,285
10/10	W 27-17	Pittsburgh Steelers	83,391
10/17	W 27-24	at Cincinnati Bengals	60,284
10/24	L 0-27	Denver Broncos	75,674
10/31	L 14-31	Atlanta Falcons	76,825
11/07	L 9-26	at Pittsburgh Steelers	50,202
11/14	L 7-13	at Kansas City Chiefs	50,388
11/21	W 27-7	New England Patriots	65,238
11/28	W 37-24	at Houston Oilers	37,921
12/05	W 31-27	Cincinnati Bengals	82,705
12/12	W 21-17	at New Orleans Saints	72,794
12/19	W 20-13	at Washington Redskins	53,041

Playoff

12/26	L 3-20	Baltimore Colts	74,082
-------	--------	-----------------	--------

Team Statistics

	Browns	Opponent
Total First Downs	231	232
Rushing	89	115
Passing	127	100
Penalty	15	17
Total Net Yards	3,857	4,194

Passing	Att	Cmp	Yds	Pct	Av/At	TD	TD%	Int	Int%	LG	Tkld	Rating
Nelsen, Bill	325	174	2,319	53.5	7.14	13	4.0	23	7.1	53t	22/222	60.3
Phipps, Mike	47	13	179	27.7	3.81	1	2.1	4	8.5	39	0/0	14.6
Kelly, Leroy	4	1	23	25.0	5.75	0	0.0	0	0.0	23	0/0	51.0
Browns	376	188	2,521	50.0	6.70	14	3.7	27	7.2	53t	22/222	54.2
Opponents	339	156	2,170	46.0	6.40	12	3.5	24	7.1	53	25/203	49.4

1972 Regular Season Results (10-4)

Coach: Nick Skorich
Top Draft Choice: DB Thom Darden
1972 USUAL STARTING LINEUPS

Offense
 WR 43 Far Hooker
 LT 73 Doug Dieken
 LG 66 Gene Hickerson
 C 61 B. DeMarco, 54 F. Hoaglin
 RG 65 J. DeMarie, 68 B. Pena
 RT 78 B. McKay, 65 J. DeMarie
 TE 89 Milt Morin
 WR 25 F. Pitts, 85 P. Staroba
 QB 15 M. Phipps, 16 B. Nelsen
 RB 44 Leroy Kelly
 RB 35 Bo Scott

Defense
 LDE 87 R. Jackson, 81 N. Roman
 LDT 71 Walter Johnson
 RDT 72 Jerry Sherk
 RDE 84 B. Briggs, 81 N. Roman
 LLB 59 Charlie Hall
 MLB 51 D. Lindsey, 82 J. Houston
 RLB 52 B. Andrews, 50 J. Garlington
 LCB 22 Clarence Scott
 RCB 28 Ben Davis
 SS 27 T. Darden, 34 M. Howell
 FS 29 W. Sumner, 27 T. Darden

Radio Announcers:
 Gib Shanley, Jim Graner (WHK 1420 AM)

Avg. Per Game	264.9	290.6	Hooker, Fair	32	441	13.8	43	2
Total Plays	817	868	Morin, Milt	30	540	18.0	36	1
Avg. Per Play	4.5	4.7	Kelly, Leroy	23	204	8.9	28	1
Net Yards Rushing	1,793	2,333	Scott, Bo	23	172	7.5	30	0
Avg. Per Game	128.1	166.6	Brown, Ken	5	64	12.8	19	0
Total Rushes	453	520	Glass, Chip	5	61	12.2	24	0
Net Yards Passing	1,916	1,736	Cornell, Bo	2	7	3.5	5	0
Avg. Per Game	136.9	124.0	Staroba, Paul	1	19	19.0	19	1
Sacked/Yards Lost	27/219	38/258	Richardson, Gloster	1	7	7.0	7	0
Gross Yards	2,135	1,994	Browns	158	2,135	13.5	80t	13
Attempts/Completions	337/158	310/160	Opponents	160	1,994	12.5	80t	14
Completion Pct.	46.9%	51.6%	Interceptions	No	Yds	Avg	LG	TD
Had Intercepted	19	13	Darden, Thom	3	64	21.3	20	0
Punts/Avg.	81/43.2	74/40.9	Davis, Ben	3	10	3.3	10	0
Net Punting Avg.	81/38.8	74/38.0	Roman, Nick	1	36	36.0	36t	1
Penalties/Yards Lost	57/536	63/557	Briggs, Bob	1	16	16.0	16	0
Fumbles/Ball Lost	21/9	39/16	Hall, Charlie	1	12	12.0	12	0
Touchdowns	29	27	Garlington, John	1	10	10.0	10	0
Rushing	13	13	Andrews, Billy	1	4	4.0	4	0
Passing	13	14	Johnson, Walter	1	1	1.0	1	0
Returns	3	0	Howell, Mike	1	1	1.0	1	0

Score By Periods	1st	2nd	3rd	4th	OT	Tot.
Browns	39	95	46	88	0	- 268
Opponents	61	57	72	59	0	- 249

Scoring	Ru	Pa	Rt	Df	PAT	2Ru	2Pa	FG	Sal	TP
Cockroft, Don	0	0	0	0	28/29	0	0	22/27	0	94
Pitts, Frank	0	8	0	0	0/0	0	0	0/0	0	48
Kelly, Leroy	4	1	0	0	0/0	0	0	0/0	0	30
Phipps, Mike	5	0	0	0	0/0	0	0	0/0	0	30
Hooker, Fair	0	2	0	0	0/0	0	0	0/0	0	12
Scott, Bo	2	0	0	0	0/0	0	0	0/0	0	12
Brown, Ken	2	0	0	0	0/0	0	0	0/0	0	12
Morin, Milt	0	1	0	0	0/0	0	0	0/0	0	6
Staroba, Paul	0	1	0	0	0/0	0	0	0/0	0	6
Briggs, Bob	0	0	1	0	0/0	0	0	0/0	0	6
Roman, Nick	0	0	1	0	0/0	0	0	0/0	0	6
Scott, Clarence	0	0	1	0	0/0	0	0	0/0	0	6
Browns	13	13	3	0	28/29	0	0	22/27	0	268
Opponents	13	14	0	0	27/27	0	0	20/29	0	249

Punting	No	Yds	Avg	In20	TD	LG	Bk
Cockroft, Don	81	3,498	43.2	0	4	65	0
Browns	81	3,498	43.2	0	4	65	0
Opponents	74	3,023	40.9	0	7	60	0

Punt Returns	No	FC	Yds	Avg	LG	TD
Majors, Bobby	16	6	96	6.0	41	0
Darden, Thom	15	7	71	4.7	37	0
Kelly, Leroy	5	3	40	8.0	14	0
Sumner, Walt	1	2	14	14.0	14	0
Browns	37	18	221	6.0	41	0
Opponents	46	21	357	7.8	60	0

Kickoff Returns	No	Yds	Avg	LG	TD
Brown, Ken	20	473	23.6	47	0
Majors, Bobby	10	222	22.2	40	0
Lefear, Billy	6	138	23.0	29	0
Morrison, Reece	3	67	22.3	32	0
Johnson, Walter	2	33	16.5	24	0
Browns	41	933	22.8	47	0
Opponents	50	1,198	24.0	66	0

Field Goals	1-19	20-29	30-39	40-49	50+	Tot.
Cockroft, Don	5/5	7/8	7/8	2/5	1/1	22/27
Lefear, Billy	5/5	7/8	7/8	2/5	1/1	22/27
Opponents	6/7	2/5	7/9	5/7	0/1	20/29

Date	Result	Opponent	Att.
09/17	L 10-26	Green Bay Packers	75,771
09/24	W 27-17	at Philadelphia Eagles	65,720
10/01	W 27-6	Cincinnati Bengals	81,564
10/08	L 7-31	Kansas City Chiefs	83,819
10/15	L 0-17	Chicago Bears	72,339
10/22	W 23-17	at Houston Oilers	38,113
10/29	W 27-20	at Denver Broncos	51,656
11/05	W 20-0	Houston Oilers	61,985
11/13	W 21-17	at San Diego Chargers	54,205
11/19	W 26-24	Pittsburgh Steelers	83,009
11/26	W 27-10	Buffalo Bills	70,104
12/03	L 0-30	at Pittsburgh Steelers	50,350
12/09	W 27-24	at Cincinnati Bengals	59,524
12/17	W 26-10	at New York Jets	62,614
Playoff			
12/24	L 14-20	at Miami Dolphins	78,196

Team Statistics	Browns	Opponent
Total First Downs	215	240
Rushing	102	130
Passing	101	89
Penalty	12	21
Total Net Yards	3,709	4,069

Receiving	No	Yds	Avg	LG	TD
Pitts, Frank	36	620	17.2	80t	8

Passing	Att	Cmp	Yds	Pct.	Av/At	TD	TD%	Int	Int%	LG	Thld	Rating
Phipps, Mike	305	144	1,994	47.2	6.54	13	4.3	16	5.2	80t	23/183	61.0
Nelsen, Bill	31	14	141	45.2	4.55	0	0.0	3	9.7	26	3/29	19.1
Kelly, Leroy	1	0	0	0.0	0.00	0	0.0	0	0.0	0	1/7	39.6
Browns	337	158	2,135	46.9	6.34	13	3.9	19	5.6	80t	27/219	56.9
Opponents	310	160	1,994	51.6	6.43	14	4.5	13	4.2	80t	38/258	69.5

YEAR BY YEAR

1973 Regular Season Results (7-5-2)

Coach: Nick Skorich

Top Draft Choice: WR Steve Holden

1973 USUAL STARTING LINEUPS

Offense

WR	43	F. Hooker, 42 G. Richardson
LT	73	Doug Dieken
LG	66	Gene Hickerson
C	61	B. DeMarco, 64 J. Copeland
RG	65	John DeMarie
RT	78	Bob McKay
TE	89	M. Morin, 83 C. Glass
WR	25	F. Pitts, 42 G. Richardson
QB	15	Mike Phipps
RB	44	L. Kelly, 26 B. Lefear
RB	30	Ken Brown

Defense

LDE	80	Joe Jones
LDT	71	Walter Johnson
RDT	72	Jerry Sherk
FDE	81	Nick Roman
LLB	59	Charlie Hall
MLB	60	B. Babich, 52 B. Andrews
RLB	50	John Garlington
LCB	22	Clarence Scott
RCB	28	B. Davis, 23 C. Brooks
SS	29	W. Sumner, 21 V. Green
FS	27	T. Darden, 21 V. Green

Radio Announcers:

Gib Shanley, Jim Graner (WHK 1420 AM)

Avg. Per Game	238.6	273.4	Morin, Milt	26	417	16.0	51t	1										
Total Plays	859	854	Brown, Ken	22	187	8.5	46	0										
Avg. Per Play	3.9	4.5	Hooker, Fair	18	196	10.9	26	2										
Net Yards Rushing	1,968	2,091	Kelly, Leroy	15	180	12.0	36	0										
Avg. Per Game	140.6	149.4	Richardson, Gloster	12	175	14.6	32	1										
Total Rushes	506	513	Pruitt, Greg	9	110	12.2	42	1										
Net Yards Passing	1,373	1,736	Scott, Bo	6	23	3.8	9	1										
Avg. Per Game	98.1	124.0	Lefear, Billy	5	38	7.6	13	0										
Sacked/Yards Lost	45/368	29/248	Holden, Steve	3	27	9.0	17	0										
Gross Yards	1,741	1,984	McKinnis, Hugh	3	11	3.7	12	0										
Attempts/Completions	308/152	312/144	Glass, Chip	2	60	30.0	47	0										
Completion Pct.	49.4%	46.2%	Browns	152	1,741	11.5	51t	10										
Had Intercepted	20	12	Opponents	144	1,984	13.8	70t	16										
Punts/Avg.	82/40.5	78/40.4	Interceptions	No	Yds	Avg	LG	TD										
Net Punting Avg.	82/37.1	78/36.4	Scott, Clarence	5	71	14.2	45t	1										
Penalties/Yards Lost	70/620	79/738	Davis, Ben	2	33	16.5	20	0										
Fumbles/Ball Lost	34/17	21/9	Sumner, Walt	2	4	2.0	4	0										
Touchdowns	24	24	Babich, Bob	1	48	48.0	48	0										
Rushing	12	7	Darden, Thom	1	36	36.0	36	0										
Passing	10	16	Garlington, John	1	10	10.0	10	0										
Returns	2	1	Browns	12	202	16.8	48	1										
Score By Periods	1st	2nd	3rd	4th	OT	Tot.	Opponents	20	21	13.6	39	0						
Browns	58	63	46	67	0	- 234	Punting	No	Yds	Avg	In20	TB	LG	Bk				
Opponents	50	76	69	60	0	- 255	Cockroft, Don	82	3,321	40.5	0	3	71	1				
Scoring	Ru	Pa	ft	D	PAT	2Ru	2Pa	FG	Saf	P	FC	Yds	Avg	LG	TD			
Cockroft, Don	0	0	0	0	24/24	0	0	22/31	0	90	Browns	82	3,321	40.5	0	3	71	1
Pruitt, Greg	4	1	0	0	0/0	0	0	0/0	0	30	Opponents	78	3,151	40.4	0	5	63	0
Phipps, Mike	5	0	0	0	0/0	0	0	0/0	0	30	Punt Returns	No	FC	Yds	Avg	LG	TD	
Pitts, Frank	0	4	0	0	0/0	0	0	0/0	0	24	Pruitt, Greg	16	3	180	11.3	46	0	
Kelly, Leroy	3	0	0	0	0/0	0	0	0/0	0	18	Darden, Thom	9	10	51	5.7	11	0	
Hooker, Fair	0	2	0	0	0/0	0	0	0/0	0	12	Lefear, Billy	7	2	51	7.3	19	0	
Morin, Milt	0	1	0	0	0/0	0	0	0/0	0	6	Holden, Steve	2	0	19	9.5	19	0	
Richardson, G.	0	1	0	0	0/0	0	0	0/0	0	6	Kelly, Leroy	1	0	7	7.0	7	0	
Scott, Bo	0	1	0	0	0/0	0	0	0/0	0	6	Hall, Charlie	1	0	0	0.0	0	0	
Scott, Clarence	0	1	0	0	0/0	0	0	0/0	0	6	Browns	36	15	308	8.6	46	0	
Green, Van	0	1	0	0	0/0	0	0	0/0	0	6	Opponents	44	19	280	6.4	48	0	
Browns	12	10	2	0	24/24	0	0	22/31	0	234	Kickoff Returns	No	Yds	Avg	LG	TD		
Opponents	7	16	1	0	24/24	0	0	29/46	0	255	Pruitt, Greg	16	453	28.3	54	0		
Rushing	No	Yds	Avg	LG	TD	Lefear, Billy	15	337	22.5	59	0							
Brown, Ken	161	537	3.3	17	0	Holden, Steve	8	172	21.5	29	0							
Kelly, Leroy	132	389	2.9	19	3	Long, Mel	6	87	14.5	38	0							
Pruitt, Greg	61	369	6.0	65t	4	Romaniszyn, Jim	2	21	10.5	16	0							
Phipps, Mike	60	395	6.6	27	5	Dieken, Doug	2	14	7.0	9	0							
Scott, Bo	34	79	2.3	20	0	Browns	49	1,084	22.1	59	0							
McKinnis, Hugh	28	77	2.8	12	0	Opponents	48	1,165	24.3	58	0							
Lefear, Billy	26	135	5.2	43	0	Field Goals	1-19	20-29	30-39	40-49	50+	Tot.						
Richardson, Gloster	3	-10	-3.3	4	0	Cockroft, Don	4/4	7/8	4/7	7/11	0/1	22/31						
Cockroft, Don	1	-3	-3.0	-3	0	Browns	4/4	7/8	4/7	7/11	0/1	22/31						
Browns	506	1,968	3.9	65t	12	Opponents	11/11	8/9	4/9	6/15	0/2	29/46						
Opponents	513	2,091	4.1	70	7	Receiving	No	Yds	Avg	LG	TD							
Receiving	No	Yds	Avg	LG	TD	Pitts, Frank	31	317	10.2	26t	4							

Date	Result	Opponent	Att.
09/16	W 24-14	Baltimore Colts	74,303
09/23	L 6-33	at Pittsburgh Steelers	49,396
09/30	W 12-10	New York Giants	76,065
10/07	W 17-10	Cincinnati Bengals	70,805
10/15	L 9-17	Miami Dolphins	72,070
10/21	W 42-13	Houston Oilers	61,146
10/28	T 16-16	San Diego Chargers	68,244
11/04	L 3-26	at Minnesota Vikings	45,590
11/11	W 23-13	at Houston Oilers	37,230
11/18	W 7-3	at Oakland Raiders	47,398
11/25	W 21-16	Pittsburgh Steelers	67,773
12/02	T 20-20	at Kansas City Chiefs	70,296
12/09	L 17-34	at Cincinnati Bengals	58,266
12/16	L 17-30	at Los Angeles Rams	73,948

Team Statistics	Browns	Opponent
Total First Downs	200	196
Rushing	107	102
Passing	79	79
Penalty	14	15
3rd Down: Made/Att	61/190	62/205
3rd Down Pct.	32.1%	30.2%
Total Net Yards	3,341	3,827

Passing	Att	Cmp	Yds	Pct	Av/At	TD	TD%	Int	Int%	LG	Thld	Rating
Phipps, Mike	299	148	1,719	49.5	5.75	9	3.0	20	6.7	51t	44/362	49.4
Horn, Don	8	4	22	50.0	2.75	1	12.5	0	0.0	12	1/6	95.8
Pruitt, Greg	1	0	0	0.0	0.00	0	0.0	0	0.0	0	0/0	39.6
Browns	308	152	1,741	49.4	5.65	10	3.2	20	6.5	51t	45/368	50.5
Opponents	312	144	1,984	46.2	6.36	16	5.1	12	3.8	70t	29/248	68.1

YEAR BY YEAR

1974 Regular Season Results (4-10)

Coach: Nick Skorich

Top Draft Choice: OT Billy Corbett

1974 USUAL STARTING LINEUPS

Offense

WR	43	F. Hooker, 83 J. Dunbar
LT	73	Doug Dieken
LG	69	P. Adams, 78 B. McKay
C	61	B. DeMarco
RG	65	J. DeMarie, 62 G. Holloway
RT	79	G. Sullivan, 78 B. McKay
TE	89	M. Morin, 84 J. Thaxton
WR	88	S. Holden, 42 G. Richardson
QB	15	M. Phipps, 17 B. Sipe
RB	30	K. Brown, 34 G. Pruitt
RB	34	G. Pruitt, 37 H. McKinnis

Defense

LDE	81	N. Roman, 74 C. Banisich
LDT	71	Water Johnson
RDT	72	Jerry Sherk
RDE	66	M. Seifert, 81 N. Roman
LLB	59	Charlie Hall
MLB	60	Bob Babich
RLB	50	John Garlington
LCB	22	Clarence Scott
RCB	21	V. Green, 23 C. Brooks
SS	21	V. Green, 29 W. Sumner
FS	27	T. Darden, 28 E. Brown

Radio Announcers:

Gib Shanley, Jim Graner (WHK 1420 AM)

Total Plays	876	890	Holden, Steve	30	452	15.1	53	3
Avg. Per Play	4.2	5.0	Brown, Ken	29	194	6.7	19	2
Net Yards Rushing	1,924	2,415	Monn, Milt	27	330	12.2	32	3
Avg. Per Game	137.4	172.5	Pruitt, Greg	21	274	13.0	43	1
Total Rushes	461	555	Richardson, Glosier	9	266	29.6	60t	2
Net Yards Passing	1,727	2,025	Scott, Bo	7	22	3.1	13	0
Avg. Per Game	123.4	144.6	Dunbar, Jubilee	6	74	12.3	25	0
Sacked/Yards Lost	48/402	28/234	Sullivan, Dave	5	92	18.4	37	0
Gross Yards	2,129	2,259	Thaxton, Jim	4	71	17.8	34	0
Attempts/Completions	367/179	308/139	Hooker, Fair	4	48	12.0	17	1
Completion Pct.	48.8%	45.1%	Lefear, Billy	4	21	5.3	8	0
Had Intercepted	24	24	Green, Van	1	27	27.0	27	0
Punts/Avg.	90/40.5	76/38.0	Browns	179	2,129	11.9	60t	12
Net Punting Avg.	90/32.6	76/31.1	Opponents	139	2,259	16.3	75t	22
Penalties/Yards Lost	78/767	81/731	Interceptions	No	Yds	Avg	LG	TD
Fumbles/Ball Lost	34/15	31/16	Darden, Thom	8	105	13.1	31	0
Touchdowns	30	43	Scott, Clarence	4	42	10.5	25	0
Rushing	14	17	Hall, Charlie	3	54	18.0	29t	1
Passing	12	22	Green, Van	2	56	28.0	36t	1
Returns	4	4	Garlington, John	2	33	16.5	28	0

Score By Periods	1st	2nd	3rd	4th	OT	Tot.
Browns	61	60	57	73	0	- 251
Opponents	62	103	116	63	0	- 344

Scoring	Ru	Pa	Rt	DI	PAT	2Ru	2Pa	FG	Saf	TP
Cockroft, Don	0	0	0	0	29/30	0	0	14/16	0	71
Brown, Ken	3	2	0	0	0	0	0	0/0	0	36
Pruitt, Greg	3	1	1	0	0	0	0	0/0	0	30
Sipe, Brian	4	0	0	0	0	0	0	0/0	0	24
Morin, Milt	0	3	0	0	0	0	0	0/0	0	18
Holden, Steve	0	3	0	0	0	0	0	0/0	0	18
Richardson, G.	0	2	0	0	0	0	0	0/0	0	12
McKinnis, Hugh	2	0	0	0	0	0	0	0/0	0	12
Hall, Charlie	0	0	1	0	0	0	0	0/0	0	6
Hooker, Fair	0	1	0	0	0	0	0	0/0	0	6
Darden, Thom	0	0	1	0	0	0	0	0/0	0	6
Green, Van	0	0	1	0	0	0	0	0/0	0	6
Phipps, Mike	1	0	0	0	0	0	0	0/0	0	6
Browns	13	12	4	0	29/30	0	0	14/16	0	251
Opponents	15	22	4	0	38/43	0	0	14/23	3	344

Scoring	No	Yds	Avg	In20	TD	LG	Bk
Cockroft, Don	90	3,643	40.5	0	11	64	0
Browns	90	3,643	40.5	0	11	64	0
Opponents	76	2,885	38.0	0	3	56	0

Punting	No	Yds	Avg	In20	TD	LG	Bk
Cockroft, Don	90	3,643	40.5	0	11	64	0
Browns	90	3,643	40.5	0	11	64	0
Opponents	76	2,885	38.0	0	3	56	0

Punt Returns	No	FC	Yds	Avg	LG	TD
Pruitt, Greg	27	0	349	12.9	72	0
Darden, Thom	21	0	173	8.2	45	0
Lefear, Billy	2	0	1	0.5	1	0
Brown, Eddie	2	1	0	0.0	0	0
Browns	52	1	523	10.1	72	0
Opponents	68	5	705	10.4	62t	1

Kickoff Returns	No	Yds	Avg	LG	TD
Lefear, Billy	26	574	22.1	41	0
Pruitt, Greg	22	606	27.5	88t	1
Brown, Eddie	6	138	23.0	36	0
Romaniszyn, Jim	5	48	9.6	17	0
Brown, Ken	1	9	9.0	9	0
Browns	60	1,375	22.9	88t	1
Opponents	55	1,345	24.5	94t	1

Field Goals	1-19	20-29	30-39	40-49	50+	Tot.
Cockroft, Don	1/1	7/7	3/3	3/4	0/1	14/16
Opponents	1/1	3/3	6/7	4/8	0/4	14/23

Date	Result	Opponent	Att.
09/15	L 7-33	at Cincinnati Bengals	53,113
09/22	W 20-7	Houston Oilers	58,988
09/29	L 7-29	at St. Louis Cardinals	43,472
10/06	L 24-40	Oakland Raiders	65,247
10/13	L 24-34	Cincinnati Bengals	70,897
10/20	L 16-20	at Pittsburgh Steelers	48,100
10/27	W 23-21	Denver Broncos	60,478
11/03	L 35-36	at San Diego Chargers	36,631
11/10	W 21-14	at New England Patriots	61,279
11/17	L 16-26	Pittsburgh Steelers	77,739
11/24	L 10-15	Buffalo Bills	66,504
12/01	W 7-0	San Francisco 49ers	24,559
12/07	L 17-41	at Dallas Cowboys	48,754
12/15	L 24-28	at Houston Oilers	37,910

Team Statistics	Browns	Opponent
Total First Downs	223	247
Rushing	104	126
Passing	92	95
Penalty	27	26
3rd Down: Made/Att	67/196	74/193
3rd Down Pct.	34.2%	38.3%
Total Net Yards	3,651	4,440
Avg. Per Game	260.8	317.1

Rushing	No	Yds	Avg	LG	TD
Pruitt, Greg	126	540	4.3	54	3
Brown, Ken	125	458	3.7	27	4
McKinnis, Hugh	124	519	4.2	44t	2
Phipps, Mike	39	279	7.2	19	1
Scott, Bo	23	86	3.7	20	0
Sipe, Brian	16	44	2.8	17	4
Lefear, Billy	6	2	0.3	4	0
Holden, Steve	1	6	6.0	6	0
Thaxton, Jim	1	-10	-10.0	-10	0
Browns	461	1,924	4.2	54	14
Opponents	555	2,415	4.4	54	17

Receiving	No	Yds	Avg	LG	TD
McKinnis, Hugh	32	258	8.1	55	0

Passing	Att	Cmp	Yds	Pct	Av/At	TD	TD%	Int	Int%	LG	Tkld	Rating
Phipps, Mike	256	117	1,384	45.7	5.41	9	3.5	17	6.6	55	33/280	46.7
Sipe, Brian	108	59	603	54.6	5.58	1	0.9	7	6.5	37	15/122	47.0
Pruitt, Greg	2	2	115	100.0	57.50	2	100.0	0	0.0	60t	0/0	158.3
Cockroft, Don	1	1	27	100.0	27.00	0	0.0	0	0.0	27	0/0	118.8
Browns	367	179	2,129	48.8	5.80	12	3.3	24	6.5	60t	48/402	50.6
Opponents	308	139	2,259	45.1	7.33	22	7.1	24	7.8	75t	28/234	61.6

YEAR BY YEAR

1975 Regular Season Results (3-11)

Coach: Forrest Gregg

Top Draft Choice: DE Mack Mitchell

1975 USUAL STARTING LINEUPS

Offense	
WR 33	Reggie Rucker
LT 73	Doug Dieken
LG 67	Chuck Hutchison
C 54	T. DeLeone, 65 J. DeMarie
RG 78	B. McKay, 68 R. Jackson
RT 79	G. Sullivan, 63 B. Darrow
TE 81	O. Roan, 89 M. Morin
WR 88	S. Holden, 80 W. Miller
QB 15	M. Phipps, 17 B. Sipe
RB 34	Greg Pruitt
RB 39	B. Pritchett, 37 H. McKinnis

Defense	
LDE 77	Ron East
LDT 71	W. Johnson, 74 C. Barisich
RDT 72	Jerry Sherk
RDE 70	Mack Mitchell
LLB 59	Charlie Hall
MLB 52	D. Ambrose, 60 B. Babich
RLB 50	J. Garlington, 60 B. Babich
LCB 22	Clarence Scott
RCB 20	Tony Peters
SS 24	P. Athas, 21 V. Green
FS 42	N. Craig, 21 V. Green

Radio Announcers:
Gib Shanley, Jim Mueller (WHK 1420 AM)

Date	Result	Opponent	Att.
09/21	L 17-24	at Cincinnati Bengals	52,874
09/28	L 10-42	Minnesota Vikings	68,064
10/05	L 6-42	Pittsburgh Steelers	73,595
10/12	L 10-40	Houston Oilers	46,531
10/19	L 15-16	at Denver Broncos	52,590
10/26	L 7-23	Washington Redskins	56,702
11/02	L 7-21	at Baltimore Colts	35,235
11/09	L 10-21	at Detroit Lions	75,283
11/16	L 17-38	at Oakland Raiders	50,461
11/23	W 35-23	Cincinnati Bengals	56,427
11/30	W 17-16	New Orleans Saints	44,753
12/07	L 17-31	at Pittsburgh Steelers	47,962
12/14	W 40-14	Kansas City Chiefs	44,368
12/21	L 10-21	at Houston Oilers	43,770

Team Statistics	Browns	Opponent
Total First Downs	247	274
Rushing	109	124
Passing	114	125
Penalty	24	25
3rd Down: Made/Att	78/210	96/213
3rd Down Pct.	37.1%	45.1%
Total Net Yards	3,807	4,621
Avg. Per Game	271.9	330.1
Total Plays	915	939
Avg. Per Play	4.2	4.9
Net Yards Rushing	1,850	2,032
Avg. Per Game	132.1	145.1

Total Rushes	440	544	Brown, Ken	2	23	11.5	17	0
Net Yards Passing	1,957	2,589	Miller, Cleo	2	20	10.0	10	0
Avg. Per Game	139.8	184.9	Morin, Milt	1	19	19.0	19	0
Sacked/Yards Lost	38/340	34/300	Lefear, Billy	1	14	14.0	14	0
Gross Yards	2,297	2,889	Parris, Gary	1	12	12.0	12	0
Attempts/Completions	437/220	361/202	Pooler, Larry	1	5	5.0	5	0
Completion Pct.	50.3%	56.0%	Craig, Neal	1	1	1.0	1	0
Had Intercepted	23	10	Green, Van	1	-1	-1.0	-1	0
Punts/Avg.	82/40.5	73/38.5	Browns	220	2,297	10.4	48	7
Net Punting Avg.	82/34.7	73/34.5	Opponents	202	2,889	14.3	75t	25
Penalties/Yards Lost	85/851	88/729	Interceptions	No	Yds	Avg	LG	TD
Fumbles/Ball Lost	35/14	26/16	Hall, Charlie	2	28	14.0	19	0
Touchdowns	24	48	Scott, Clarence	2	4	2.0	4	0
Rushing	14	21	Hill, Jim	1	56	56.0	56t	1
Passing	7	25	Graf, Dave	1	19	19.0	19	0
Returns	3	2	Pitts, John	1	0	0.0	0	0

Score By Periods	1st	2nd	3rd	4th	OT	Tot.
Browns	32	42	59	85	0	- 218
Opponents	92	119	60	101	0	- 372

Scoring	Ru	Pa	Rt	OT	PAT	2Ru	2Pa	FG	Saf	Tot.	
Cockroft, Don	0	0	0	0	21	24	0	0	17	23	0
Pruitt, Greg	8	1	0	0	0	0	0	0	0	54	0
McKinnis, Hugh	4	0	0	0	0	0	0	0	0	24	0
Roan, Oscar	0	3	0	0	0	0	0	0	0	18	0
Rucker, Reggie	0	3	0	0	0	0	0	0	0	18	0
Miller, Willie	0	0	1	0	0	0	0	0	0	6	0
Hill, Charlie	0	0	1	0	0	0	0	0	0	6	0
Hill, Jim	0	0	1	0	0	0	0	0	0	6	0
Brown, Ken	1	0	0	0	0	0	0	0	0	6	0
Miller, Cleo	1	0	0	0	0	0	0	0	0	6	0
East, Ron	0	0	0	0	0	0	0	0	0	1	2
Browns	14	7	3	0	21	24	0	0	17	23	1
Opponents	21	25	2	0	45	48	0	13	21	0	372

Rushing	No	Yds	Avg	LG	TD
Pruitt, Greg	217	1,067	4.9	50	8
Pritchett, Billy	75	199	2.7	19	0
McKinnis, Hugh	71	259	3.6	14	4
Phipps, Mike	18	70	3.9	12	0
Pooler, Larry	17	114	6.7	26	0
Brown, Ken	16	45	2.8	8	1
Sipe, Brian	9	60	6.7	21	0
Hynoski, Henry	7	38	5.4	11	0
Miller, Cleo	6	3	0.5	6	1
Holden, Steve	2	-4	-2.0	0	0
Curetton, Will	1	1	1.0	1	0
Miller, Willie	1	-2	-2.0	-2	0
Browns	440	1,850	4.2	50	14
Opponents	544	2,032	3.7	41	21

Receiving	No	Yds	Avg	LG	TD
Rucker, Reggie	60	770	12.8	40t	3
Pruitt, Greg	44	299	6.8	48	1
Roan, Oscar	41	463	11.3	31	3
Holden, Steve	21	320	15.2	28	0
McKinnis, Hugh	17	155	9.1	20	0
Pritchett, Billy	16	109	6.8	18	0
Miller, Willie	7	57	8.1	17	0
Hynoski, Henry	4	31	7.8	15	0

Kickoff Returns	No	Yds	Avg	LG	TD
Pruitt, Greg	14	302	21.6	40	0
Lefear, Billy	13	412	31.7	92	0
Hynoski, Henry	8	194	24.3	37	0
Brown, Ken	7	126	18.0	29	0
Brown, Eddie	6	126	21.0	27	0
Athas, Pete	6	95	15.8	23	0
Miller, Willie	4	94	23.5	38	0
Miller, Cleo	3	70	23.3	31	0
McKinnis, Hugh	3	39	13.0	16	0
Pooler, Larry	2	65	32.5	40	0
Ambrose, Dick	1	3	3.0	3	0
Browns	67	1,526	22.8	92	0
Opponents	48	1,278	26.6	81t	1

Field Goals	1-19	20-29	30-39	40-49	50+	Tot.
Cockroft, Don	1/1	7/9	4/6	5/5	0/2	17/23
Browns	1/1	7/9	4/6	5/5	0/2	17/23
Opponents	0/0	6/8	3/5	3/6	1/2	13/21

Passing	Att	Cmp	Yds	Pct	Av/At	TD	TD%	Int	Int%	LG	Tkld	Rating
Phipps, Mike	313	162	1,749	51.8	5.59	4	1.3	19	6.1	48	28/261	47.5
Sipe, Brian	88	45	427	51.1	4.85	1	1.1	3	3.4	22	8/58	54.5
Curetton, Will	32	10	95	31.3	2.97	1	3.1	1	3.1	16	2/21	38.0
Miller, Willie	1	1	26	100.0	26.00	1	100.0	0	0.0	26t	0/0	158.3
Cockroft, Don	2	2	2	100.0	1.00	0	0.0	0	0.0	1	0/0	79.2
Hynoski, Henry	1	0	0	0.0	0.00	0	0.0	0	0.0	0	0/0	39.6
Browns	437	220	2,299	50.3	5.26	7	1.6	23	5.3	48	38/340	49.4
Opponents	361	202	2,889	56.0	8.00	25	6.9	10	2.8	75t	34/300	93.6

1976 Regular Season Results (9-5)

Coach: Forrest Gregg

Top Draft Choice: HB Mike Pruitt

1976 USUAL STARTING LINEUPS

Offense

WR	42	Paul Warfield
LT	73	Doug Dieken
LG	69	P. Adams, 65 H. Sheppard
C	54	Tom DeLeone
RG	68	Robert E. Jackson
RT	63	Barry Darrow
TE	81	O. Roan, 84 G. Parris
WR	33	Reggie Rucker
QB	17	B. Sipe, 15 M. Phipps
RB	34	G. Pruitt, 35 L. Poole
RB	30	C. Miller, 43 M. Pruitt

Defense

LDE	64	Joe Jones
LDT	71	Walter Johnson
RDT	72	Jerry Sherk
RDE	70	M. Mitchell, 74 M. St. Clair
LLB	59	Charlie Hall
MLB	60	B. Babich, 52 D. Ambrose
RLB	86	Gerald Irons
LCB	22	Clarence Scott
RCB	28	R. Bolton, 20 T. Peters
SS	49	N. Craig, 24 T. Brown
FS	27	Thom Darden

Radio Announcers:

Gib Shanley, Jim Mueller (WHK 1420 AM)

Net Yards Rushing	2,295	1,761	Warfield, Paul	38	613	16.1	37t	6
Avg. Per Game	163.9	125.8	Miller, Cleo	16	145	9.1	38	0
Total Rushes	533	445	Roan, Oscar	15	174	11.6	23t	4
Net Yards Passing	2,247	2,032	Poole, Larry	14	70	5.0	21	0
Avg. Per Game	160.5	145.1	Holden, Steve	8	128	16.0	26t	1
Sacked/Yards Lost	19/152	30/321	Pruitt, Mike	8	26	3.3	15	0
Good Yards	2,399	2,353	Duncan, Brian	6	49	8.2	17	1
Attempts/Completions	373/209	392/225	Logan, Dave	5	104	20.8	52	0
Completion Pct.	56.0%	57.4%	Parris, Gary	5	73	14.6	15	0
Had Intercepted	15	21	Browns	209	2,399	11.5	52	21
Punts/Avg.	66/39.1	71/37.3	Opponents	225	2,353	10.5	69t	18
Net Punting Avg.	66/31.2	71/32.1						

Penalties/Yards Lost	107/1,037	89/711	Interceptions	No	Yds	Avg	LG	TD
Fumbles/Ball Lost	46/22	24/11	Darden, Thom	7	73	10.4	21	0
Touchdowns	32	37	Scott, Clarence	4	11	2.8	5	0
Rushing	9	15	Bolton, Ron	3	76	25.3	39	1
Passing	21	18	Babich, Bob	2	29	14.5	21	0
Returns	2	4	Brown, Terry	1	24	24.0	24	0
			Hall, Charlie	1	12	12.0	12	0
			Craig, Neal	1	8	8.0	8	0
			Irons, Gerald	1	1	1.0	1	0
			Sherk, Jerry	1	0	0.0	0	0
			Browns	21	234	11.1	39	1
			Opponents	15	123	8.2	34	0

Score By Periods	1st	2nd	3rd	4th	OT	Tot.
Browns	53	92	56	66	0	- 267
Opponents	62	83	66	76	0	- 287

Scoring	Ru	Pa	RI	DI	PAT	2Ru	2Pa	FG	Sa	F	TP
Cockroft, Don	0	0	0	0	27/30	0	0	15/28	0	72	
Rucker, Reggie	0	8	0	0	0/0	0	0	0/0	0	48	
Warfield, Paul	0	6	0	0	0/0	0	0	0/0	0	36	
Pruitt, Greg	4	1	0	0	0/0	0	0	0/0	0	30	
Roan, Oscar	0	4	0	0	0/0	0	0	0/0	0	24	
Miller, Cleo	4	0	0	0	0/0	0	0	0/0	0	24	
Holden, Steve	0	1	0	0	0/0	0	0	0/0	0	6	
Jones, Joe	0	0	1	0	0/0	0	0	0/0	0	6	
Poole, Larry	1	0	0	0	0/0	0	0	0/0	0	6	
Duncan, Brian	0	1	0	0	0/0	0	0	0/0	0	6	
Bolton, Ron	0	0	1	0	0/0	0	0	0/0	0	6	
Johnson, Walter	0	0	0	0	0/0	0	0	0/0	1	2	
Sipe, Brian	0	0	0	0	1/1	0	0	0/0	0	1	
Team, Stat	0	0	0	0	0/1	0	0	0/0	0	0	
Browns	9	21	2	0	28/32	0	0	15/28	1	267	
Opponents	15	18	4	0	32/37	0	0	11/19	0	287	

Rushing	No	Yds	Avg	LG	TD
Pruitt, Greg	209	1,000	4.8	64	4
Miller, Cleo	153	613	4.0	21	4
Poole, Larry	78	356	4.6	26	1
Pruitt, Mike	52	138	2.7	18	0
Sipe, Brian	18	71	3.9	17	0
Duncan, Brian	11	44	4.0	11	0
Mays, Dave	5	14	2.8	6	0
Phipps, Mike	4	26	6.5	24	0
Rucker, Reggie	2	30	15.0	27	0
Warfield, Paul	1	3	3.0	3	0
Browns	533	2,295	4.3	64	9
Opponents	445	1,761	4.0	59	15

Receiving	No	Yds	Avg	LG	TD
Rucker, Reggie	49	676	13.8	45	8
Pruitt, Greg	45	341	7.6	27	1

Punting	No	Yds	Avg	In20	TB	LG	Blk
Cockroft, Don	64	2,487	38.9	8	4	51	3
Mays, Dave	2	91	45.5	1	0	54	0
Browns	66	2,578	39.1	9	4	54	3
Opponents	71	2,650	37.3	14	0	59	0

Punt Returns	No	FC	Yds	Avg	LG	TD
Holden, Steve	31	2	205	6.6	38	0
Feacher, Ricky	14	1	142	10.1	49	0
Miller, Willie	5	0	22	4.4	8	0
Browns	50	3	369	7.4	49	0
Opponents	45	8	517	11.5	73t	2

Kickoff Returns	No	Yds	Avg	LG	TD
Holden, Steve	19	461	24.3	44	0
Feacher, Ricky	14	311	22.2	33	0
Duncan, Brian	6	145	24.2	27	0
Pruitt, Mike	6	106	17.7	30	0
Poole, Larry	3	62	20.7	21	0
Pruitt, Greg	1	27	27.0	27	0
Miller, Cleo	1	23	23.0	23	0
Jackson, Robert E.	1	16	16.0	16	0
Ambrose, Dick	1	16	16.0	16	0
Graf, Dave	1	15	15.0	15	0
Miller, Willie	1	1	0.0	0	0
Browns	54	1,182	21.9	44	0
Opponents	57	1,347	23.6	97t	1

Field Goals	1-19	20-29	30-39	40-49	50+	Tot.
Cockroft, Don	2/2	3/6	5/6	4/11	1/3	15/28
Browns	2/2	3/6	5/6	4/11	1/3	15/28
Opponents	0/0	2/4	4/6	5/9	0/0	11/19

Date	Result	Opponent	Att.
09/12	W 38-17	New York Jets	67,496
09/19	L 14-31	at Pittsburgh Steelers	49,169
09/26	L 13-44	at Denver Broncos	62,775
10/03	L 24-45	Cincinnati Bengals	75,817
10/10	W 18-16	Pittsburgh Steelers	76,411
10/17	W 20-17	at Atlanta Falcons	33,364
10/24	W 21-17	San Diego Chargers	60,018
10/31	L 6-21	at Cincinnati Bengals	54,776
11/07	W 21-7	at Houston Oilers	39,828
11/14	W 24-3	Philadelphia Eagles	62,120
11/21	W 24-7	at Tampa Bay Buccaneers	36,930
11/28	W 17-13	Miami Dolphins	74,715
12/05	W 13-10	Houston Oilers	56,025
12/12	L 14-39	at Kansas City Chiefs	34,340

Team Statistics	Browns	Opponent
Total First Downs	259	244
Rushing	119	109
Passing	111	111
Penalty	29	24
3rd Down Made/Att	89/202	76/188
3rd Down Pct.	44.1%	40.4%
Total Net Yards	4,542	3,793
Avg. Per Game	324.4	270.9
Total Plays	925	865
Avg. Per Play	4.9	4.4

Passing	Att	Cmp	Yds	Pct	Av/At	TD	TD%	Int	Int%	LG	Tkld	Ratng
Sipe, Brian	312	178	2,113	57.1	6.77	17	5.4	14	4.5	52	16/142	77.3
Phipps, Mike	37	20	146	54.1	3.95	3	8.1	0	0.0	23t	1/6	90.6
Mays, Dave	20	9	101	45.0	5.05	0	0.0	1	5.0	21	2/4	39.8
Pruitt, Greg	3	2	39	66.7	13.00	1	33.3	0	0.0	29	0/0	149.3
Cockroft, Don	1	0	0	0.0	0.00	0	0.0	0	0.0	0	0/0	39.6
Browns	373	209	2,399	56.0	6.43	21	5.6	15	4.0	52	19/152	77.6
Opponents	392	225	2,353	57.4	6.00	18	4.6	21	5.4	69t	32/321	67.9

YEAR BY YEAR

1977 Regular Season Results (6-8)

Coach: Forrest Gregg/Dick Modzelewski

Top Draft Choice: LB Robert L. Jackson

1977 USAL STARTING LINEUPS

Offense

WR	85	D. Logan, 42 P. Warfield
LT	73	Doug Dieken
LG	65	Henry Sheppard
C	54	Tom DeLeone
RG	68	Robert E. Jackson
RT	63	Barry Darrow
TE	81	O. Roan, 84 G. Parris
WR	33	Reggie Rucker
QB	17	Brian Sipe
RB	34	Greg Pruitt
RB	30	Cleo Miller

Defense

LDE	64	Joe Jones
LDT	66	Earl Edwards
RDT	78	M. Sims, 72 Jerry Sherk
RDE	74	M. St. Clair, 70 M. Mitchell
LLB	59	Charlie Hall
MLB	52	Dick Ambrose
RLB	86	Gerald Irons
LCB	22	Clarence Scott
RCB	21	Oliver Davis
SS	20	Tony Peters
FS	27	Thom Darden

Radio Announcers:

Bob Shanley, Jim Mueller (WHK 1420 AM)

Total Rushes	510	524	Rucker, Reggie	36	565	15.7	40	2
Net Yards Passing	2,175	2,017	Parris, Gary	21	213	10.1	26t	5
Avg. Per Game	155.4	144.1	Logan, Dave	19	284	14.9	42	1
Sacked/Yards Lost	24/199	27/281	Warfield, Paul	18	251	13.9	52t	2
Gross Yards	2,374	2,298	Poole, Larry	17	137	8.1	21	3
Attempts/Completions	377/208	340/184	Roan, Oscar	13	136	10.5	27	2
Completion Pct.	55.2%	54.1%	Pruitt, Mike	3	12	4.0	6	0
Had Intercepted	31	23	Craig, Reggie	1	5	5.0	5	0
Punts/Avg.	62/39.0	70/37.7	Duncan, Brian	1	5	5.0	5t	1
Net Punting Avg.	62/30.0	70/33.1	Luck, Terry	1	4	4.0	4t	1
Penalties/Yards Lost	125/1,046	117/979	Browns	208	2,374	11.4	60	19
Fumbles/Ball Lost	34/22	32/16	Opponents	184	2,298	12.5	67t	14
Touchdowns	31	32						
Rushing	9	14	Interceptions	No	Yds	Avg	LG	TD
Passing	19	15	Darden, Thom	6	107	17.8	49	1
Returns	3	3	Irons, Gerald	3	99	33.0	53t	1
Avg. Time Of Possession	30:13	29:47	Scott, Clarence	3	72	24.0	49t	1
			Davis, Oliver	3	71	23.7	32	0
			Bolton, Ron	3	50	16.7	43	0
			Peters, Tony	2	29	14.5	25	0
			Hall, Charlie	1	2	2.0	2	0
			Jones, Joe	1	0	0.0	0	0
			Woolsey, Rolly	1	0	0.0	0	0
			Browns	23	430	18.7	53t	3
			Opponents	31	343	11.1	53	0

Score By Periods	1st	2nd	3rd	4th	OT	Tot.
Browns	63	77	40	86	3	- 269
Opponents	68	100	38	61	0	- 267

Scoring	Ru	Pa	Flt	PAT	2Ru2Pa	FG	Sa	Tot		
Cockroft, Don	0	0	0	0	30/31	0	0	17/23	0	81
Miller, Cleo	4	1	0	0	0/0	0	0	0/0	0	30
Parris, Gary	0	5	0	0	0/0	0	0	0/0	0	30
Poole, Larry	1	3	0	0	0/0	0	0	0/0	0	24
Pruitt, Greg	3	1	0	0	0/0	0	0	0/0	0	24
Rucker, Reggie	0	2	0	0	0/0	0	0	0/0	0	12
Warfield, Paul	0	2	0	0	0/0	0	0	0/0	0	12
Roan, Oscar	0	2	0	0	0/0	0	0	0/0	0	12
Pruitt, Mike	1	0	0	0	0/0	0	0	0/0	0	6
Luck, Terry	0	1	0	0	0/0	0	0	0/0	0	6
Logan, Dave	0	1	0	0	0/0	0	0	0/0	0	6
Darden, Thom	0	0	1	0	0/0	0	0	0/0	0	6
Scott, Clarence	0	0	1	0	0/0	0	0	0/0	0	6
Irons, Gerald	0	0	1	0	0/0	0	0	0/0	0	6
Duncan, Brian	0	1	0	0	0/0	0	0	0/0	0	6
Sherk, Jerry	0	0	0	0	0/0	0	0	0/0	1	2
Browns	9	19	3	0	30/31	0	0	17/23	1	269
Opponents	13	15	3	0	26/31	0	0	16/22	0	267

Punting	No	Yds	Avg	In20	TB	LG	Blk
Coleman, Greg	61	2,389	39.2	21	2	58	0
Cockroft, Don	1	30	30.0	0	1	30	0
Browns	62	2,419	39.0	21	3	58	0
Opponents	70	2,641	37.7	16	5	67	0

Punt Returns	No	FC	Yds	Avg	LG	TD
Woolsey, Rolly	32	3	290	9.1	44	0
Payton, Edward	3	0	17	5.7	16	0
Feacher, Ricky	2	0	15	7.5	15	0
Craig, Reggie	1	0	0	0.0	0	0
Browns	38	3	322	8.5	44	0
Opponents	31	1	558	18.0	91t	3

Kickoff Returns	No	Yds	Avg	LG	TD
Duncan, Brian	15	298	19.9	36	0
Feacher, Ricky	11	219	19.9	26	0
Williams, Lawrence	8	199	24.9	32	0
Pruitt, Mike	6	131	21.8	31	0
Ellis, Ken	5	80	16.0	30	0
Payton, Edward	4	91	22.8	34	0
Jackson, Robert E.	1	21	21.0	21	0
Ambrose, Dick	1	20	20.0	20	0
Babich, Bob	1	14	14.0	14	0
Woolsey, Rolly	1	2	2.0	2	0
Browns	53	1,075	20.3	36	0
Opponents	50	986	19.7	45	0

Rushing	No	Yds	Avg	LG	TD
Pruitt, Greg	236	1,086	4.6	78t	3
Miller, Cleo	163	756	4.6	38	4
Pruitt, Mike	47	205	4.4	21	1
Poole, Larry	38	118	3.1	12t	1
Sipe, Brian	10	14	1.4	9	0
Duncan, Brian	5	16	3.2	10	0
Mays, Dave	4	2	0.5	2	0
Luck, Terry	3	-2	-0.7	1	0
Rucker, Reggie	2	6	3.0	3	0
Warfield, Paul	1	2	2.0	2	0
Coleman, Greg	1	-3	-3.0	-3	0
Browns	510	2,200	4.3	78t	9
Opponents	524	2,098	4.0	41	14

Receiving	No	Yds	Avg	LG	TD
Miller, Cleo	41	291	7.1	28	1
Pruitt, Greg	37	471	12.7	60	1

Field Goals	1-19	20-29	30-39	40-49	50+	Tot.
Cockroft, Don	0/0	6/6	6/8	5/9	0/0	17/23
Browns	0/0	6/6	6/8	5/9	0/0	17/23
Opponents	1/1	6/6	7/9	2/5	0/1	16/22

Date	Result	Opponent	Att.
09/18	W 13-3	at Cincinnati Bengals	52,847
09/26	W 30-27	New England Patriots (OT)	76,418
10/02	L 14-28	Pittsburgh Steelers	80,588
10/09	L 10-26	Oakland Raiders	80,236
10/16	W 24-23	at Houston Oilers	47,888
10/23	W 27-16	at Buffalo Bills	60,905
10/30	W 44-7	Kansas City Chiefs	60,381
11/06	L 7-10	Cincinnati Bengals	81,932
11/13	L 31-35	at Pittsburgh Steelers	47,055
11/20	W 21-7	at New York Giants	72,576
11/27	L 0-9	Los Angeles Rams	70,352
12/04	L 14-37	at San Diego Chargers	37,312
12/11	L 15-19	Houston Oilers	30,898
12/18	L 19-20	at Seattle Seahawks	61,583

Team Statistics	Browns	Opponent
Total First Downs	271	261
Rushing	119	113
Passing	119	116
Penalty	33	32
3rd Down Made/Att	76/188	74/186
3rd Down Pct.	40.4%	39.8%
Total Net Yards	4,375	4,115
Avg. Per Game	312.5	293.9
Total Plays	911	889
Avg. Per Play	4.8	4.6
Net Yards Rushing	2,200	2,098
Avg. Per Game	157.1	149.9

Passing	Att	Cmp	Yds	Pct	Av/At	TD	TD%	Int	Int%	LG	Tkld	Rating
Sipe, Brian	195	112	1,233	57.4	6.32	9	4.6	14	7.2	52t	16/114	61.8
Mays, Dave	121	67	797	55.4	6.59	6	5.0	10	8.3	60	6/67	57.8
Luck, Terry	50	25	316	50.0	6.32	1	2.0	7	14.0	33	1/8	37.2
Pruitt, Greg	9	4	28	44.4	3.11	3	33.3	0	0.0	13	1/10	91.7
Logan, Dave	2	0	0	0.0	0.00	0	0.0	0	0.0	0	0/0	39.6
Browns	377	208	2,374	55.2	6.30	19	5.0	31	8.2	60	24/199	56.8
Opponents	340	184	2,298	54.1	6.76	15	4.4	23	6.8	67t	31/281	61.9

1978 Regular Season Results (8-8)

Coach: Sam Rutigliano

Top Draft Choice: LB Clay Matthews

1978 USUAL STARTING LINEUPS

Offense

WR	85	Dave Logan
LT	73	Doug Dieken
LG	65	Henry Sheppard
C	54	Tom DeLeone
RG	68	Robert E. Jackson
RT	63	Barry Darrow
TE	82	Ozzie Newsome
WR	33	Reggie Rucker
QB	17	Brian Sipe
FB	43	M. Pruitt, 30 C. Miller
RB	34	Greg Pruitt

Defense

LDE	74	Mike St. Clair
LDT	66	Earl Edwards
RDT	72	Jerry Sherk
RDE	70	M. Mitcneil, 64 J. Jones
LOLB	59	Charlie Hall
MLB	52	Dick Ambrose
ROLB	86	G. Irons, 57 C. Matthews
LCB	22	C. Scott, 28 R. Bolton
RCB	21	Oliver Davis
SS	20	Tony Peters
FS	27	Thom Darden

Radio Announcers:

Gib Shanley, Jim Mueller (WHK 1420 AM)

Avg. Per Game	334.2	334.5	Receiving	No.	Yds	Avg	LG	TD
Total Plays	1,036	1,083	Rucker, Reggie	43	893	20.8	69t	8
Avg. Per Play	5.2	4.9	Newsome, Ozzie	38	589	15.5	47	2
Net Yards Rushing	2,488	2,149	Pruitt, Greg	38	292	7.7	26	2
Avg. Per Game	155.5	134.3	Logan, Dave	37	585	15.8	44	4
Total Rushes	559	563	Hill, Calvin	25	334	13.4	53t	6
Net Yards Passing	2,859	3,203	Miller, Cleo	20	152	7.6	23	0
Avg. Per Game	178.7	200.2	Pruitt, Mike	20	112	5.6	15	0
Sacked/Yards Lost	35/278	31/232	Wright, Keith	8	76	9.5	20	0
Gross Yards	3,137	3,435	Feacher, Ricky	4	76	19.0	42	0
Attempts/Completions	442/236	489/265	Sullivan, Tom	1	20	20.0	20	0
Completion Pct.	53.4%	54.2%	Paris, Gary	1	4	4.0	4	0
Had Intercepted	21	27	Collins, Larry	1	4	4.0	4	0
Punts/Avg.	79/39.1	82/38.4	Browns	236	3,137	13.3	69t	22
Net Punting Avg.	79/34.5	82/34.5	Opponents	265	3,435	13.0	72t	20
Penalties/Yards Lost	127/1,165	131/1,110	Interceptions	No.	Yds	Avg	LG	TD
Fumbles/Ball Lost	50/29	35/18	Darden, Thom	10	200	20.0	46	0
Touchdowns	40	42	Davis, Oliver	6	65	10.8	33	1
Rushing	17	19	Scott, Clarence	3	15	5.0	7	0
Passing	22	20	Ambrose, Dick	2	46	23.0	39	0
Returns	1	3	Irons, Gerald	2	9	4.5	9	0
Avg. Time Of Possession	30:06	29:54	Peters, Tony	2	7	3.5	7	0
			Hall, Charlie	1	6	6.0	6	0
			Matthews, Clay	1	5	5.0	5	0
			Browns	27	353	13.1	46	1
			Opponents	21	343	16.3	65	2

Score By Periods	1st	2nd	3rd	4th	OT	ToL
Browns	50	115	85	78	6	- 334
Opponents	46	99	60	145	6	- 356

Scoring	Ru	Pa	Rt	Df	PAT	2Ru	2Pa	FG	Sa	Pt		
Cockroft, Don	0	0	0	0	0	37	40	0	0	19/28	0	94
Rucker, Reggie	0	8	0	0	0	0	0	0	0	0	0	48
Hill, Calvin	1	6	0	0	0	0	0	0	0	0	0	42
Pruitt, Mike	5	0	0	0	0	0	0	0	0	0	0	30
Pruitt, Greg	3	2	0	0	0	0	0	0	0	0	0	30
Logan, Dave	0	4	0	0	0	0	0	0	0	0	0	24
Newsome, Ozzie	2	2	0	0	0	0	0	0	0	0	0	24
Sipe, Brian	3	0	0	0	0	0	0	0	0	0	0	18
Miller, Cleo	1	0	0	0	0	0	0	0	0	0	0	6
Collins, Larry	1	0	0	0	0	0	0	0	0	0	0	6
Davis, Oliver	0	0	1	0	0	0	0	0	0	0	0	6
Miller, Mark	1	0	0	0	0	0	0	0	0	0	0	6
Browns	17	22	1	0	37	40	0	0	19	28	0	334
Opponents	19	20	3	0	36	41	0	0	22	29	1	356

Rushing	No	Yds	Avg	LG	TD
Pruitt, Greg	176	960	5.5	70t	3
Pruitt, Mike	135	560	4.1	71t	5
Miller, Cleo	89	336	3.8	18	1
Hill, Calvin	80	289	3.6	21	1
Sipe, Brian	28	87	3.1	35	3
Collins, Larry	22	64	2.9	19	1
Newsome, Ozzie	13	96	7.4	33t	2
Miller, Mark	7	63	9.0	17	1
Sullivan, Tom	5	7	1.4	5	0
Rucker, Reggie	2	14	7.0	9	0
Evans, Johnny	2	12	6.0	12	0
Browns	559	2,488	4.5	71t	17
Opponents	563	2,149	3.8	39	19

Punting	No	Yds	Avg	In20	TB	LG	Bk
Evans, Johnny	79	3,089	39.1	16	8	65	0
Browns	79	3,089	39.1	16	8	65	0
Opponents	82	3,146	38.4	14	9	56	0

Punt Returns	No	FC	Yds	Avg	LG	TD
Wright, Keith	37	16	288	7.8	42	0
Newsome, Ozzie	2	1	29	14.5	24	0
Browns	39	17	317	8.1	42	0
Opponents	41	5	366	8.9	39	0

Kickoff Returns	No	Yds	Avg	LG	TD
Collins, Larry	32	709	22.2	41	0
Wright, Keith	30	789	26.3	86	0
Sullivan, Tom	4	90	22.5	27	0
Rich, Randy	2	43	21.5	24	0
Pruitt, Greg	1	31	31.0	31	0
Jackson, Robert E.	1	19	19.0	19	0
Miller, Cleo	1	15	15.0	15	0
Rucker, Reggie	1	1	1.0	1	0
Browns	72	1,697	23.6	86	0
Opponents	72	1,469	20.4	95t	1

Field Goals	1-19	20-29	30-39	40-49	50+	Tot.
Cockroft, Don	1/2	6/7	2/5	10/12	0/2	19/28
Browns	1/2	6/7	2/5	10/12	0/2	19/28
Opponents	2/2	9/9	5/10	6/8	0/0	22/29

Passing	Att	Cmp	Yds	Pct	Av/At	TD	TD%	Int	Int%	LG	Yds	Ratng
Sipe, Brian	399	222	2,906	55.6	7.28	21	5.3	15	3.8	69t	29/229	80.7
Miller, Mark	39	13	212	33.3	5.44	1	2.6	4	10.3	44	5/47	21.5
Evans, Johnny	1	1	19	100.0	19.00	0	0.0	0	0.0	0	0/0	118.8
Pruitt, Greg	3	0	0	0.0	0.00	0	0.0	2	66.7	0	0/0	0.0
Hill, Calvin	0	0	0	0.0	0.00	0	0.0	0	0.0	0	1/2	39.6
Browns	442	236	3,137	53.4	7.10	22	5.0	21	4.8	69t	35/278	72.9
Opponents	489	265	3,435	54.2	7.02	20	4.1	27	5.5	72t	31/232	67.1

YEAR BY YEAR

1979 Regular Season Results (9-7)

Coach: Sam Rutigliano
Top Draft Choice: WR Willis Adams
1979 USUAL STARTING LINEUPS

Offense
 WR 85 Dave Logan
 LT 73 Doug Dieken
 LG 63 Cody Risien
 C 54 Tom DeLeone
 RG 68 Robert E. Jackson
 RT 65 Henry Sheppard
 TE 82 Ozzie Newsome
 WR 33 Reggie Rucker
 QB 17 Brian Sipe
 FB 43 Mike Pruitt
 RB 35 C. Hill, 34 G. Pruitt

Defense
 LDE 77 Lyle Alzado
 LDT 78 Mickey Sims
 RDT 72 Jerry Sherk
 RDE 81 Jack Gregory
 LOLB 59 Charlie Hall
 MLB 52 Dick Ambrose
 ROLB 57 Clay Matthews
 LCB 28 Ron Bolton
 RCB 21 Oliver Davis
 SS 22 Clarence Scott
 FS 27 Thom Darden

Radio Announcers:
 Gib Shanley, Jim Mueller (WHK 1420 AM)

Net Yards Rushing	2,281	2,604	Newsome, Ozzie	55	781	14.2	74	9
Avg. Per Game	142.6	162.8	Rucker, Reggie	43	749	17.4	54	6
Total Rushes	504	577	Pruitt, Mike	41	372	9.1	50†	2
Net Yards Passing	3,491	3,046	Hill, Calvin	38	381	10.0	31	2
Avg. Per Game	218.2	190.4	Miller, Cleo	26	251	9.7	33	0
Sacked/Yards Lost	43/347	31/243	Pruitt, Greg	14	155	11.1	27	1
Gross Yards	3,838	3,289	Feacher, Ricky	7	103	14.7	25	1
Attempts/Completions	545/289	468/271	Hall, Dino	2	14	7.0	8	0
Completion Pct.	53.0%	57.9%	Moriarty, Pat	1	17	17.0	17	0
Had Intercepted	27	16	Weathers, Curtis	1	14	14.0	14	0
Punts/Avg.	69/41.2	80/41.4	Wright, Keith	1	13	13.0	13	0
Net Punting Avg.	69/35.8	80/37.1	Adams, Willis	1	6	6.0	6	0
Penalties/Yards Lost	82/709	118/1,018	Browns	289	3,838	13.3	74	28
Fumbles/Ball Lost	28/17	39/16	Opponents	271	3,289	12.1	62	14
Touchdowns	45	42						
Rushing	16	25	Interceptions	No	Yds	Avg	LG	TD
Passing	28	14	Darden, Thom	5	125	25.0	39†	1
Returns	1	3	Scott, Clarence	3	56	18.7	29†	0
Avg. Time Of Possession	29:29	30:31	Bolton, Ron	3	20	6.7	13	0
			Hall, Charlie	2	14	7.0	11	0
			Davis, Oliver	1	33	33.0	33	0
			Matthews, Clay	1	30	30.0	30	0
			Ambrose, Dick	1	0	0.0	0	0
			Browns	16	278	17.4	39†	1
			Opponents	27	315	11.7	50	1

Score By Periods	1st	2nd	3rd	4th	OT	Tot.
Browns	91	66	78	115	9	- 359
Opponents	94	81	60	114	3	- 352

Scoring	Ru	Pa	RT	OT	PAT	2Pt	2Pt	Fg	Sa	FP	
Cockroft, Don	0	0	0	0	38	43	0	0	17	29	0
Pruitt, Mike	9	2	0	0	0	0	0	0	0	86	
Newsome, Ozzie	0	9	0	0	0	0	0	0	0	54	
Logan, Dave	0	7	0	0	0	0	0	0	0	42	
Rucker, Reggie	0	6	0	0	0	0	0	0	0	36	
Hill, Calvin	1	2	0	0	0	0	0	0	0	18	
Moriarty, Pat	2	0	0	0	0	0	0	0	0	12	
Sipe, Brian	2	0	0	0	0	0	0	0	0	12	
Feacher, Ricky	0	1	0	0	0	0	0	0	0	6	
Pruitt, Greg	0	1	0	0	0	0	0	0	0	6	
Miller, Cleo	1	0	0	0	0	0	0	0	0	6	
Darden, Thom	0	0	1	0	0	0	0	0	0	6	
Hall, Dino	1	0	0	0	0	0	0	0	0	6	
Team, Stat	0	0	0	0	0	1	0	0	0	0	
Browns	16	28	1	0	38	44	0	0	17	29	359
Opponents	25	14	3	0	34	42	0	0	22	35	352

Punting	No	Yds	Avg	In20	TB	LG	Bk
Evans, Johnny	69	2,844	41.2	7	9	59	2
Browns	69	2,844	41.2	7	9	59	2
Opponents	80	3,313	41.4	9	9	61	0

Punt Returns	No	Fg	Yds	Avg	LG	TD
Hall, Dino	29	5	295	10.2	47	0
Wright, Keith	12	6	50	4.2	13	0
Newsome, Ozzie	0	1	0	0.0	0	0
Burrell, Clinton	0	2	0	0.0	0	0
Browns	41	14	345	8.4	47	0
Opponents	45	2	375	8.3	38	0

Kickoff Returns	No	Yds	Avg	LG	TD
Hall, Dino	50	1,014	20.3	33	0
Wright, Keith	15	402	26.8	45	0
Feacher, Ricky	2	51	25.5	27	0
Rich, Randy	2	10	5.0	6	0
Pruitt, Greg	1	22	22.0	22	0
Jackson, Robert E.	1	18	18.0	18	0
Miller, Cleo	1	14	14.0	14	0
Weathers, Curtis	1	0	0.0	0	0
Miller, Matt	1	0	0.0	0	0
Moriarty, Pat	1	0	0.0	0	0
Browns	75	1,531	20.4	45	0
Opponents	70	1,324	18.9	51	0

Rushing	No	Yds	Avg	LG	TD
Pruitt, Mike	264	1,294	4.9	77†	9
Pruitt, Greg	62	233	3.8	27	0
Hill, Calvin	53	193	3.6	33	1
Sipe, Brian	45	188	4.2	34	2
Miller, Cleo	39	213	5.5	39†	1
Hall, Dino	22	152	6.9	52†	1
Moriarty, Pat	14	11	0.8	8	2
Adams, Willis	2	4	2.0	3	0
Newsome, Ozzie	1	6	6.0	6	0
Feacher, Ricky	1	-1	-1.0	-1	0
Miller, Mark	1	-2	-2.0	-2	0
Browns	504	2,291	4.5	77†	16
Opponents	577	2,604	4.5	71†	25

Receiving	No	Yds	Avg	LG	TD
Logan, Dave	59	982	16.6	46	7

Field Goals	1-19	20-29	30-35	40-49	50+	Tot.
Cockroft, Don	0/0	5/6	8/12	3/8	1/3	17/29
Browns	0/0	5/6	8/12	3/8	1/3	17/29
Opponents	1/2	6/9	9/13	6/11	0/0	22/35

Date	Result	Opponent	Att.
09/02	W 25-22	at New York Jets (OT)	48,472
09/09	W 27-24	at Kansas City Chiefs	42,181
09/16	W 13-10	Baltimore Colts	73,889
09/24	W 26-7	Dallas Cowboys	80,123
09/30	L 10-31	at Houston Oilers	48,915
10/07	L 35-51	Pittsburgh Steelers	81,260
10/14	L 9-13	Washington Redskins	63,323
10/21	W 28-27	Cincinnati Bengals	75,119
10/28	W 38-20	at St. Louis Cardinals	47,845
11/04	W 24-19	at Philadelphia Eagles	69,019
11/11	L 24-29	Seattle Seahawks	72,440
11/18	W 30-24	Miami Dolphins (OT)	80,374
11/25	L 30-33	at Pittsburgh Steelers (OT)	48,773
12/02	W 14-7	Houston Oilers	69,112
12/09	L 14-19	at Oakland Raiders	52,641
12/16	L 12-16	at Cincinnati Bengals	42,183

Team Statistics	Browns	Opponent
Total First Downs	350	307
Rushing	125	136
Passing	189	158
Penalty	36	13
3rd Down: Made/Att	99/222	105/240
3rd Down Pct.	44.6%	43.8%
Total Net Yards	5,772	5,650
Avg. Per Game	360.8	353.1
Total Plays	1,092	1,076
Avg. Per Play	5.3	5.3

Passing	Att	Cmp	Yds	Pct	Av/At	TD	TD%	Int	Int%	LG	Tkld	Rating
Sipe, Brian	535	286	3,793	53.5	7.09	28	5.2	26	4.9	74	43/347	73.4
Miller, Mark	8	2	31	25.0	3.88	0	0.0	1	12.5	17	0/0	3.6
Evans, Johnny	2	1	14	50.0	7.00	0	0.0	0	0.0	14	0/0	72.9
Browns	545	289	3,838	53.0	7.04	28	5.1	27	5.0	74	43/347	72.1
Opponents	468	271	3,289	57.9	7.03	14	3.0	16	3.4	62	31/243	75.3

1980 Regular Season Results (11-5)

Coach: Sam Rutigliano

Top Draft Choice: RB Charles White

1980 USUAL STARTING LINEUPS

Offense

WR	85	Dave Logan
LT	73	Doug Dieken
LG	65	Henry Sheppard
C	54	Tom DeLeone
RG	64	Joe DeLamilleleure
RT	63	Cody Risien
TE	82	Ozzie Newsome
WR	33	Reggie Rucker
QB	17	Brian Sipe
FB	43	Mike Pruitt
RB	34	Greg Pruitt

Defense

LDE	90	Marshall Harris
NT	91	Henry Bradley
RDE	77	Lyle Alzado
LOLB	59	Charlie Hall
LILB	56	Robert L. Jackson
RILB	52	Dick Ambrose
ROLB	57	Clay Matthews
LCB	28	Ron Boton
RCB	49	Clinton Burrell
FS	27	Thom Darden
SS	22	Clarence Scott

Radio Announcers: Gib Shanley, Jim Mueller (WHK 1420 AM)

3rd Down Pct.	47.3%	47.7%
Total Net Yards	5,588	5,626
Avg. Per Game	349.3	351.6
Total Plays	1,016	1,051
Avg. Per Play	5.5	5.4
Net Yards Rushing	1,673	1,761
Avg. Per Game	104.6	110.1
Total Rushes	436	485
Net Yards Passing	3,915	3,865
Avg. Per Game	244.7	241.6
Sacked/Yards Lost	23/217	31/224
Gross Yards	4,132	4,089
Attempts/Completions	557/338	536/336
Completion Pct.	60.7%	62.7%
Had Intercepted	14	22
Punts/Avg.	66/38.3	63/37.4
Net Punting Avg.	66/34.6	63/34.7
Penalties/Yards Lost	117/1,042	96/766
Fumbles/Ball Lost	24/14	23/10
Touchdowns	45	37
Rushing	15	12
Passing	30	23
Returns	0	2
Avg. Time Of Possession	28:44	31:16

Browns	436	1,673	3.8	56t	15
Opponents	485	1,761	3.6	32	12
Receiving	No	Yds	Avg	LG	TD
Pruitt, Mike	63	471	7.5	28	0
Rucker, Reggie	52	768	14.8	45	4
Logan, Dave	51	822	16.1	65	4
Newsome, Ozzie	51	594	11.6	44	3
Pruitt, Greg	50	444	8.9	43	5
Hill, Calvin	27	383	14.2	50	6
White, Charles	17	153	9.0	31t	1
Feacher, Ricky	10	244	24.4	55t	4
Adams, Willis	8	165	20.6	39	0
Wright, Keith	3	62	20.7	39t	3
Oden, McDonald	3	18	6.0	8	0
Miller, Cleo	2	8	4.0	7	0
Browns	337	4,132	12.3	65	30
Opponents	336	4,089	12.2	72	23

Score By Periods

	1st	2nd	3rd	4th	OT	ToL
Browns	41	134	84	98	0	- 357
Opponents	32	69	109	100	0	- 310

Scoring

	Ru	Pa	Rt	DF	PAT	2Ru	2Pw	FG	Saf	Pt
Cockroft, Don	0	0	0	0	39/44	0	0	16/26	0	87
Pruitt, Mike	6	0	0	0	0/0	0	0	0/0	0	36
Hill, Calvin	0	6	0	0	0/0	0	0	0/0	0	36
White, Charles	5	1	0	0	0/0	0	0	0/0	0	36
Pruitt, Greg	0	5	0	0	0/0	0	0	0/0	0	30
Logan, Dave	0	4	0	0	0/0	0	0	0/0	0	24
Feacher, Ricky	0	4	0	0	0/0	0	0	0/0	0	24
Rucker, Reggie	0	4	0	0	0/0	0	0	0/0	0	24
Wright, Keith	0	3	0	0	0/0	0	0	0/0	0	18
Newsome, Ozzie	0	3	0	0	0/0	0	0	0/0	0	18
Miller, Cleo	3	0	0	0	0/0	0	0	0/0	0	18
Sipe, Brian	1	0	0	0	0/0	0	0	0/0	0	6
Team, Stat	0	0	0	0	1/1	0	0	0/0	0	0
Browns	15	30	0	39	45	0	0	16/26	0	357
Opponents	11	23	2	0	32/37	0	0	18/29	1	310

Interceptions	No	Yds	Avg	LG	TD
Bolton, Ron	6	62	10.3	29	0
Burrell, Clinton	5	51	10.2	29	0
Darden, Thom	2	42	21.0	23	0
Jackson, Robert L.	2	15	7.5	9	0
Scott, Clarence	2	14	7.0	9	0
Hall, Charlie	2	3	1.5	3	0
Davis, Oliver	1	70	70.0	47	0
Matthews, Clay	1	6	6.0	6	0
Johnson, Lawrence	1	3	3.0	3	0
Browns	22	266	12.1	47	0
Opponents	14	270	19.3	93t	0

Punting

	No	Yds	Avg	(#20 TB)	LG	BH	
Evans, Johnny	66	2,530	38.3	12	7	56	0
Browns	66	2,530	38.3	12	7	56	0
Opponents	63	2,356	37.4	16	4	62	0

Punt Returns

	No	FC	Yds	Avg	LG	TD
Wright, Keith	29	4	129	4.4	15	0
Hall, Dino	6	3	41	6.8	14	0
Browns	35	7	170	4.9	15	0
Opponents	38	6	245	6.4	15	0

Kickoff Returns

	No	Yds	Avg	LG	TD
Hall, Dino	32	691	21.6	40	0
Wright, Keith	25	576	23.0	50	0
Miller, Cleo	2	22	11.0	13	0
White, Charles	1	20	20.0	20	0
Jackson, Robert E.	1	0	0.0	0	0
Flint, Judson	1	0	0.0	0	0
Darden, Thom	1	-1	-1.0	-1	0
Browns	63	1,308	20.8	50	0
Opponents	71	1,018	14.3	31	0

Field Goals

	1-19	20-29	30-39	40-49	50+	Tot.
Cockroft, Don	0/0	6/7	5/7	5/9	0/3	16/26
Browns	0/0	6/7	5/7	5/9	0/3	16/26
Opponents	3/3	7/7	5/11	3/6	0/2	18/29

Date	Result	Opponent	Att.
09/07	L 17-34	at New England Patriots	49,222
09/15	L 7-16	Houston Oilers	80,243
09/21	W 20-13	Kansas City Chiefs	63,614
09/28	W 34-27	at Tampa Bay Buccaneers	65,540
10/05	L 16-19	Denver Broncos	81,065
10/12	W 27-3	at Seattle Seahawks	61,366
10/19	W 26-21	Green Bay Packers	75,548
10/26	W 27-26	Pittsburgh Steelers	79,095
11/03	W 27-21	Chicago Bears	83,224
11/09	W 28-27	at Baltimore Colts	45,369
11/16	L 13-16	at Pittsburgh Steelers	54,563
11/23	W 31-7	Cincinnati Bengals	79,253
11/30	W 17-14	at Houston Oilers	51,514
12/07	W 17-14	New York Jets	78,454
12/14	L 23-28	at Minnesota Vikings	42,202
12/21	W 27-24	at Cincinnati Bengals	50,058

Playoff

01/04	L 12-14	Oakland Raiders	77,655
-------	---------	-----------------	--------

Team Statistics

Browns	Opponent	
Total First Downs	336	340
Rushing	102	105
Passing	207	197
Penalty	27	38
3rd Down: Made/Att	98/207	105/220

Passing	Att	Cmp	Yds	Pct	Av/At	TD	TD%	Int	Int%	LG	Tkld	Rating
Sipe, Brian	554	337	4,132	60.8	7.46	30	5.4	14	2.5	65	23/217	91.4
Cockroft, Don	1	0	0	0.0	0.00	0	0.0	0	0.0	0	0/0	39.6
Browns	555	337	4,132	60.7	7.45	30	5.4	14	2.5	65	23/217	91.2
Opponents	480	306	3,746	63.8	7.80	20	4.2	20	4.2	72	31/218	84.3

YEAR BY YEAR

1981 Regular Season Results (5-11)

Coach: Sam Rutigliano

Top Draft Choice: CB Hanford Dixon

1981 USUAL STARTING LINEUPS

Offense

WR	85	Dave Logan
LT	73	Doug Dieken
LG	68	R. Jackson, 65 H. Sheppard
C	54	T. DeLeone, 79 G. Sullivan
RG	64	Joe DeLamielleure
RT	63	Cody Risien
TE	82	Ozzie Newsome
WR	33	R. Rucker, 83 R. Feacher
QB	17	Brian Sipe
FB	43	Mike Pruitt
RB	34	G. Pruitt, 25 C. White

Defense

LDE	90	M. Harris, 97 T. Brown
NT	91	Henry Bradley
RDE	77	Lyle Alzado
LOLB	50	Don Goode
LILB	56	Robert L. Jackson
RILB	52	Dick Ambrose
ROLB	57	Clay Matthews
LCB	28	Ron Bolton
RCB	48	L. Johnson, 29 H. Dixon
SS	22	Clarence Scott
FS	49	C. Burrell, 27 T. Darden

Radio Announcers:

Gib Shanley, Jim Mueller (WHK 1420 AM)

Avg. Per Game	369.7	337.1	Receiving	No	Yds	Avg	LG	TD
Total Plays	1,138	1,016	Newsome, Ozzie	69	1,002	14.5	62	6
Avg. Per Play	5.2	5.3	Pruitt, Greg	65	636	9.8	33	4
Net Yards Rushing	1,929	2,078	Pruitt, Mike	63	442	7.0	21	1
Avg. Per Game	120.6	129.9	Logan, Dave	31	497	16.0	40t	4
Total Rushes	474	516	Feacher, Ricky	29	654	22.6	48	3
Net Yards Passing	3,986	3,289	Rucker, Reggie	27	532	19.7	49	1
Avg. Per Game	249.1	205.6	White, Charles	27	219	8.1	21	0
Sacked/Yards Lost	40/353	31/223	Hill, Calvin	17	150	8.8	23	2
Gross Yards	4,339	3,512	Miller, Cleo	16	139	8.7	17	0
Attempts/Completions	624/348	469/275	Fulton, Dan	2	38	19.0	27	0
Completion Pct.	55.8%	58.6%	Adams, Willis	1	24	24.0	24	0
Had Intercepted	27	15	Oden, McDonald	1	6	6.0	6	0
Punts/Avg.	68/42.4	78/40.7	Browns	348	4,339	12.5	62	21
Net Punting Avg.	68/38.7	78/35.9	Opponents	275	3,512	12.8	60t	28
Penalties/Yards Lost	109/971	100/870	Interceptions	No	Yds	Avg	LG	TD
Fumbles/Ball Lost	38/26	31/20	Scott, Clarence	4	46	11.5	26	0
Touchdowns	32	45	Darden, Thom	3	68	22.7	45	0
Rushing	11	14	Flint, Judson	2	33	16.5	33	0
Passing	21	28	Matthews, Clay	2	14	7.0	8	0
Returns	0	3	Bolton, Ron	1	3	3.0	3	0
Avg. Time Of Possession	30:59	29:01	Goode, Don	1	1	1.0	1	0
			Logan, Dave	1	0	0.0	0	0

Score By Periods	1st	2nd	3rd	4th	OT	Tot.
Browns	31	109	55	81	0	- 276
Opponents	89	103	82	98	3	- 375

Scoring

Ru	Pa	RtD	PAT	2Ru2Pa	FG	Saf	TP
-----------	-----------	------------	------------	---------------	-----------	------------	-----------

Bahr, Matt	0	0	0	22/22	0	0	13/20	0	61
Pruitt, Mike	7	1	0	0/0	0	0	0/0	0	48
Newsome, Ozzie	0	6	0	0/0	0	0	0/0	0	36
Logan, Dave	0	4	0	0/0	0	0	0/0	0	24
Pruitt, Greg	0	4	0	0/0	0	0	0/0	0	24
Jacobs, Dave	0	0	0	9/10	0	0	4/12	0	21
Feacher, Ricky	0	3	0	0/0	0	0	0/0	0	18
Hill, Calvin	0	2	0	0/0	0	0	0/0	0	12
Miller, Cleo	2	0	0	0/0	0	0	0/0	0	12
Rucker, Reggie	0	1	0	0/0	0	0	0/0	0	6
White, Charles	1	0	0	0/0	0	0	0/0	0	6
Sipe, Brian	1	0	0	0/0	0	0	0/0	0	6
Team, Stat	0	0	0	0/0	0	0	0/0	1	2
Cox, Steve	0	0	0	0/0	0	0	0/1	0	0
Browns	11	21	0	31/32	0	17/33	1	276	
Opponents	14	28	3	40/45	0	21/34	1	375	

Punting

No	Yds	Avg	In20	TB	LG	BK
-----------	------------	------------	-------------	-----------	-----------	-----------

Cox, Steve	68	2,884	42.4	11	12	66	2
Browns	68	2,884	42.4	11	12	66	2
Opponents	78	3,173	40.7	20	6	59	0

Punt Returns

No	FC	Yds	Avg	LG	TD
-----------	-----------	------------	------------	-----------	-----------

Hall, Dino	33	6	248	7.5	40	0
Montgomery, C.	17	0	121	7.1	17	0
Browns	50	6	369	7.4	40	0
Opponents	30	4	253	8.4	34	0

Kickoff Returns

No	Yds	Avg	LG	TD
-----------	------------	------------	-----------	-----------

Hall, Dino	36	813	22.6	48	0
Montgomery, C.	14	334	23.9	38	0
White, Charles	12	243	20.3	32	0
Pruitt, Greg	3	82	27.3	30	0
Miller, Cleo	3	35	11.7	22	0
Brown, Thomas	2	17	8.5	10	0
Johnson, Eddie	1	7	7.0	7	0
Miller, Matt	1	6	6.0	6	0
Browns	72	1,537	21.3	48	0
Opponents	45	1,156	25.7	88	0

Field Goals

1-19	20-29	30-39	40-49	50+	Tot.
-------------	--------------	--------------	--------------	------------	-------------

Bahr, Matt	3/3	5/5	5/9	0/2	0/1	13/20
Jacobs, Dave	0/0	2/3	2/6	0/1	0/2	4/12
Cox, Steve	0/0	0/0	0/0	0/0	0/1	0/1
Browns	3/3	7/8	7/15	0/3	0/4	17/33
Opponents	1/1	8/12	6/9	5/11	1/1	21/34

Rushing

No	Yds	Avg	LG	TD
-----------	------------	------------	-----------	-----------

Pruitt, Mike	247	1,103	4.5	21	7
White, Charles	97	342	3.5	26	1
Miller, Cleo	52	165	3.2	13	2
Sipe, Brian	38	153	4.0	22	1
Pruitt, Greg	31	124	4.0	15	0
Hill, Calvin	4	23	5.8	9	0
Newsome, Ozzie	2	20	10.0	14	0
McDonald, Paul	2	0	0.0	2	0
Feacher, Ricky	1	-1	-1.0	-1	0
Browns	474	1,929	4.1	26	11
Opponents	516	2,078	4.0	79t	14

Date	Result	Opponent	Att.
09/07	L 14-44	San Diego Chargers	78,904
09/13	L 3-9	Houston Oilers	79,483
09/20	W 20-17	at Cincinnati Bengals	52,170
09/27	W 28-17	Atlanta Falcons	78,283
10/04	L 16-27	at Los Angeles Rams	63,924
10/11	L 7-13	at Pittsburgh Steelers	53,255
10/18	W 20-17	New Orleans Saints	76,059
10/25	W 42-28	Baltimore Colts	78,986
11/01	L 13-22	at Buffalo Bills	78,266
11/08	L 20-23	at Denver Broncos (OT)	74,859
11/15	W 15-12	at San Francisco 49ers	52,445
11/22	L 10-32	Pittsburgh Steelers	77,958
11/29	L 21-41	Cincinnati Bengals	75,186
12/03	L 13-17	at Houston Oilers	44,502
12/12	L 13-14	New York Jets	56,866
12/20	L 21-42	at Seattle Seahawks	51,435

Team Statistics

Browns	Opponent
---------------	-----------------

Total First Downs	364	299
--------------------------	------------	------------

Rushing	131	119
---------	-----	-----

Passing	196	157
---------	-----	-----

Penalty	37	23
---------	----	----

3rd Down: Made/Att	92/225	78/212
--------------------	--------	--------

3rd Down Pct.	40.9%	36.8%
---------------	-------	-------

Total Net Yards	5,915	5,394
------------------------	--------------	--------------

Passing	Att	Cmp	Yds	Pct	Av/At	TD	TD%	Int	Int%	LG	Tkld	Rating
Sipe, Brian	567	313	3,876	55.2	6.84	17	3.0	25	4.4	62	34/310	68.2
McDonald, Paul	57	35	463	61.4	8.12	4	7.0	2	3.5	46	6/43	95.9
Browns	624	348	4,339	55.8	6.95	21	3.4	27	4.3	62	40/353	70.7
Opponents	469	275	3,512	58.6	7.49	28	6.0	15	3.2	60t	29/223	88.7

1982 Regular Season Results (4-5)

Coach: Sam Rutigliano

Top Draft Choice: LB Chip Banks

1982 USUAL STARTING LINEUPS

Offense

WR	85	Dave Logan
LT	73	Doug Dieken
LG	68	Robert E. Jackson
C	54	Tom DeLeone
RG	64	Joe DeLamielleure
RT	63	Cody Risien
TE	82	Orzbie Newsome
WR	83	Ricky Feacher
QB	17	B. Sipe, 16 P. McDonald
FB	43	Mike Pruitt
RB	25	Charles White

Defense

LDE	90	Marshall Harris
NT	91	H. Bradley, 79 B. Galic
RDE	92	M. Robinson, 99 K. Baldwin
LOLB	56	Chip Banks
LILB	50	Tom Cousineau
RILB	52	Dick Ambrose
ROLB	57	C. Matthews, 55 C. Weathers
LCB	28	R. Bolton, 48 L. Johnson
RCB	29	Hanford Dixon
SS	49	Clinton Burrell
FS	22	Clarence Scott

Radio Announcers:

Gib Shanley, Jim Mueller (WHK 1420 AM)

Total Plays	616	594	Logan, Dave	23	346	15.0	56t	2
Avg. Per Play	4.4	5.3	Pruitt, Mike	22	140	6.4	13	0
Net Yards Rushing	873	1,292	Walker, Dwight	8	136	17.0	46	0
Avg. Per Game	97.0	143.6	Hall, Dino	5	78	15.6	31	1
Total Rushes	256	306	Miller, Cleo	3	20	6.7	11	0
Net Yards Passing	1,845	1,822	Fulton, Dan	1	9	9.0	9	0
Avg. Per Game	205.0	202.4	Oden, McDonald	1	4	4.0	4	0
Sacked/Yards Lost	26/212	22/145	Browns	174	2,057	11.8	56t	9
Gross Yards	2,057	1,967	Opponents	144	1,967	13.7	60	9
Attempts/Completions	334/174	266/144						
Completion Pct.	52.1%	54.1%	Interceptions	No	Yds	Avg	LG	TD
Had Intercepted	16	17	Dixon, Hanford	4	22	5.5	22	0
Punts/Avg.	48/39.3	40/38.8	Johnson, Lawrence	4	17	4.3	17	0
Net Punting Avg.	48/34.8	40/35.5	Scott, Clarence	3	29	9.7	24	0
Penalties/Yards Lost	59/461	57/436	Banks, Chip	1	14	14.0	14	0
Fumbles/Ball Lost	15/8	20/11	Burrell, Clinton	1	14	14.0	14t	0
Touchdowns	17	23	Cousineau, Tom	1	6	6.0	6	0
Rushing	7	13	Ambrose, Dick	1	0	0.0	0	0
Passing	9	9	Bolton, Ron	1	0	0.0	0	0
Returns	1	1	Flint, Judson	1	0	0.0	0	0
Avg. Time Of Possession	30:00	30:00	Browns	17	102	6.0	24	0
			Opponents	16	164	10.3	37	0

Score By Periods

	1st	2nd	3rd	4th	OT	Tot.
Browns	20	34	24	62	0	140
Opponents	28	60	38	56	0	182

Scoring

	Ru	Pa	Rt	DI	PAT	2Ru	Pa	FG	SA	TP
Bahr, Matt	0	0	0	0	17/17	0	0	7/15	0	38
Feacher, Ricky	0	3	0	0	0/0	0	0	0/0	0	18
Newsome, Ozzie	0	3	0	0	0/0	0	0	0/0	0	18
Pruitt, Mike	3	0	0	0	0/0	0	0	0/0	0	18
White, Charles	3	0	0	0	0/0	0	0	0/0	0	18
Logan, Dave	0	2	0	0	0/0	0	0	0/0	0	12
Burrell, Clinton	0	0	1	0	0/0	0	0	0/0	0	6
Davis, Johnny	1	0	0	0	0/0	0	0	0/0	0	6
Hall, Dino	0	1	0	0	0/0	0	0	0/0	0	6
Cox, Steve	0	0	0	0	0/0	0	0	0/1	0	0
Browns	7	9	1	0	17/17	0	7	16	0	140
Opponents	13	9	1	0	21/23	0	7	11	1	182

Rushing

	No	Yds	Avg	LG	TD
Pruitt, Mike	143	516	3.6	17	3
White, Charles	69	259	3.8	18t	3
Miller, Cleo	16	61	3.8	17	0
Sipe, Brian	13	44	3.4	12	0
McDonald, Paul	7	-3	-0.4	10	0
Davis, Johnny	4	3	0.8	2	1
Hall, Dino	2	14	7.0	13	0
Cox, Steve	2	-11	-5.5	0	0
Browns	256	883	3.4	18t	7
Opponents	306	1,292	4.2	34	13

Receiving

	No	Yds	Avg	LG	TD
Newsome, Ozzie	49	633	12.9	54	3
White, Charles	34	283	8.3	36	0
Feacher, Ricky	28	408	14.6	46	3

Punting

	No	Yds	Avg	In20	TB	LG	BK
Cox, Steve	48	1,887	39.3	11	6	52	1
Browns	48	1,887	39.3	11	6	52	1
Opponents	40	1,552	38.8	9	2	54	0

Punt Returns

	No	FC	Yds	Avg	LG	TD
Walker, Dwight	19	6	101	5.3	14	0
Hall, Dino	4	0	33	8.3	10	0
Browns	23	6	134	5.8	14	0
Opponents	30	2	216	7.2	24	0

Kickoff Returns

	No	Yds	Avg	LG	TD
Hall, Dino	22	430	19.5	32	0
Walker, Dwight	13	295	22.7	36	0
Nicolas, Scott	2	16	8.0	10	0
Green, David	1	13	13.0	13	0
Browns	38	754	19.8	36	0
Opponents	23	424	18.4	30	0

Field Goals

	1-19	20-29	30-39	40-49	50+	Tot.
Bahr, Matt	1/1	3/4	1/3	2/7	0/0	7/15
Cox, Steve	0/0	0/0	0/0	0/0	0/1	0/1
Browns	1/1	3/4	1/3	2/7	0/1	7/16
Opponents	0/0	2/2	2/4	3/4	0/1	7/11

Date	Result	Opponent	Att.
09/12	W 21-7	at Seattle Seahawks	55,907
09/19	L 21-24	Philadelphia Eagles	78,830
11/21	W 10-17	New England Patriots	51,281
11/25	L 14-31	at Dallas Cowboys	46,267
12/05	L 13-30	San Diego Chargers	54,064
12/12	L 10-23	at Cincinnati Bengals	54,305
12/19	W 10-9	Pittsburgh Steelers	67,139
12/26	W 20-14	at Houston Oilers	36,559
01/02	L 21-37	at Pittsburgh Steelers	52,312
Playoff			
01/08	L 10-27	at Los Angeles Raiders	56,555

Team Statistics

	Browns	Opponent
Total First Downs	176	189
Rushing	64	82
Passing	96	94
Penalty	16	13
3rd Down: Made/Att	43/127	52/106
3rd Down Pct.	33.9%	49.1%
4th Down: Made/Att	5/6	3/8
4th Down Pct.	83.3%	37.5%
Total Net Yards	2,708	3,141
Avg. Per Game	300.9	349.0

Passing	Att	Cmp	Yds	Pct	Av/At	TD	TD%	Int	Int%	LG	Tkld	Rating
Sipe, Brian	185	101	1,064	54.6	5.75	4	2.2	8	4.3	40t	13/117	60.7
McDonald, Paul	149	73	993	49.0	6.66	5	3.4	8	5.4	56t	13/95	59.5
Browns	334	174	2,057	52.1	6.16	9	2.7	16	4.8	56t	26/212	60.2
Opponents	266	144	1,967	54.1	7.39	9	3.4	17	6.4	60	22/145	62.7

YEAR BY YEAR

1983 Regular Season Results (9-7)

Coach: Sam Rutigliano

Top Draft Choice: WR Ron Brown

1983 USUAL STARTING LINEUPS

Offense		Total Plays		1,065		1,030		Receiving		No	Yds	Avg	LG	TD									
WR	89	B. Jones	83	R. Feacher	Avg. Per Play	5.2	5.0	Newsome, Ozzie	89	970	10.9	66t	6										
LT	73	Doug Dieken	Net Yards Rushing	1,922	2,065	Logan, Dave	37	627	16.9	34	2												
LG	68	Robert E. Jackson	Avg. Per Game	120.1	129.1	Jones, Bobby	36	507	14.1	32t	4												
C	61	Mike Baab	Total Rushes	465	528	Pruitt, Mike	30	157	5.2	21	2												
RG	64	Joe DeLamelleure	Net Yards Passing	3,661	3,074	Holt, Harry	29	420	14.5	48t	3												
RT	63	Cody Risien	Avg. Per Game	228.8	192.1	Walker, Dwight	29	273	9.4	35	1												
TE	82	Ozzie Newsome	Sacked/Yards Lost	33/271	33/239	Green, Boyce	25	167	6.7	33	1												
WR	85	D. Logan, 80	Gross Yards	3,932	3,313	Adams, Willis	20	374	18.7	59	2												
QB	17	Brian Sipe	Attempts/Completions	567/324	469/280	Feacher, Ricky	13	217	16.7	42t	3												
FB	43	M. Pruitt, 38	Completion Pct.	57.1%	59.7%	Belk, Rocky	5	141	28.2	64t	2												
RB	30	Boyce Green	Had Intercepted	28	22	Davis, Johnny	5	20	4.0	10	0												
Defense		Punts/Avg.		70/40.8	73/40.5	Hall, Dino	4	33	8.3	18	0												
LDE	96	Reggie Camp	Net Punting Avg.	70/36.4	73/36.2	Dieken, Doug	1	14	14.0	14t	1												
NT	79	Bob Golic	Penalties/Yards Lost	115/988	105/940	Stracka, Tim	1	12	12.0	12	0												
RDE	99	K. Baldwin, 94	Fumbles/Ball Lost	21/10	30/10	Browns	324	3,932	12.1	66t	27												
LOLB	56	Chip Banks	Touchdowns	42	42	Opponents	280	3,312	11.8	80t	22												
LILB	52	D. Ambrose, 58	Rushing	13	15	Interceptions		No	Yds	Avg	LG	TD											
RILB	50	Tom Cousineau	Passing	27	22	Cousineau, Tom	4	47	11.8	15	0												
ROLB	57	Clay Matthews	Returns	2	5	Banks, Chip	3	95	31.7	65t	1												
LCB	48	Lawrence Johnson	Avg. Time Of Possession	30:50	29:10	Whitwell, Mike	3	67	22.3	28	0												
RCB	29	Hanford Dixon	Score By Periods	1st	2nd	3rd	4th	OT	Tot.	Dixon, Hanford	3	41	13.7	35	0								
SS	49	C. Burrell, 22	Browns	76	120	82	66	12	356	Burrell, Clinton	2	0	0.0	0	0								
FS	21	Mike Whitwell	Opponents	70	125	63	84	0	342	Johnson, Lawrence	2	0	0.0	0	0								
Radio Announcers:		Scoring		Ru	Pa	Ri	Di	PAT	2Ru	2Pa	FG	Saf	TP	Scott, Clarence	2	0	0.0	0	0				
Glo Shanley, Jim Mueller (WHK 1420 AM)		Bahr, Matt	0	0	0	0	38/40	0	0	21/24	0	101	0	0	18	18.0	21	0					
		Pruitt, Mike	10	2	0	0	0/0	0	0	0/0	0	72	0	0	7	7.0	7t	1					
		Newsome, Ozzie	0	6	0	0	0/0	0	0	0/0	0	36	0	0	22	296	13.5	65t	2				
		Jones, Bobby	0	4	0	0	0/0	0	0	0/0	0	24	0	0	28	508	18.1	73t	0				
		Green, Boyce	3	1	0	0	0/0	0	0	0/0	0	24	0	0	Punting								
		Feacher, Ricky	0	3	0	0	0/0	0	0	0/0	0	18	0	0	No	Yds	Avg	In20	TB	LG	Blk		
		Holt, Harry	0	3	0	0	0/0	0	0	0/0	0	18	0	0	70	2,854	40.8	17	8	60	0		
		Adams, Willis	0	2	0	0	0/0	0	0	0/0	0	12	0	0	Browns	70	2,854	40.8	17	8	60	0	
		Belk, Rocky	0	2	0	0	0/0	0	0	0/0	0	12	0	0	Opponents	73	2,954	40.5	18	5	61	0	
		Logan, Dave	0	2	0	0	0/0	0	0	0/0	0	12	0	0	Punt Returns								
		Walker, Dwight	0	1	0	0	0/0	0	0	0/0	0	6	0	0	No	FC	Yds	Avg	TB	LG	TD		
		Banks, Chip	0	0	1	0	0/0	0	0	0/0	0	6	0	0	Hall, Dino	39	12	284	7.3	19	0		
		Golic, Bob	0	0	1	0	0/0	0	0	0/0	0	6	0	0	Walker, Dwight	3	0	26	8.7	13	0		
		Dieken, Doug	0	1	0	0	0/0	0	0	0/0	0	6	0	0	Browns	42	12	310	7.4	19	0		
		Cox, Steve	0	0	0	0	0/0	0	0	1/1	0	3	0	0	Opponents	30	10	309	10.3	66	0		
		Browns	13	27	2	0	38/40	0	0	22/25	0	356	0	0	Kickoff Returns								
		Opponents	15	22	5	0	40/42	0	0	16/22	1	342	0	0	No	Yds	Avg	LG	TD				
		Rushing				No	Yds	Avg	LG	TD	Walker, Dwight				29	627	21.6	38	0				
		Pruitt, Mike	293	1,184	4.0	27	10	Green, Boyce	17	350	20.6	30	0	0	Hall, Dino				11	237	21.5	28	0
		Green, Boyce	104	497	4.8	29	3	Ferguson, Vagas	2	36	18.0	27	0	0	Nicolas, Scott				2	29	14.5	15	0
		Sipe, Brian	26	56	2.2	9	0	Davis, Johnny	1	8	8.0	8	0	0	Contz, Bill				1	3	3.0	3	0
		Walker, Dwight	19	100	5.3	15	0	Browns	63	1,290	20.5	38	0	Opponents				61	1,155	18.9	31t	0	
		Davis, Johnny	13	42	3.2	16	0	Field Goals				1-19	20-29	30-39	40-49	50+	Tot.						
		McDonald, Paul	3	17	5.7	10	0	Bahr, Matt	1/1	9/9	5/6	6/7	0/1	21/24									
		Holt, Harry	3	8	2.7	4	0	Cox, Steve	0/0	0/0	0/0	0/0	1/1	1/1									
		Jones, Bobby	1	19	19.0	19	0	Browns	1/1	9/9	5/6	6/7	1/2	22/25									
		Adams, Willis	1	2	2.0	2	0	Opponents	2/2	5/6	4/6	2/5	1/1	14/20									
		Hall, Dino	1	2	2.0	2	0																
		Belk, Rocky	1	-5	-5.0	-5	0																
		Browns	465	1,922	4.1	29	13																
		Opponents	528	2,065	3.9	40	15																

Date	Result	Opponent	Att.
09/04	L 21-27	Minnesota Vikings	70,087
09/11	W 31-26	at Detroit Lions	60,095
09/15	W 17-7	Cincinnati Bengals	79,700
09/25	W 30-24	at San Diego Chargers (OT)	49,482
10/02	L 9-24	Seattle Seahawks	75,446
10/09	W 10-7	New York Jets	78,235
10/16	L 17-44	at Pittsburgh Steelers	59,263
10/23	L 21-28	at Cincinnati Bengals	50,047
10/30	W 25-19	Houston Oilers (OT)	66,955
11/06	L 21-35	at Green Bay Packers	54,089
11/13	W 20-0	Tampa Bay Buccaneers	56,091
11/20	W 30-0	at New England Patriots	40,987
11/27	W 41-23	Baltimore Colts	65,812
12/04	L 6-27	at Denver Broncos	70,912
12/11	L 27-34	at Houston Oilers	29,746
12/18	W 30-17	Pittsburgh Steelers	72,313

Team Statistics	Browns	Opponent
Total First Downs	327	309
Rushing	113	138
Passing	186	155
Penalty	28	16
3rd Down: Made/Att	99/222	82/204
3rd Down Pct.	44.6%	40.2%
4th Down: Made/Att	8/16	4/14
4th Down Pct.	50.0%	28.6%
Total Net Yards	5,583	5,139
Avg. Per Game	348.9	321.2

Passing	Att	Cmp	Yds	Pct	Av/At	TD	TD%	Int	Int%	LG	Thld	Rating
Sipe, Brian	496	291	3,566	58.7	7.19	26	5.2	23	4.6	66t	27/233	79.1
McDonald, Paul	68	32	351	47.1	5.16	1	1.5	4	5.9	27	6/38	43.2
Walker, Dwight	3	1	25	33.3	8.33	0	0.0	1	33.3	25	0/0	25.0
Browns	567	324	3,942	57.1	6.95	27	4.8	28	4.9	66t	33/271	74.0
Opponents	469	280	3,313	59.7	7.06	21	4.5	22	4.7	80t	32/239	76.6

1984 Regular Season Results (5-11)

Coach: Sam Rutigliano/Marty Schottenheimer

Top Draft Choice: S Don Rogers

1984 USUAL STARTING LINEUPS

Offense

WR	83	R. Feacher, 86 B. Brennan
LT	73	Doug Dieken
LG	68	Robert E. Jackson
C	61	Mike Baab
RG	64	Joe DeLamielleure
RT	75	Bill Contz
TE	82	Ozzie Newsome
WR	84	D. Harris, 86 B. Brennan
QB	16	Paul McDonald
FB	38	Johnny Davis
RB	43	M. Pruitt, 30 B. Green

Defense

LDE	96	Reggie Carno
NT	79	Bob Golic
RDE	99	Keith Baldwin
LOLB	56	Chip Banks
LILB	51	Eddie Johnson
RILB	50	Tom Cousineau
ROLB	57	Clay Matthews
LCB	48	L. Johnson, 31 F. Minnifield
RCB	29	Hanford Dixon
SS	27	Al Gross
FS	20	Don Rogers

Radio Announcers:

Gib Shanley, Jim Mueller (WHK 1420 AM)

Avg. Per Play	4.6	4.7
Net Yards Rushing	1,696	1,945
Avg. Per Game	106.0	121.6
Total Rushes	489	494
Net Yards Passing	3,132	2,696
Avg. Per Game	195.8	168.5
Sacked/Yards Lost	55/358	43/353
Good Yards	3,490	3,049
Attempts/Completions	495/273	458/261
Completion Pct.	55.2%	57.0%
Had Intercepted	23	20
Punts/Avg.	76/42.3	77/40.6
Net Punting Avg.	76/35.8	77/36.4
Penalties/Yards Lost	111/928	108/765
Fumbles/Ball Lost	31/16	34/15
Touchdowns	25	30
Rushing	10	10
Passing	14	15
Returns	1	5
Avg. Time Of Possession	30:52	29:08

Score By Periods						
	1st	2nd	3rd	4th	OT	Tot.
Browns	54	81	44	71	0	250
Opponents	61	97	53	83	3	297

Scoring										
	Ru	Po	Rt	Df	PAF	2Ru	2Ps	FG	SA	TP
Bahr, Matt	0	0	0	0	25/25	0	0	24/32	0	97
Pruitt, Mike	6	0	0	0	0/0	0	0	0/0	0	36
Newsome, Ozzie	0	5	0	0	0/0	0	0	0/0	0	30
Brennan, Brian	0	3	0	0	0/0	0	0	0/0	0	18
Byner, Earnest	2	0	1	0	0/0	0	0	0/0	0	18
Davis, Bruce	0	2	0	0	0/0	0	0	0/0	0	12
Harris, Duriel	0	2	0	0	0/0	0	0	0/0	0	12
Feacher, Ricky	0	1	0	0	0/0	0	0	0/0	0	6
Davis, Johnny	1	0	0	0	0/0	0	0	0/0	0	6
Green, Boyce	0	1	0	0	0/0	0	0	0/0	0	6
McDonald, Paul	1	0	0	0	0/0	0	0	0/0	0	6
Cox, Steve	0	0	0	0	0/0	0	1/3	0	3	3
Browns	10	14	1	0	25/25	0	25/35	0	250	250
Opponents	9	15	5	0	30/30	0	29/33	0	297	297

Rushing						
	No	Yds	Avg	LG	TD	
Green, Boyce	202	673	3.3	29	0	
Pruitt, Mike	163	506	3.1	14	6	
Byner, Earnest	72	426	5.9	54	2	
White, Charles	24	62	2.6	8	0	
McDonald, Paul	22	4	0.2	10	1	
Davis, Johnny	3	15	5.0	8	1	
Holt, Harry	1	12	12.0	12	0	
Davis, Bruce	1	6	6.0	6	0	
Walker, Dwight	1	-8	-8.0	-8	0	
Browns	489	1,696	3.5	54	10	
Opponents	494	1,945	3.9	64	10	

Receiving						
	No	Yds	Avg	LG	TD	
Newsome, Ozzie	89	1,001	11.2	52	5	
Brennan, Brian	35	455	13.0	52	3	
Harris, Duriel	32	512	16.0	43	2	
Feacher, Ricky	22	382	17.4	64	1	
Adams, Willis	21	261	12.4	24	0	

Holt, Harry	20	261	13.1	36	0
Green, Boyce	12	124	10.3	44	1
Byner, Earnest	11	118	10.7	26	0
Walker, Dwight	10	122	12.2	25	0
Davis, Bruce	7	119	17.0	43	2
Pruitt, Mike	5	29	5.8	9	0
White, Charles	5	29	5.8	17	0
Young, Glen	1	47	47.0	47	0
Bolden, Rickey	1	19	19.0	19	0
Stracka, Jim	1	15	15.0	15	0
McDonald, Paul	1	-4	-4.0	-4	0
Browns	273	3,490	12.8	64	14
Opponents	261	3,049	11.7	61	15

Interceptions						
	No	Yds	Avg	LG	TD	
Gross, Al	5	103	20.6	47	0	
Dixon, Hanford	5	31	6.2	18	0	
Cousineau, Tom	2	9	4.5	9	0	
Johnson, Eddie	2	3	1.5	3	0	
Rogers, Don	1	39	39.0	39	0	
Minnifield, Frank	1	26	26.0	26	0	
Perry, Rod	1	17	17.0	17	0	
Banks, Chip	1	8	8.0	8	0	
Johnson, Lawrence	1	0	0.0	0	0	
Rockins, Chris	1	0	0.0	0	0	
Browns	20	236	11.8	47	0	
Opponents	23	518	22.5	85	0	

Punting						
	No	Yds	Avg	In20	TB	LG
Cox, Steve	74	3,213	43.4	16	8	69
Team, Stat	2	0	0.0	0	0	0
Browns	76	3,213	42.3	16	8	69
Opponents	77	3,123	40.6	21	7	61

Punt Returns						
	No	FC	Yds	Avg	LG	TD
Brennan, Brian	25	10	199	8.0	19	0
Harris, Duriel	9	0	73	8.1	13	0
Walker, Dwight	6	3	50	8.3	13	0
Browns	40	13	322	8.1	19	0
Opponents	43	7	489	11.4	42	0

Kickoff Returns						
	No	Yds	Avg	LG	TD	
Byner, Earnest	22	415	18.9	28	0	
Davis, Bruce	18	369	20.5	40	0	
Brown, Preston	8	136	17.0	27	0	
Young, Glen	5	134	26.8	36	0	
White, Charles	5	80	16.0	23	0	
Nicolas, Scott	1	12	12.0	12	0	
Contz, Bill	1	10	10.0	10	0	
Holt, Harry	1	1	1.0	1	0	
Browns	61	1,157	19.0	40	0	
Opponents	52	1,159	22.3	46	0	

Field Goals										
	1-19	20-29	30-39	40-49	50+	Tot.				
Bahr, Matt	3/3	12/12	2/7	6/9	1/1	24/32				
Cox, Steve	0/0	0/0	0/0	0/0	1/3	1/3				
Browns	3/3	12/12	2/7	6/9	2/4	25/35				
Opponents	0/0	13/13	7/9	7/9	2/2	29/33				

Date	Result	Opponent	Att.
09/03	L 0-33	at Seattle Seahawks	59,540
09/09	L 17-20	at Los Angeles Rams	43,043
09/16	L 14-24	Denver Broncos	61,980
09/23	W 20-10	Pittsburgh Steelers	77,312
09/30	L 6-10	at Kansas City Chiefs	40,785
10/07	L 16-17	New England Patriots	53,036
10/14	L 20-24	New York Jets	55,673
10/21	L 9-12	at Cincinnati Bengals	50,667
10/28	L 14-16	New Orleans Saints	52,489
11/04	W 13-10	at Buffalo Bills	33,343
11/11	L 7-41	San Francisco 49ers	60,092
11/18	W 23-7	at Atlanta Falcons	28,280
11/25	W 27-10	Houston Oilers	46,077
12/02	L 17-20	Cincinnati Bengals (OT)	51,774
12/09	L 20-23	at Pittsburgh Steelers	55,825
12/16	W 27-20	at Houston Oilers	33,676

Team Statistics			
Total First Downs	295	270	
Rushing	89	103	
Passing	180	145	
Penalty	26	22	
3rd Down: Made/Att	89/228	86/217	
3rd Down Pct.	39.0%	39.6%	
4th Down: Made/Att	6/13	4/13	
4th Down Pct.	46.2%	30.8%	
Total Net Yards	4,828	4,641	
Avg. Per Game	301.8	290.1	
Total Plays	1,039	995	

Passing	Att	Cmp	Yds	Pct	Av/At	TD	TD%	Int	Int%	LG	Fld	Rating
McDonald, Paul	493	271	3,472	55.0	7.04	14	2.8	23	4.7	64	53/345	67.3
Cox, Steve	1	1	16	100.0	16.00	0	0.0	0	0.0	16	0/0	118.8
Flick, Tom	1	1	2	100.0	2.00	0	0.0	0	0.0	2	2/13	79.2
Browns	495	273	3,490	55.2	7.05	14	2.8	23	4.6	64	55/358	67.5
Opponents	458	261	3,049	57.0	6.66	15	3.3	20	4.4	61	43/353	70.0

YEAR BY YEAR

1985 Regular Season Results (8-8)

Coach: Marty Schottenheimer

Top Draft Choice: RB Greg Allen

1985 USUAL STARTING LINEUPS

Offense

WR	85	Clarence Weathers
LT	74	P. Farren, 77 R. Bolden
LG	62	George Lija
C	61	Mike Baab
RG	69	D. Fike, 77 R. Bolden
RT	63	Cody Risien
TE	82	Ozzie Newsome
WR	86	B. Brennan, 83 F. Banks
QB	19	B. Kosar, 18 G. Danielson
FB	34	Kevin Mack
RB	44	Earnest Byner

Defense

LDE	96	Reggie Camp
NT	79	Bob Golic
RDE	78	Carl Hairston
LOLB	56	Chip Banks
LILB	51	Eddie Johnson
RILB	50	T. Cousineau, 58 S. Nicholas
ROLB	57	Clay Matthews
LCB	31	Frank Minnifield
RCB	29	Hanford Dixon
SS	27	Al Gross
FS	20	Don Rogers

Radio Announcers:

Neu Chandler, Doug Dreken, Jim Mueller (WHK 1420 AM)

4th Down: Made/Att	13/21	7/15
4th Down Pct.	61.9%	46.7%
Total Net Yards	4,921	4,958
Avg. Per Game	307.6	309.9
Total Plays	989	1,050
Avg. Per Play	5.0	4.7
Net Yards Rushing	2,285	1,851
Avg. Per Game	142.8	115.7
Total Rushes	539	497
Net Yards Passing	2,636	3,107
Avg. Per Game	164.8	194.2
Sacked/Yards Lost	36/249	44/353
Gross Yards	2,885	3,460
Attempts/Completions	414/222	509/289
Completion Pct.	53.6%	56.8%
Had Intercepted	13	18
Punts/Avg.	81/40.3	91/42.2
Net Punting Avg.	81/36.5	81/38.1
Penalties/Yards Lost	99/751	102/773
Fumbles/Ball Lost	40/23	28/9
Touchdowns	35	34
Rushing	16	14
Passing	17	18
Returns	2	2
Avg. Time Of Possession	28:52	31:08

Score By Periods	1st	2nd	3rd	4th	OT	Tot.
Browns	44	68	78	97	0	- 287
Opponents	75	81	50	85	3	- 294

Scoring	Ru	Pa	Rt	DF	PAT	2Ru	2Pa	FG	Saf	TP
Bahr, Matt	0	0	0	0	35/35	0	0	14/18	0	77
Byner, Earnest	8	2	0	0	0	0	0	0/0	0	60
Mack, Kevin	7	3	0	0	0	0	0	0/0	0	60
Newsome, Ozzie	0	5	0	0	0	0	0	0/0	0	30
Weathers, C.	0	3	0	0	0	0	0	0/0	0	18
Banks, Fred	0	2	0	0	0	0	0	0/0	0	12
Brennan, Brian	0	0	1	0	0	0	0	0/0	0	6
Young, Glen	0	1	0	0	0	0	0	0/0	0	6
Holt, Harry	0	1	0	0	0	0	0	0/0	0	6
Gross, Al	0	0	1	0	0	0	0	0/0	0	6
Kosar, Bernie	1	0	0	0	0	0	0	0/0	0	6
Browns	16	17	2	0	35/35	0	14/18	0	287	
Opponents	14	18	2	0	33/34	0	20/28	0	294	

Rushing	No	Yds	Avg	LG	TD
Byner, Earnest	244	1,002	4.1	36	8
Mack, Kevin	222	1,104	5.0	61	7
Danielson, Gary	27	126	4.7	28	0
Kosar, Bernie	26	-12	-0.5	10	1
Allen, Greg	8	32	4.0	8	0
Davis, Johnny	4	9	2.3	5	0
Dickey, Curtis	2	6	3.0	5	0
Weathers, Clarence	1	18	18.0	18	0
Baab, Mike	1	0	0.0	0	0
Browns	535	2,285	4.3	61	16
Opponents	497	1,851	3.7	58t	14

Receiving	No	Yds	Avg	LG	TD
Newsome, Ozzie	62	711	11.5	38	5

Byner, Earnest	45	460	10.2	31	2
Brennan, Brian	32	487	15.2	57	0
Mack, Kevin	29	297	10.2	43	3
Weathers, Clarence	16	449	28.1	72t	3
Adams, Willis	10	132	13.2	22	0
Holt, Harry	10	95	9.5	23	1
Young, Glen	5	111	22.2	45t	1
Banks, Fred	5	62	12.4	17t	2
Jefferson, John	3	30	10.0	17	0
Tucker, Travis	2	20	10.0	10	0
Fontenot, Herman	2	19	9.5	17	0
Langhorne, Reggie	1	12	12.0	12	0
Browns	222	2,885	13.0	72t	17
Opponents	289	3,460	12.0	54t	17

Interceptions	No	Yds	Avg	LG	TD
Gross, Al	5	109	21.8	37t	1
Dixon, Hanford	3	65	21.7	37	0
Brazel, Larry	2	40	20.0	40	0
Wright, Felix	2	11	5.5	10	0
Weathers, Curtis	1	9	9.0	9	0
Rockins, Chris	1	8	8.0	8	0
Johnson, Eddie	1	6	6.0	6	0
Minnifield, Frank	1	3	3.0	3	0
Rogers, Don	1	3	3.0	3	0
Cousineau, Tom	1	0	0.0	0	0
Browns	18	254	14.1	40	1
Opponents	13	217	16.7	48t	0

Punting	No	Yds	Avg	In20	TB	LG	Blk
Gossett, Jeff	81	3,261	40.3	18	8	64	0
Browns	81	3,261	40.3	18	8	64	0
Opponents	91	3,842	42.2	22	16	64	0

Punt Returns	No	FC	Yds	Avg	LG	TD
Weathers, Clarence	28	4	218	7.8	16	0
Brennan, Brian	19	4	153	8.1	37t	1
Browns	47	8	371	7.9	37t	1
Opponents	36	14	304	8.4	38	0

Kickoff Returns	No	Yds	Avg	LG	TD
Young, Glen	35	898	25.7	63	0
Fontenot, Herman	3	215	26.9	81	0
Langhorne, Reggie	8	46	15.3	19	0
Green, Boyce	2	20	10.0	13	0
Puzzuoli, Dave	2	8	4.0	8	0
Weathers, Clarence	1	17	17.0	17	0
Nicolas, Scott	1	9	9.0	9	0
Allen, Greg	1	4	4.0	4	0
Browns	53	1,217	23.0	81	0
Opponents	51	884	17.3	37	0

Field Goals	1-19	20-29	30-38	40-49	50+	Tot.
Bahr, Matt	1/1	2/2	8/9	3/5	0/1	14/18
Browns	1/1	2/2	8/9	3/5	0/1	14/18
Opponents	0/0	5/6	10/14	2/5	2/4	19/29

Team Statistics	Browns	Opponent
Total First Downs	271	297
Rushing	119	106
Passing	128	172
Penalty	24	19
3rd Down: Made/Att	79/216	83/228
3rd Down Pct.	36.6%	36.4%

Passing	Att	Cmp	Yds	Pct	Av/At	TD	3-2	Int.	Int%	LG	Tkld	Rating
Kosar, Bernie	248	124	1,578	50.0	6.36	8	3.0	7	2.8	68t	19/121	69.3
Danielson, Gary	163	97	1,274	59.5	7.82	8	4.9	6	3.7	72t	17/128	85.3
Brennan, Brian	1	1	33	100.0	33.00	1	100.0	0	0.0	33t	0/0	158.3
Fontenot, Herman	1	0	0	0.0	0.00	0	0.0	0	0.0	0	0/0	39.6
Gossett, Jeff	1	0	0	0.0	0.00	0	0.0	0	0.0	0	0/0	39.6
Browns	414	222	2,885	53.6	6.97	17	4.1	13	3.1	72t	36/249	76.4
Opponents	509	289	3,460	56.8	6.80	18	3.5	18	3.5	54t	44/353	74.8

1986 Regular Season Results (12-4)

Coach: Marty Schottenheimer

Top Draft Choice: WR Webster Slaughter

1986 USUAL STARTING LINEUPS

Offense

WR	84	Webster Slaughter
LT	77	R. Bolden, 74 P. Farren
LG	74	P. Farren, 70 L. Williams
C	61	Mike Baab
RG	69	Dan Fike
RT	63	Cody Risien
TE	82	Ozzie Newsome
WR	88	Reggie Langhorne
QB	19	Bernie Kosar
FB	34	K. Mack, 33 C. Dickey
RB	44	E. Byner, 33 C. Dickey

Defense

LDE	96	Reggie Camp
NT	79	Bob Golic
RDE	78	Carl Hairston
LOLB	56	Chip Banks
LILB	51	Eddie Johnson
RILB	53	Anthony Griggs
ROLB	57	Clay Matthews
LCB	31	Frank Minnifield
RCB	29	Hanford Daxon
SS	24	Ray Ellis
FS	37	Chns Rockins

Radio Announcers:

Neu Chandler, Doug Dieken, Jim Mueller
(WWW 1100 AM, WDKO 102 FM)

3rd Down: Made/Att	85/222	60/215
3rd Down Pct.	38.3%	37.2%
4th Down: Made/Att	7/14	10/18
4th Down Pct.	50.0%	55.6%
Total Net Yards	5,395	5,269
Avg. Per Game	337.2	329.3
Total Plays	1,049	1,033
Avg. Per Play	5.1	5.1
Net Yards Rushing	1,650	1,982
Avg. Per Game	103.1	123.9
Total Rushes	471	494
Net Yards Passing	3,744	3,287
Avg. Per Game	234.0	205.4
Sacked/Yards Lost	39/274	35/259
Gross Yards	4,018	3,546
Attempts/Completions	538/315	518/291
Completion Pct.	58.6%	56.2%
Had Intercepted	11	18
Punts/Avg.	83/41.2	79/38.4
Net Punting Avg.	83/38.0	79/34.0
Penalties/Yards Lost	99/759	104/807
Fumbles/Ball Lost	33/13	34/18
Touchdowns	45	36
Rushing	20	13
Passing	18	21
Returns	7	2
Avg. Time Of Possession	29:19	30:41

Score By Periods	1st	2nd	3rd	4th	OT	Tot.
Browns	82	102	112	86	9	— 391
Opponents	54	98	62	96	0	— 310

Scoring	Ru	Pa	Rt	DI	PAT	2Ru	2Pa	FG	Saf	TP
Bahr, Matt	0	0	0	0	30/30	0	0	20/26	0	90
Mack, Kevin	10	0	0	0	0/0	0	0	0/0	0	60
Brennan, Brian	0	6	1	0	0/0	0	0	0/0	0	42
Dickey, Curtis	6	0	0	0	0/0	0	0	0/0	0	36
Moseley, Mark	0	0	0	0	13/14	0	0	6/7	0	31
Slaughter, W.	0	4	1	0	0/0	0	0	0/0	0	30
Byner, Earnest	2	2	0	0	0/0	0	0	0/0	0	24
Newsome, Ozzie	3	0	0	0	0/0	0	0	0/0	0	18
Holt, Harry	1	1	0	0	0/0	0	0	0/0	0	12
McNeil, Gerald	0	0	2	0	0/0	0	0	0/0	0	12
Fontenot, H.	1	1	0	0	0/0	0	0	0/0	0	12
Langhorne, R.	0	1	0	0	0/0	0	0	0/0	0	6
Minnifield, F.	0	0	1	0	0/0	0	0	0/0	0	6
Gross, Al	0	0	1	0	0/0	0	0	0/0	0	6
Wright, Felix	0	0	1	0	0/0	0	0	0/0	0	6
Browns	20	18	7	0	43/44	0	0	26/33	0	391
Opponents	13	21	2	0	34/36	0	0	20/29	0	310

Rushing	No	Yds	Avg	LG	TD
Mack, Kevin	174	665	3.8	20	10
Dickey, Curtis	135	523	3.9	47	6
Byner, Earnest	94	277	2.9	37	2
Fontenot, Herman	25	105	4.2	16	1
Kosar, Bernie	24	19	0.8	17	0
Everett, Major	12	43	3.6	8	0
Pagel, Mike	2	0	0.0	0	0

Holt, Harry	1	16	16.0	16t	1
McNeil, Gerald	1	12	12.0	12	0
Slaughter, Webster	1	1	1.0	1	0
Langhorne, Reggie	1	-11	-11.0	-11	0
Browns	470	1,650	3.5	47	20
Opponents	494	1,982	4.0	53	13

Receiving	No	Yds	Avg	LG	TD
Brennan, Brian	55	838	15.2	57t	6
Fontenot, Herman	47	559	11.9	72t	1
Slaughter, Webster	40	577	14.4	47t	4
Langhorne, Reggie	39	678	17.4	66	1
Newsome, Ozzie	39	417	10.7	31	3
Byner, Earnest	37	328	8.9	40	2
Mack, Kevin	28	292	10.4	44	0
Dickey, Curtis	10	78	7.8	12	0
Weathers, Clarence	9	100	11.1	16	0
Holt, Harry	4	61	15.3	34	1
Greer, Terry	3	51	17.0	22	0
Tucker, Travis	2	29	14.5	16	0
McNeil, Gerald	1	9	9.0	9	0
Kosar, Bernie	1	1	1.0	1	0
Browns	315	4,018	12.8	72t	18
Opponents	291	3,546	12.2	75t	21

Interceptions	No	Yds	Avg	LG	TD
Dixon, Hanford	5	35	7.0	19	0
Wright, Felix	3	33	11.0	33	0
Minnifield, Frank	3	20	6.7	20	0
Rockins, Chns	2	41	20.5	24	0
Ellis, Ray	2	12	6.0	7	0
Matthews, Clay	2	12	6.0	8	0
Harper, Mark	1	31	31.0	31	0
Browns	18	184	10.2	33	0
Opponents	11	135	12.3	58t	1

Punting	No	Yds	Avg	In20	TB	LG	Blk
Gossett, Jeff	83	3,423	41.2	21	10	61	0
Browns	83	3,423	41.2	21	10	61	0
Opponents	79	3,033	38.4	13	8	57	1

Punt Returns	No	FC	Yds	Avg	LG	TD
McNeil, Gerald	40	10	348	8.7	84t	1
Slaughter, Webster	1	0	2	2.0	2	0
Browns	41	10	350	8.5	84t	1
Opponents	44	11	268	6.1	20	0

Kickoff Returns	No	Yds	Avg	LG	TD
McNeil, Gerald	47	997	21.2	100t	1
Fontenot, Herman	7	99	14.1	19	0
Langhorne, Reggie	4	57	14.3	20	0
Nicolas, Scott	3	28	9.3	13	0
Puzzuoli, Dave	1	32	32.0	32	0
Browns	62	1,213	19.6	100t	1
Opponents	78	1,476	18.9	91t	1

Field Goals	1-19	20-29	30-39	40-49	50+	Tot.
Bahr, Matt	4/4	7/9	7/8	1/2	1/3	20/26
Moseley, Mark	1/1	2/2	3/3	0/1	0/0	6/7
Browns	5/5	9/11	10/11	1/3	1/3	26/33
Opponents	1/1	6/7	5/5	8/12	0/4	20/29

Date	Result	Opponent	Att.
09/07	L 31-41	at Chicago Bears	66,030
09/14	W 23-20	at Houston Oilers	46,049
09/18	L 13-30	Cincinnati Bengals	78,779
09/28	W 24-21	Detroit Lions	72,029
10/05	W 20-7	at Pittsburgh Steelers	57,327
10/12	W 27-24	Kansas City Chiefs	71,278
10/19	W 14-17	Green Bay Packers	76,438
10/26	W 23-20	at Minnesota Vikings	59,133
11/02	W 24-9	at Indianapolis Colts	57,962
11/10	W 26-16	Miami Dolphins	77,949
11/16	L 14-27	at Los Angeles Raiders	65,461
11/23	W 37-31	Pittsburgh Steelers (OT)	76,452
11/30	W 13-10	Houston Oilers (OT)	62,309
12/07	W 21-17	at Buffalo Bills	42,213
12/14	W 34-3	at Cincinnati Bengals	58,062
12/21	W 47-17	San Diego Chargers	68,505
AFC Playoffs			
01/03	W 23-20	New York Jets (2OT)	78,106
AFC Championship			
01/11	L 20-23	Denver Broncos (OT)	79,915

Team Statistics	Browns	Opponent
Total First Downs	292	312
Rushing	101	114
Passing	165	181
Penalty	26	17

Passing	Att	Cmp	Yds	Pct	Av/At	TD	TD%	Int	Int%	LG	Trk/td	Rating
Kosar, Bernie	531	310	3,854	58.4	7.26	17	3.2	10	1.9	72t	39/274	83.8
Pagel, Mike	3	2	53	66.7	17.67	0	0.0	0	0.0	45	0/0	109.7
Fontenot, Herman	1	1	46	100.0	46.00	1	100.0	0	0.0	46t	0/0	158.3
Brennan, Brian	1	1	35	100.0	35.00	0	0.0	0	0.0	35	0/0	118.8
Gossett, Jeff	2	1	30	50.0	15.00	0	0.0	1	50.0	30	0/0	56.3
Browns	538	315	4,018	58.6	7.47	18	3.3	11	2.0	72t	39/274	84.6
Opponents	518	291	3,546	56.2	6.85	21	4.1	18	3.5	75t	35/259	76.5

YEAR BY YEAR

1987 Regular Season Results (10-5)

Coach: Marty Schottenheimer

Top Draft Choice: LB Mike Junkin

1987 USUAL STARTING LINEUPS

Offense

WR	88	Reggie Langhorne
LT	74	Paul Farren
LG	70	Larry Williams
C	61	Mike Baab
RG	69	Dan Fike
RT	63	Cody Risien
TE	82	Ozzie Newsome
QB	19	Bernie Kosar
WR	84	Webster Slaughter
RB	44	Earnest Byner
FB	34	Kevin Mack

Defense

LDE	91	S. Clancy, 96 R. Camp
NT	79	Bob Golic
RDE	78	Carl Hairston
LLOLB	50	Lucius Sanford
LILB	51	Eddie Johnson
RILB	59	Mike Johnson
ROLB	57	Clay Matthews
LCB	31	Frank Minnifield
RCB	29	Hanford Dixon
SS	24	Ray Ellis
FS	22	F. Wright, 27 A. Gross

Radio Announcers:

Nev Chandler, Doug Dieken, Jim Mueller
(WWWE 1100 AM, WDOX 102 FM)

Date	Result	Opponent	Att.
09/13	L 21-28	at New Orleans Saints	59,900
09/20	W 34-10	Pittsburgh Steelers	79,543
10/04	W 20-10	at New England Patriots	14,830
10/11	L 10-15	Houston Oilers	38,927
10/18	W 34-0	at Cincinnati Bengals	40,179
10/26	W 30-17	Los Angeles Rams	76,933
11/01	L 24-27	at San Diego Chargers (OT)	55,381
11/08	W 38-3	Atlanta Falcons	71,135
11/15	W 27-21	Buffalo Bills	78,409
11/22	W 40-7	at Houston Oilers	51,161
11/29	L 24-38	at San Francisco 49ers	60,248
12/06	L 7-9	Indianapolis Colts	70,661
12/13	W 38-24	Cincinnati Bengals	77,331
12/20	W 24-17	at Los Angeles Raiders	40,275
12/26	W 19-13	at Pittsburgh Steelers	56,394

AFC Playoffs

01/09	W 38-21	Indianapolis Colts	78,586
01/17	L 33-38	Denver Broncos	75,993

AFC Championship

01/17	L 33-38	Denver Broncos	75,993
-------	---------	----------------	--------

Team Statistics	Browns	Opponent
Total First Downs	310	251
Rushing	110	86
Passing	171	134
Penalty	29	31
3rd Down Made/Att	86/204	72/204
3rd Down Pct.	42.2%	35.3%
4th Down Made/Att	5/11	6/14
4th Down Pct.	45.5%	42.9%
Total Net Yards	5,200	4,269
Avg. Per Game	346.7	284.6
Total Plays	985	902

Avg. Per Play	5.3	4.7
Net Yards Rushing	1,745	1,433
Avg. Per Game	116.3	95.5
Total Rushes	474	401
Net Yards Passing	3,455	2,836
Avg. Per Game	230.3	189.1
Sacked/Yards Lost	29/170	34/257
Gross Yards	3,625	3,093
Attempts/Completions	482/291	467/246
Completion Pct.	60.4%	52.7%
Had Intercepted	12	23
Punts/Avg.	57/37.1	79/38.4
Net Punting Avg.	57/35.4	79/32.3
Penalties/Yards Lost	100/856	120/1,013
Fumbles/Ball Lost	33/17	25/13
Touchdowns	47	26
Rushing	16	7
Passing	27	15
Returns	4	4
Avg. Time Of Possession	31:43	28:17

Score By Periods	1st	2nd	3rd	4th	OT	Tot.
Browns	49	160	106	75	0	- 390
Opponents	41	56	54	85	3	- 239

Scoring	Ru	Pa	Rt	Df	PAT	2Ru	2Pa	FG	SA	PT
Jaeger, Jeff	0	0	0	0	33/34	0	0	14/22	0	75
Byner, Earnest	8	2	0	0	0/0	0	0	0/0	0	60
Slaughter, W.	0	7	0	0	0/0	0	0	0/0	0	42
Brennan, Brian	0	6	0	0	0/0	0	0	0/0	0	36
Mack, Kevin	5	1	0	0	0/0	0	0	0/0	0	36
Bahr, Matt	0	0	0	0	9/10	0	0	4/5	0	21
Tennell, Derek	0	3	0	0	0/0	0	0	0/0	0	18
Mason, Larry	2	1	0	0	0/0	0	0	0/0	0	18
Kemp, Perry	0	2	0	0	0/0	0	0	0/0	0	12
McNeil, Gerald	0	2	0	0	0/0	0	0	0/0	0	12
Weathers, Cl.	0	2	0	0	0/0	0	0	0/0	0	12
Franco, Brian	0	0	0	0	2/2	0	0	3/4	0	11
Kosar, Bernie	1	0	0	0	0/0	0	0	0/0	0	6
Wright, Felix	0	0	1	0	0/0	0	0	0/0	0	6
Ellis, Ray	0	0	1	0	0/0	0	0	0/0	0	6
Matthews, Clay	0	0	1	0	0/0	0	0	0/0	0	6
Langhorne, R.	0	1	0	0	0/0	0	0	0/0	0	6
Grayson, David	0	0	1	0	0/0	0	0	0/0	0	6
Kelley, Chns	0	0	0	0	1/1	0	0	0/0	0	1
Browns	16	27	4	0	45/47	0	0	21/31	0	390
Opponents	7	15	4	0	26/26	0	0	17/25	3	239

Rushing	No	Yds	Avg	LG	TD
Mack, Kevin	201	735	3.7	221	5
Byner, Earnest	105	432	4.1	21	8
Mason, Larry	56	207	3.7	22	2
Everett, Major	34	95	2.8	16	0
Manoa, Tim	23	116	5.0	35	0
Fontenot, Herman	15	33	2.2	14	0
Kosar, Bernie	15	22	1.5	7	1
Christensen, Jeff	11	41	3.7	15	0
Driver, Stacey	9	31	3.4	16	0
McNeil, Gerald	1	17	17.0	17	0
Verser, David	1	9	9.0	9	0
Davis, Johnny	1	7	7.0	7	0
Katolin, Mike	1	0	0.0	0	0
Danielson, Gary	1	0	0.0	0	0
Browns	474	1,745	3.7	35	16
Opponents	401	1,433	3.6	27	7

Receiving	No	Yds	Avg	LG	TD
Byner, Earnest	52	552	10.6	37	2
Slaughter, Webster	47	806	17.1	54	7
Brennan, Brian	43	607	14.1	53	6
Newsome, Ozzie	34	375	11.0	25	0
Mack, Kevin	32	223	7.0	17	1
Langhorne, Reggie	20	288	14.4	25	1
Kemp, Perry	12	224	18.7	34	2
Weathers, Clarence	11	153	13.9	37	2
Tennell, Derek	9	102	11.3	24	3
McNeil, Gerald	8	120	15.0	39	2
Everett, Major	8	41	5.1	10	0
Mason, Larry	5	26	5.2	15	1
Fontenot, Herman	4	40	10.0	25	0
Watson, Remi	2	22	11.0	13	0
Pierce, Steve	2	21	10.5	13	0
Tinsley, Keith	1	17	17.0	17	0
Manoa, Tim	1	8	8.0	8	0
Browns	291	3,625	12.5	54	27
Opponents	246	3,093	12.6	83	15

Interceptions	No	Yds	Avg	LG	TD
Wright, Felix	4	152	38.0	68	1
Minnifield, Frank	4	24	6.0	27	0
Matthews, Clay	3	62	20.7	36	1
Dixon, Hanford	3	5	1.7	6	0
Rockins, Chris	2	25	12.5	15	0
Harper, Mark	2	16	8.0	16	0
Horn, Alvin	1	28	28.0	28	0
Johnson, Eddie	1	11	11.0	11	0
Johnson, Mike	1	3	3.0	3	0
Wilson, Troy	1	0	0.0	0	0
Robinson, DeJuan	1	0	0.0	0	0
Hairston, Carl	0	40	0.0	40	0
Browns	23	366	15.9	68	2
Opponents	12	173	14.4	48	2

Punting	No	Yds	Avg	In20	TB	LG	Bk
Gosssett, Jeff	19	779	41.0	3	4	55	0
Winslow, George	18	616	34.2	5	2	45	0
Walters, Dale	11	400	36.4	2	1	56	0
Johnson, Lee	9	317	35.2	3	1	66	0
Browns	57	2,112	37.1	13	8	66	0
Opponents	79	3,035	38.4	13	8	57	0

Punt Returns	No	FC	Yds	Avg	LG	TD
McNeil, Gerald	34	9	386	11.4	40	0
Wilson, Troy	10	3	101	10.1	17	0
Browns	44	12	487	11.1	40	0
Opponents	16	10	93	5.8	21	0

Kickoff Returns	No	Yds	Avg	LG	TD
Young, Glen	18	412	22.9	44	0
McNeil, Gerald	11	205	18.6	33	0
Fontenot, Herman	9	230	14.4	24	0
Tinsley, Keith	2	16	13.0	13	0
Manoa, Tim	2	14	7.0	13	0
Beauford, Clayton	1	22	22.0	22	0
Driver, Stacey	1	16	16.0	16	0
Langhorne, Reggie	1	8	8.0	8	0
Grayson, David	1	6	6.0	6	0
Byner, Earnest	1	2	2.0	2	0
Mason, Larry	1	0	0.0	0	0
Browns	48	841	17.5	44	0
Opponents	72	1,343	18.7	39	0

Field Goals	1-19	20-29	30-39	40-49	50+	Tot.
Jaeger, Jeff	0/0	6/6	3/6	5/9	0/1	14/22
Bahr, Matt	0/0	2/2	2/3	0/0	0/0	4/5
Franco, Brian	0/0	3/3	0/1	0/0	0/0	3/4
Browns	0/0	11/11	5/10	5/9	0/1	21/31
Opponents	0/0	7/8	7/10	3/6	0/1	17/25

Passing	Att	Cmp	Yds	Pct	Av/At	TD	TD%	Int	Int%	LG	Tkld	Ratng
Kosar, Bernie	389	241	3,033	62.0	7.80	22	5.7	9	2.3	54t	22/129	95.4
Christensen, Jeff	58	24	297	41.4	5.12	1	1.7	3	5.2	34	5/37	42.1
Danielson, Gary	33	25	281	75.8	8.52	4	12.1	0	0.0	23	2/4	140.3
Fontenot, Herman	1	1	14	100.0	14.00	0	0.0	0	0.0	14	0/0	118.8
Jaeger, Jeff	1	0	0	0.0	0.00	0	0.0	0	0.0	0	0/0	39.6
Browns	482	291	3,625	60.4	7.52	27	5.6	12	2.5	54t	29/170	92.0
Opponents	467	246	3,093	52.7	6.62	15	3.2	23	4.9	83t	34/257	63.8

1988 Regular Season Results (10-6)

Coach: Marty Schottenheimer

Top Draft Choice: LB Clifford Charlton

1988 USUAL STARTING LINEUPS

Offense

WR	84	W. Slaughter, 85 C. Weathers
LT	74	Paul Farren
LG	70	Larry Williams
C	73	Gregg Rakoczy
RG	69	Dan Fike
RT	63	Cody Risien
TE	82	Ozzie Newsome
WR	88	Reggie Langhorne
QB	19	B. Kosar, 10 M. Pagel, 12 D. Strock
FB	34	K. Mack, 42 T. Manoa
RB	44	Earnest Byner

Defense

LDE	91	Sam Clancy
NT	79	Bob Golic
RDE	78	Carl Hairston
LOLB	56	David Grayson
LILB	59	Mike Johnson
RILB	54	M. Junkin, 51 E. Johnson
ROLB	57	Clay Matthews
LCB	31	Frank Minnifield
RCB	29	Hanford Dixon
SS	48	Brian Washington
FS	22	Felix Wright

Radio Announcers:

NeV Chandler, Doug Dieken, Jim Mueller (WWWE 1100 AM, WDOK 102 FM)

4th Down Pct.	26.7%	47.1%
Total Net Yards	5,011	4,767
Avg. Per Game	313.2	297.9
Total Plays	1,013	1,009
Avg. Per Play	4.9	4.7
Net Yards Rushing	1,575	1,920
Avg. Per Game	98.4	120.0
Total Rushes	440	498
Net Yards Passing	3,436	2,847
Avg. Per Game	214.8	177.9
Sacked/Yards Lost	36/250	37/255
Gross Yards	3,686	3,102
Attempts/Completions	537/313	474/245
Completion Pct.	58.3%	51.7%
Had Intercepted	17	20
Punts/Avg.	67/38.5	69/39.4
Net Punting Avg.	67/33.9	69/34.7
Penalties/Yards Lost	110/875	100/789
Fumbles/Ball Lost	32/16	23/11
Touchdowns	33	30
Rushing	10	13
Passing	19	13
Returns	4	4
Avg. Time Of Possession	30:49	29:11

Score By Periods	1st	2nd	3rd	4th	OT	Tot.
Browns	46	81	63	114	0	-304
Opponents	46	137	44	61	0	-288

Scoring	Ru	Pa	Rt	Df	PAT	2Ru	2Pa	FG	Saf	TP	
Bahr, Matt	0	0	0	0	32/33	0	0	0	24/29	0	104
Langhorne, R.	1	7	0	0	0/0	0	0	0	0/0	0	48
Byner, Earnest	3	2	0	0	0/0	0	0	0	0/0	0	30
Slaughter, W.	0	3	0	0	0/0	0	0	0	0/0	0	18
Mack, Kevin	3	0	0	0	0/0	0	0	0	0/0	0	15
Fontenot, H.	0	1	1	0	0/0	0	0	0	0/0	0	12
Newsome, Ozzie	0	2	0	0	0/0	0	0	0	0/0	0	12
Manoa, Tim	2	0	0	0	0/0	0	0	0	0/0	0	12
Bolden, Rickey	0	1	0	0	0/0	0	0	0	0/0	0	6
Kosar, Bernie	1	0	0	0	0/0	0	0	0	0/0	0	6
Minnifield, F.	0	0	1	0	0/0	0	0	0	0/0	0	6
Washington, B.	0	0	1	0	0/0	0	0	0	0/0	0	6
Tennell, Derek	0	1	0	0	0/0	0	0	0	0/0	0	6
Weathers, C.	0	1	0	0	0/0	0	0	0	0/0	0	6
Brennan, Brian	0	1	0	0	0/0	0	0	0	0/0	0	6
Perry, Michael D.	0	0	1	0	0/0	0	0	0	0/0	0	6
Buchanan, C.	0	0	0	0	0/0	0	0	0	0/0	1	2
Browns	10	19	4	0	32/33	0	0	24/29	1	304	
Opponents	13	13	4	0	30/30	0	0	26/34	0	288	

Rushing	No	Yds	Avg	LG	TD
Byner, Earnest	157	576	3.7	27t	3
Mack, Kevin	123	485	3.9	65	3
Manoa, Tim	99	389	3.9	34	2
Fontenot, Herman	28	87	3.1	17	0
Kosar, Bernie	12	-1	-0.1	13	1
Strock, Don	6	-2	-0.3	5	0
Danielson, Gary	4	3	0.8	5	0
Pagel, Mike	4	1	0.3	5	0
Baker, Tony	3	19	6.3	13	0
Langhorne, Reggie	2	26	13.0	20t	1

Runager, Max	1	0	0.0	0	0
Bahr, Matt	1	8	-8.0	-8	0
Browns	440	1,975	3.6	65	10
Opponents	498	1,520	3.9	41t	13

Receiving	No	Yds	Avg	LG	TD
Byner, Earnest	59	576	9.8	39t	2
Langhorne, Reggie	57	780	13.7	77t	7
Brennan, Brian	46	579	12.6	33	1
Newsome, Ozzie	35	343	9.8	28	2
Slaughter, Webster	30	462	15.4	41	3
Weathers, Clarence	29	436	15.0	49	1
Fontenot, Herman	19	170	8.9	15	1
Mack, Kevin	11	87	7.9	25	0
Manoa, Tim	10	54	5.4	9	0
Tennell, Derek	9	88	9.8	26	1
McNeil, Gerald	5	74	14.8	23	0
Young, Glen	2	34	17.0	25	0
Bolden, Rickey	1	3	3.0	3t	1
Browns	313	3,686	11.8	77t	19
Opponents	245	3,102	12.7	54	13

Interceptions	No	Yds	Avg	LG	TD
Wright, Felix	5	126	25.2	53	0
Minnifield, Frank	4	16	4.0	13	0
Washington, Brian	3	104	34.7	75t	1
Johnson, Mike	2	36	18.0	31	0
Dixon, Hanford	2	24	12.0	24	0
Harper, Mark	2	13	6.5	8	0
Johnson, Eddie	2	0	0.0	0	0
Browns	20	319	15.9	75t	1
Opponents	17	190	11.2	36t	2

Punting	No	Yds	Avg	In20	TB	LG	Blk
Runager, Max	48	1,935	40.3	13	2	52	0
Johnson, Lee	17	643	37.8	6	1	61	0
Team, Stat	2	0	0.0	0	0	0	2
Browns	67	2,578	38.5	19	3	61	2
Opponents	69	2,722	39.4	17	8	62	2

Punt Returns	No	FC	Yds	Avg	LG	TD
McNeil, Gerald	38	6	315	8.3	32	0
Weathers, Clarence	2	0	10	5.0	9	0
Browns	40	6	325	8.1	32	0
Opponents	32	11	304	9.5	73t	1

Kickoff Returns	No	Yds	Avg	LG	TD
Young, Glen	29	635	21.9	34	0
Fontenot, Herman	21	435	20.7	84	0
McNeil, Gerald	2	38	19.0	22	0
Braggs, Stephen	1	27	27.0	27	0
Perry, Michael Dean	1	13	13.0	13	0
Tennell, Derek	1	11	11.0	11	0
Browns	55	1,159	21.1	84	0
Opponents	58	973	16.8	29	0

Field Goals	1-19	20-29	30-39	40-49	50+	Tot.
Bahr, Matt	1/1	10/12	8/10	5/6	0/0	24/29
Browns	1/1	10/12	8/10	5/6	0/0	24/29
Opponents	2/2	7/7	12/15	5/7	0/3	26/34

Date	Result	Opponent	Att.
09/04	W 6-3	at Kansas City Chiefs	55,654
09/11	L 3-23	New York Jets	74,434
09/19	W 23-17	Indianapolis Colts	75,748
09/25	L 17-24	at Cincinnati Bengals	54,943
10/02	W 23-9	at Pittsburgh Steelers	56,410
10/09	L 10-16	Seattle Seahawks	78,605
10/16	W 19-3	Philadelphia Eagles	78,787
10/23	W 29-21	at Phoenix Cardinals	61,261
10/30	W 23-16	Cincinnati Bengals	79,147
11/07	L 17-24	at Houston Oilers	51,467
11/13	L 7-30	at Denver Broncos	75,806
11/20	W 27-7	Pittsburgh Steelers	77,131
11/27	W 17-13	at Washington Redskins	51,604
12/04	W 24-21	Dallas Cowboys	77,683
12/12	L 31-38	at Miami Dolphins	61,884
12/18	W 28-23	Houston Oilers	74,810

AFC Wild Card

12/24	L 23-24	Houston Oilers	74,977
-------	---------	----------------	--------

Team Statistics	Browns	Opponent
Total First Downs	294	301
Rushing	93	114
Passing	177	162
Penalty	24	25
3rd Down: Made/Att.	92/213	67/197
3rd Down Pct.	43.2%	34.0%
4th Down: Made/Att.	4/15	8/17

Passing	Att	Cmp	Yds	Pct	Ay/At	TD	TD%	Int	Int%	LG	Thld	Rating
Kosar, Bernie	259	156	1,890	60.2	7.30	10	3.9	7	2.7	77t	25/172	84.3
Pagel, Mike	134	71	736	53.0	5.49	3	2.2	4	3.0	28	1/9	64.1
Strock, Don	91	55	736	60.4	8.09	6	6.6	5	5.5	41	4/26	85.2
Danielson, Gary	52	31	324	59.6	6.23	0	0.0	1	1.9	26	6/43	69.7
Fontenot, Herman	1	0	0	0.0	0.00	0	0.0	0	0.0	0	0/0	39.6
Browns	537	313	3,686	58.3	6.86	19	3.5	17	3.2	77t	36/250	77.9
Opponents	474	245	3,102	51.7	6.54	13	2.7	20	4.2	54	37/255	64.0

YEAR BY YEAR

1989 Regular Season Results (9-6-1)

Coach: Bud Carson

Top Draft Choice: RB Eric Metcalf

1989 USUAL STARTING LINEUPS

Offense

WR	84	Webster Slaughter
LT	74	Paul Farren
LG	68	Ted Banker
C	73	Gregg Rakoczy
RG	69	D. Fike, 66 T. Jones
RT	63	Cody Risien
TE	82	Ozzie Newsome
WR	88	Reggie Langhorne
QB	19	Bernie Kosar
FB	42	Tim Manoa
RB	21	Eric Metcalf

Defense

LDE	60	Al Baker
LDT	78	Carl Hairston
RDT	92	Michael Dean Perry
RDE	97	Robert Banks
LOLB	57	Clay Matthews
MLB	59	Mike Johnson
ROLB	56	D. Grayson, 50 V. Walters
LCB	31	Frank Minnifield
RCB	29	Hanford Dixon
SS	22	Felix Wright
FS	30	Thane Gash

Radio Announcers:

Neu Chandler, Doug Dieken, Jim Mueller (WWVE 1100 AM, WDOX 102 FM)

4th Down Pct.	11.1%	62.5%
Total Net Yards	5,042	4,831
Avg. Per Game	315.1	301.9
Total Plays	1,011	1,031
Avg. Per Play	5.0	4.7
Net Yards Rushing	1,609	1,670
Avg. Per Game	100.6	104.4
Total Rushes	448	446
Net Yards Passing	3,433	3,161
Avg. Per Game	214.6	197.6
Sacked/Yards Lost	34/192	45/359
Gross Yards	3,625	3,520
Attempts/Completions	529/309	540/269
Completion Pct.	58.4%	49.8%
Had Intercepted	15	27
Punts/Avg.	97/39.4	94/40.4
Net Punting Avg.	97/35.0	94/35.1
Penalties/Yards Lost	128/973	122/985
Fumbles/Ball Lost	23/15	32/11
Touchdowns	41	30
Rushing	14	8
Passing	20	20
Returns	7	2
Avg. Time Of Possession	30:26	29:34

Score By Periods	1st	2nd	3rd	4th	OT	Tot.
Browns	48	112	104	64	6	— 334
Opponents	34	67	82	62	9	— 254

Scoring	Ru	Pa	Rt	Of	INT	2Rz/2P	FG	Sat	TP
Bahr, Matt	0	0	0	0	40/40	0	0	16/24	0 88
Metcalf, Eric	6	4	0	0	0/0	0	0	0/0	0 60
Slaughter, W	0	6	0	0	0/0	0	0	0/0	0 36
Manoa, Tim	3	2	0	0	0/0	0	0	0/0	0 30
Tillman, Lawyer	0	2	1	0	0/0	0	0	0/0	0 18
Langhorne, R	0	2	0	0	0/0	0	0	0/0	0 12
Grayson, David	0	0	2	0	0/0	0	0	0/0	0 12
Gash, Thane	0	0	2	0	0/0	0	0	0/0	0 12
Kosar, Bernie	1	0	0	0	0/0	0	0	0/0	0 6
Wright, Felix	0	0	1	0	0/0	0	0	0/0	0 6
Jones, Keith	1	0	0	0	0/0	0	0	0/0	0 6
Oliphant, Mike	1	0	0	0	0/0	0	0	0/0	0 6
Mack, Kevin	1	0	0	0	0/0	0	0	0/0	0 6
Walters, Van	0	1	0	0	0/0	0	0	0/0	0 6
Matthews, Clay	0	0	1	0	0/0	0	0	0/0	0 6
Tennell, Derek	0	1	0	0	0/0	0	0	0/0	0 6
Newsome, Ozzie	0	1	0	0	0/0	0	0	0/0	0 6
Middleton, Ron	0	1	0	0	0/0	0	0	0/0	0 6
Redden, Barry	1	0	0	0	0/0	0	0	0/0	0 6
Browns	14	20	4	3	40/40	0	0	16/24	0 334
Opponents	8	20	2	0	29/29	0	0	15/28	0 254

Rushing	No	Yds	Avg	LG	TD
Metcalf, Eric	187	633	3.4	43t	6
Manoa, Tim	87	289	3.3	22	3
Jones, Keith	43	160	3.7	15	1
Redden, Barry	40	180	4.5	38t	1
Mack, Kevin	37	130	3.5	12	1
Kosar, Bernie	30	70	2.3	23	1
Oliphant, Mike	15	97	6.5	21t	1
Langhorne, Reggie	5	19	3.8	18	0
McNeil, Gerald	2	32	16.0	18	0
Pagel, Mike	2	-1	-0.5	4	0

Browns	448	1,609	3.6	43t	14
Opponents	446	1,670	3.7	39t	8

Receiving	No	Yds	Avg	LG	TD
Slaughter, Webster	65	1,236	19.0	97t	6
Langhorne, Reggie	60	749	12.5	62t	2
Metcalf, Eric	54	397	7.4	68t	4
Newsome, Ozzie	29	324	11.2	31	1
Brennan, Brian	28	289	10.3	38	0
Manoa, Tim	27	241	8.9	32	2
Jones, Keith	15	126	8.4	36	0
McNeil, Gerald	10	114	11.4	32	0
Tillman, Lawyer	6	70	11.7	19	2
Redden, Barry	6	34	5.7	8	0
Oliphant, Mike	3	22	7.3	9	0
Mack, Kevin	2	7	3.5	4	0
Walters, Van	1	14	14.0	14t	1
Middleton, Ron	1	5	5.0	5t	1
Tennell, Derek	1	4	4.0	4t	1
Kosar, Bernie	1	-7	-7.0	0	0
Browns	309	3,625	11.7	97t	20
Opponents	269	3,520	13.1	68	20

Interceptions	No	Yds	Avg	LG	TD
Wright, Felix	9	91	10.1	27t	1
Gash, Thane	3	65	21.7	36t	2
Johnson, Mike	3	43	14.3	23	0
Minnifield, Frank	3	29	9.7	25	0
Harper, Mark	3	8	2.7	8	0
Grayson, David	2	25	12.5	14t	1
Matthews, Clay	1	25	25.0	25	0
Kramer, Kyle	1	12	12.0	12	0
Dixon, Hanford	1	2	2.0	2	0
Lyons, Robert	1	0	0.0	0	0
Browns	27	300	11.1	36t	4
Opponents	15	306	20.4	77	1

Punting	No	Yds	Avg	In20	TD	Blk	
Wagner, Bryan	97	3,817	39.4	32	6	60	0
Browns	97	3,817	39.4	32	6	60	0
Opponents	94	3,797	40.4	20	8	57	1

Punt Returns	No	FC	Yds	Avg	LG	TD
McNeil, Gerald	49	15	496	10.1	49	0
Browns	49	15	496	10.1	49	0
Opponents	49	13	418	8.5	27	0

Kickoff Returns	No	Yds	Avg	LG	TD
Metcalf, Eric	31	718	23.2	49	0
Oliphant, Mike	5	69	13.8	28	0
McNeil, Gerald	4	61	15.3	21	0
Jones, Keith	4	42	10.5	25	0
Briggs, Stephen	2	20	10.0	18	0
Redden, Barry	2	2	1.0	2	0
Joines, Vernon	1	12	12.0	12	0
Johnson, Eddie	1	8	8.0	8	0
Browns	50	932	18.6	49	0
Opponents	58	1,175	20.3	73	0

Field Goals	1-19	20-29	30-39	40-49	50+	Tot.
Bahr, Matt	0/0	5/5	6/8	4/9	1/2	16/24
Browns	0/0	5/5	6/8	4/9	1/2	16/24
Opponents	0/0	3/3	7/9	4/14	1/2	15/28

Passing	Att	Cmp	Yds	Pct	Av/AI	TD	TD%	Int	Int%	LG	Tkld	Rating
Kosar, Bernie	513	303	3,533	59.1	6.89	18	3.5	14	2.7	97t	34/192	80.3
Pagel, Mike	14	5	60	35.7	4.29	1	7.1	1	7.1	18	0/0	43.8
Metcalf, Eric	2	1	32	50.0	16.00	1	50.0	0	0.0	32t	0/0	135.4
Browns	529	309	3,625	58.4	6.85	20	3.8	15	2.8	97t	34/192	80.1
Opponents	540	269	3,520	49.8	6.52	20	3.7	27	5.0	68	45/359	62.3

1990 Regular Season Results (3-13)

Coach: Bud Carson/Jim Shofner

Top Draft Choice: RB Leroy Hoard

1990 USUAL STARTING LINEUPS

Offense

WR	84	Webster Slaughter
LT	74	Paul Farren
LG	65	Ralph Tamm
C	61	Mike Baab
RG	73	Gregg Rakoczy
RT	66	Tony Jones
TE	82	Ozzie Newsome
WR	88	R. Langhorne, 86 B. Brennan
QB	19	B. Kosar, 10 M. Pagel
FB	34	K. Mack, 33 L. Hoard
RB	21	Eric Metcalf

Defense

LDE	60	A. Baker, 90 R. Burnett
LDT	75	C. Pike, 71 T. Gibson
RDT	92	Michael Dean Perry
RDE	97	R. Banks, 98 A. Pleasant
LOLB	57	Clay Matthews
MLB	59	Mike Johnson
ROLB	50	V. Walters, 56 D. Grayson
LCB	24	T. Blaylock, 31 F. Minnifield
RCB	26	Raymond Clayborn
SS	22	Felix Wright
FS	30	Thane Gash

Radio Announcers:
 Nev Chandler, Doug Dieken, Jim Mueller (WHK 1420 AM, WWSM 100.7 FM)

Total Net Yards	4,367	5,190	Langhorne, Reggie	45	585	13.0	39	2
Avg. Per Game	272.9	324.4	Brennan, Brian	45	568	12.6	28	2
Total Plays	960	987	Mack, Kevin	42	360	8.6	30	2
Avg. Per Play	4.5	5.3	Newsome, Ozzie	23	240	10.4	38	2
Net Yards Rushing	1,220	2,105	Hoard, Leroy	10	73	7.3	17	0
Avg. Per Game	76.3	131.6	Gainer, Derrick	7	85	12.1	20	0
Total Rushes	345	511	Joines, Vernon	6	86	14.3	24	0
Net Yards Passing	3,147	3,085	Galbraith, Scott	4	62	15.5	28	0
Avg. Per Game	196.7	192.8	Talley, John	2	28	14.0	19	0
Sacked/Yards Lost	42/260	32/211	Kauric, Jerry	1	21	21.0	21	0
Gross Yards	3,407	3,296	Browns	301	3,407	11.3	50	13
Attempts/Completions	573/301	444/253	Opponents	253	3,296	13.0	59	32
Completion Pct.	52.5%	57.0%	Interceptions	No	Yds	Avg	LG	TD
Had Intercepted	23	13	Wright, Felix	3	56	18.7	36	0
Punts/Avg.	78/36.9	68/38.1	Blaylock, Anthony	2	45	22.5	45	11
Net Punting Avg.	78/31.5	68/35.0	Braggs, Stephen	2	13	6.5	11	0
Penalties/Yards Lost	122/922	95/684	Minnifield, Frank	2	0	0.0	0	0
Fumbles/Ball Lost	37/23	24/9	Johnson, Mike	1	64	64.0	64	1
Touchdowns	27	59	Gash, Thane	1	16	16.0	16	0
Rushing	10	21	Walters, Van	1	15	15.0	15	0
Passing	13	32	Grayson, David	1	3	3.0	3	0
Returns	4	6	Browns	13	212	16.3	64	1
Avg. Time of Possession	27:11	32:49	Opponents	23	422	18.3	67	3

Score By Periods

	1st	2nd	3rd	4th	OT	Tot.
Browns	32	57	71	68	0	228
Opponents	107	182	61	112	0	462

Scoring

	Ru	Pa	Rt	Df	PAT	2Ru	2Fo	Pg	Sa	Ff
Kauric, Jerry	0	0	0	0	24/27	0	0	14/20	0	66
Mack, Kevin	5	2	0	0	0/0	0	0	0/0	0	42
Slaughter, W.	0	4	0	0	0/0	0	0	0/0	0	24
Metcalf, Eric	1	2	0	0	0/0	0	0	0/0	0	24
Hoard, Leroy	3	0	0	0	0/0	0	0	0/0	0	18
Langhorne, B.	0	2	0	0	0/0	0	0	0/0	0	12
Brennan, Brian	2	0	0	0	0/0	0	0	0/0	0	12
Newsome, Ozzie	0	2	0	0	0/0	0	0	0/0	0	12
Johnson, Mike	0	0	0	1	0/0	0	0	0/0	0	6
Gainer, Derrick	1	0	0	0	0/0	0	0	0/0	0	6
Blaylock, A.	0	0	0	1	0/0	0	0	0/0	0	6
Browns	10	13	2	2	24/27	0	0	14/20	0	228
Opponents	21	32	0	6	56/59	0	0	16/27	2	462

Punting

	No	Yds	Avg	In20	TB	LG	Blk
Wagner, Bryan	74	2,879	38.9	13	2	65	4
Team, Stat	4	0	0.0	0	0	0	0
Browns	78	2,879	36.9	13	2	65	4
Opponents	68	2,589	38.1	15	4	70	1

Punt Returns

	No	FC	Yds	Avg	LG	TD
Adams, Stefan	13	4	81	6.2	25	0
Brennan, Brian	9	4	72	8.0	15	0
Lewis, Leo	8	7	56	7.0	18	0
Walters, Van	1	0	0	0.0	0	0
Browns	31	15	209	6.7	25	0
Opponents	41	13	425	10.4	37	0

Kickoff Returns

	No	Yds	Avg	LG	TD
Metcalf, Eric	52	1,052	20.2	101	2
Fullwood, Brent	6	119	19.8	27	0
Adams, Stefan	3	33	11.0	15	0
Galbraith, Scott	3	16	5.3	10	0
Hoard, Leroy	2	18	9.0	10	0
Johnson, Eddie	2	17	8.5	11	0
Barnett, Harlon	1	15	15.0	15	0
Talley, John	1	6	6.0	6	0
Gainer, Derrick	1	0	0.0	0	0
Browns	71	1,276	18.0	101	2
Opponents	45	805	17.9	39	0

Field Goals

	1-19	20-29	30-39	40-49	50+	Tot.
Kauric, Jerry	0/0	5/5	5/8	4/7	0/0	14/20
Browns	0/0	5/5	5/8	4/7	0/0	14/20
Opponents	1/1	4/4	4/6	6/14	1/2	16/27

Date	Result	Opponent	Att.
09/09	W 13-3	Pittsburgh Steelers	78,298
09/16	L 21-24	at New York Jets	67,354
09/23	L 14-24	San Diego Chargers	77,429
09/30	L 0-34	at Kansas City Chiefs	75,462
10/08	W 30-29	at Denver Broncos	74,814
10/14	L 20-25	at New Orleans Saints	68,608
10/22	L 13-34	Cincinnati Bengals	78,567
10/28	L 17-20	at San Francisco 49ers	63,672
11/04	L 0-42	Buffalo Bills	78,331
11/18	L 23-35	Houston Oilers	76,726
11/25	L 13-30	Miami Dolphins	70,225
12/02	L 23-38	Los Angeles Rams	61,981
12/09	L 14-58	at Houston Oilers	54,469
12/16	W 13-10	Atlanta Falcons	46,536
12/23	L 0-35	at Pittsburgh Steelers	51,665
12/30	L 14-21	at Cincinnati Bengals	60,041

Team Statistics

Browns	Opponent	
Total First Downs	259	314
Rushing	74	117
Passing	167	169
Penalty	18	28
3rd Down: Made/Att	81/207	104/211
3rd Down Pct.	39.1%	49.3%
4th Down: Made/Att	7/19	2/3
4th Down Pct.	36.8%	66.7%

Rushing

	No	Yds	Avg	LG	TD
Mack, Kevin	158	702	4.4	26	5
Metcalf, Eric	80	248	3.1	17	1
Hoard, Leroy	58	149	2.6	42	3
Gainer, Derrick	30	81	2.7	9	1
Kosar, Bernie	10	13	1.3	5	0
Slaughter, Webster	5	29	5.8	17	0
Pagel, Mike	3	-1	-0.3	0	0
Redden, Barry	1	-1	-1.0	-1	0
Browns	345	1,220	3.5	42	10
Opponents	511	2,105	4.1	39	21

Receiving

	No	Yds	Avg	LG	TD
Slaughter, Webster	59	847	14.4	50	4
Metcalf, Eric	57	452	7.9	35	1

Passing	Att	Cmp	Yds	Pct	Av/At	TD	TD%	Int	Int%	LG	3tktd	Rating
Kosar, Bernie	423	230	2,562	54.4	6.06	10	2.4	15	3.5	50	37/220	65.7
Pagel, Mike	148	69	819	46.6	5.53	3	2.0	8	5.4	32	5/40	48.2
Francis, Jeff	2	2	26	100.0	13.00	0	0.0	0	0.0	17	0/0	118.8
Browns	573	301	3,407	52.5	5.95	13	2.3	23	4.0	50	42/260	61.5
Opponents	444	253	3,296	57.0	7.42	32	7.2	13	2.9	59	32/111	92.3

1992 Regular Season Results (7-9)

Coach: Bill Belichick

Top Draft Choice: RB Tommy Vardell

1992 USUAL STARTING LINEUPS

Offense

WR	1	Michael Jackson
LT	66	Tony Jones
LG	72	B. Dahl, 70 J. Rienstra
C	63	Jay Hilgenberg
RG	68	Ed King
RT	69	Dan Fike
TE	83	Mark Bavaro
WR	85	Lawyer Tillman
QB	19	B. Kosar, 18 M. Tomczak
FB	44	T. Vardell, 34 K. Mack
RB	33	L. Hoard, 21 E. Metcalf

Defense

LDE	90	Rob Burnett
LDT	96	James Jones
RDT	92	Michael Dean Perry
RDE	98	Anthony Pleasant
LOLB	58	David Brandon
MLB	59	Mike Johnson
ROLB	57	Clay Matthews
LCB	31	Frank Minnifield
RCB	24	Terry Taylor
SS	29	Eric Turner
FS	22	Vince Newsome

Radio Announcers:

Neu Chandler, Doug Dieken, Jim Mueller
(WHK 1420 AM, WWSM 100.7 FM)

Total Net Yards

	4,492	4,757
Avg. Per Game	280.8	297.3
Total Plays	883	963
Avg. Per Play	5.1	4.9
Net Yards Rushing	1,607	1,605
Avg. Per Game	100.4	100.3
Total Rushes	451	429
Net Yards Passing	2,885	3,152
Avg. Per Game	180.3	197.0
Sacked/Yards Lost	34/217	48/315
Gross Yards	3,102	3,467
Attempts/Completions	398/238	486/291
Completion Pct.	59.8%	59.9%
Had Intercepted	16	13
Punts/Avg.	75/41.1	74/44.5
Net Punting Avg.	75/38.0	74/38.7
Penalties/Yards Lost	104/765	93/764
Fumbles/Ball Lost	19/12	33/20
Touchdowns	30	29
Rushing	7	5
Passing	18	23
Returns	5	1
Avg. Time Of Possession	30:13	29:47

Receiving

	No	Yds	Avg	LG	TD
Jackson, Michael	47	755	16.1	69t	7
Metcalf, Eric	47	614	13.1	69t	5
Hoard, Leroy	26	310	11.9	46t	1
Tillman, Lawyer	25	498	19.9	52	0
Bavaro, Mark	25	315	12.6	39	2
Holohan, Pete	20	170	8.5	24	0
Vardell, Tommy	13	128	9.8	23	0
Mack, Kevin	13	81	6.2	23	0
Smith, Rico	5	64	12.8	21	0
Galbraith, Scott	4	63	15.8	28	1
Collins, Shawn	3	31	10.3	11	0
Baldwin, Randy	2	30	15.0	20	0
Holland, Jamie	2	27	13.5	16	0
Wolfe, Ron	2	8	4.0	6	1
Brooks, James	2	-1	-0.5	4	0
McCardell, Keenan	1	8	8.0	8	0
Jones, James	1	1	1.0	11	1
Browns	238	3,102	13.0	69t	18
Opponents	291	3,467	11.9	68t	23

Interceptions

	No	Yds	Avg	LG	TD
Newsome, Vince	3	55	18.3	29	0
Brandon, David	2	123	61.5	92t	1
Walls, Everson	2	26	13.0	24	0
Minnifield, Frank	2	6	3.0	5	0
Matthews, Clay	1	6	6.0	6	0
Turner, Eric	1	6	6.0	6	0
Johnson, Mike	1	0	0.0	0	0
Taylor, Terry	1	0	0.0	0	0
Browns	13	222	17.1	92t	1
Opponents	16	213	13.3	69	1

Score By Periods

	1st	2nd	3rd	4th	OT	Tot.
Browns	63	31	76	102	0	- 272
Opponents	55	47	80	93	0	- 275

Scoring

	Ru	Pa	Rt	DT	PAT	2R	2P	Fa	FG	Sa	TP
Stover, Matt	0	0	0	0	29/30	0	0	21/29	0	92	0
Metcalf, Eric	1	5	1	0	0/0	0	0	0/0	0	42	0
Jackson, M.	0	7	0	0	0/0	0	0	0/0	0	42	0
Mack, Kevin	6	0	0	0	0/0	0	0	0/0	0	36	0
Bavaro, Mark	0	2	0	0	0/0	0	0	0/0	0	12	0
Brandon, David	0	0	2	0	0/0	0	0	0/0	0	12	0
Jones, James	0	1	0	0	0/0	0	0	0/0	0	6	0
Galbraith, Scott	0	1	0	0	0/0	0	0	0/0	0	6	0
Johnson, Mike	0	0	1	0	0/0	0	0	0/0	0	6	0
Hoard, Leroy	0	1	0	0	0/0	0	0	0/0	0	6	0
Moore, Steven	0	0	1	0	0/0	0	0	0/0	0	6	0
Wolfe, Ron	0	1	0	0	0/0	0	0	0/0	0	6	0
Browns	7	18	1	4	29/30	0	0	21/29	0	272	0
Opponents	5	23	0	1	29/29	0	0	24/29	0	275	0

Rushing

	No	Yds	Avg	LG	TD
Mack, Kevin	169	543	3.2	37	6
Vardell, Tommy	99	369	3.7	35	0
Metcalf, Eric	73	301	4.1	31	1
Hoard, Leroy	54	236	4.4	37	0
Tomczak, Mike	24	39	1.6	16	0
Brooks, James	13	38	2.9	13	0
Baldwin, Randy	10	31	3.1	11	0
Kosar, Bernie	5	12	2.4	8	0
Tillman, Lawyer	2	15	7.5	15	0
Jackson, Michael	1	21	21.0	21	0
Wolfe, Ron	1	2	2.0	2	0
Browns	451	1,607	3.6	37	7
Opponents	429	1,605	3.7	48	5

Nickoff Returns

	No	Yds	Avg	LG	TD
Baldwin, Randy	30	675	22.5	47	0
Metcalf, Eric	9	157	17.4	30	0
Hoard, Leroy	2	34	17.0	25	0
Vardell, Tommy	2	14	7.0	13	0
Browns	43	880	20.5	47	0
Opponents	51	907	17.8	30	0

Field Goals

	1-19	20-29	30-39	40-49	50+	Tot.
Stover, Matt	1/1	11/11	6/8	2/6	1/3	21/29
Browns	1/1	11/11	6/8	2/6	1/3	21/29
Opponents	0/0	10/11	7/8	7/8	0/2	24/29

Date	Result	Opponent	Att.
09/06	L 3-14	at Indianapolis Colts	50,766
09/14	L 23-27	Miami Dolphins	74,765
09/20	W 28-16	at Los Angeles Raiders	48,102
09/27	L 0-12	Denver Broncos	78,064
10/11	W 17-9	Pittsburgh Steelers	78,080
10/18	W 17-6	Green Bay Packers	69,268
10/25	W 19-17	at New England Patriots	32,219
11/01	L 10-30	at Cincinnati Bengals	54,765
11/08	W 24-14	at Houston Oilers	57,348
11/15	L 13-14	San Diego Chargers	58,396
11/22	L 13-17	at Minnesota Vikings	53,323
11/29	W 27-14	Chicago Bears	73,578
12/06	W 37-21	Cincinnati Bengals	68,368
12/13	L 14-24	at Detroit Lions	65,970
12/20	L 14-17	Houston Oilers	59,898
12/27	L 13-23	at Pittsburgh Steelers	53,776

Team Statistics	Browns	Opponent
Total First Downs	242	281
Rushing	85	86
Passing	141	170
Penalty	16	25
3rd Down: Made/Att	67/196	76/205
3rd Down Pct.	34.2%	37.1%
4th Down: Made/Att	9/17	7/14
4th Down Pct.	52.9%	50.0%

	Passing	Att	Cmp	Yds	Pct	Avg/At	TD	TD%	Int	Int%	LG	Tkld	Rating
Tomczak, Mike	211	120	1,693	56.9	8.02	7	3.2	7	3.3	52	12/85	80.1	
Kosar, Bernie	155	103	1,160	66.5	7.48	8	5.7	4.5	69t	21/126	87.0		
Philcox, Todd	27	13	217	48.1	8.04	3	11.1	1	3.7	69t	1/6	97.3	
Goebel, Brad	3	2	32	66.7	10.67	0	0.0	0	0.0	22	0/0	102.1	
Metcalf, Eric	1	0	0	0.0	0.00	0	0.0	0	0.0	0	0/0	39.6	
Stover, Matt	1	0	0	0.0	0.00	0	0.0	1	100.0	0	0/0	0.0	
Browns	398	238	3,102	59.8	7.79	18	4.5	16	4.0	69t	34/217	82.7	
Opponents	486	291	3,467	59.9	7.13	23	4.7	13	2.7	68t	48/315	86.3	

YEAR BY YEAR

1993 Regular Season Results (7-9)

Coach: Bill Belichick

Top Draft Choice: C Steve Everett

1993 USUAL STARTING LINEUPS

Offense

WR	81	Michael Jackson
LT	66	Tony Jones
LG	64	Houston Hoover
C	61	Steve Everett
RG	72	Bob Dahl
RT	62	Gene Williams
TE	88	Brian Kinchen
WR	83	Mark Carrier
QB	12	V. Testaverde, 19 B. Kosar
FB	44	Tommy Vercelle
RB	21	E. Metcalf, 33 L. Hoard

Defense

LDE	90	Rob Burnett
LDT	96	J. Jones, 93 J. Ball
RDT	92	Michael Dean Perry
RDE	98	Anthony Pleasant
LOLB	53	Pepper Johnson
MLB	59	Mike Johnson
ROLB	57	Clay Matthews
LCB	24	Terry Taylor
RCB	48	Najee Mustafaa
SS	27	Stevon Moore
FS	29	Eric Turner

Radio Announcers:

New Chandler, Doug Dieken, Jim Mueller
(WHK 1420 AM, WWMS 100.7 FM)

Total Net Yards	4,740	4,778
Avg. Per Game	296.3	298.6
Total Plays	948	1,040
Avg. Per Play	5.0	4.6
Net Yards Rushing	1,701	1,654
Avg. Per Game	106.3	103.4
Total Rushes	425	451
Net Yards Passing	3,039	3,124
Avg. Per Game	189.9	195.3
Sacked/Yards Lost	45/289	48/342
Gross Yards	3,328	3,466
Attempts/Completions	478/262	541/306
Completion Pct.	54.8%	56.6%
Had Intercepted	19	13
Punts/Avg.	84/43.2	85/42.4
Net Punting Avg.	84/38.0	85/35.8
Penalties/Yards Lost	121/842	105/821
Fumbles/Ball Lost	27/17	28/9
Touchdowns	36	30
Rushing	8	9
Passing	23	19
Returns	5	2
Avg. Time Of Possession	29:32	30:28

Score By Periods	1st	2nd	3rd	4th	OT	Tot.
Browns	56	99	58	91	0	— 304
Opponents	64	110	52	81	0	— 307

Scoring	Ru	Pa	Rt	Df	PAT	2Ru	2Pa	FG	Saf	TP		
Stover, Matt	0	0	0	0	36	36	0	0	16	22	0	84
Jackson, M.	0	8	0	0	0	0	0	0	0	0	0	48
Metcalf, Eric	1	2	2	0	0	0	0	0	0	0	0	30
Carrier, Mark	1	3	1	0	0	0	0	0	0	0	0	30
Vardell, Tommy	3	1	0	0	0	0	0	0	0	0	0	24
McCardell, K.	0	4	0	0	0	0	0	0	0	0	0	24
Kinchen, Brian	0	2	0	0	0	0	0	0	0	0	0	12
Philcox, Todd	1	0	0	0	0	0	0	0	0	0	0	6
Hoard, Leroy	1	1	0	0	0	0	0	0	0	0	0	6
Woffley, Ron	0	1	0	0	0	0	0	0	0	0	0	6
Moore, Stevon	0	0	0	1	0	0	0	0	0	0	0	6
Mack, Kevin	1	0	0	0	0	0	0	0	0	0	0	6
Mustafaa, Najee	0	0	0	1	0	0	0	0	0	0	0	6
Tillman, Lawyer	0	1	0	0	0	0	0	0	0	0	0	6
Jones, James	1	0	0	0	0	0	0	0	0	0	0	6
Pleasant, A.	0	0	0	0	0	0	0	0	0	0	1	2
Riddick, Louis	0	0	0	0	0	0	0	0	0	0	1	2
Browns	8	23	3	2	36	36	0	16	22	2	304	
Opponents	9	19	0	2	30	30	0	31	38	2	307	

Rushing	No	Yds	Avg	LG	TD
Vardell, Tommy	171	644	3.8	54	3
Metcalf, Eric	129	611	4.7	55	1
Hoard, Leroy	56	227	4.1	30	0
Testaverde, Vinny	18	74	4.1	14	0
Baldwin, Randy	18	61	3.4	11	0
Kosar, Bernie	14	19	1.4	10	0
Mack, Kevin	10	33	3.3	7	1
Carrier, Mark	4	26	6.5	15t	1
Philcox, Todd	2	3	1.5	3t	1

Jones, James	2	2	1.0	1t	1
Jackson, Michael	1	1	1.0	1	0
Browns	425	1,701	4.0	55	8
Opponents	451	1,654	3.7	49	9

Receiving	No	Yds	Avg	LG	TD
Metcalf, Eric	63	539	8.6	49t	2
Carrier, Mark	43	746	17.3	55	3
Jackson, Michael	41	756	18.4	62t	8
Hoard, Leroy	35	351	10.0	41	0
Kinchen, Brian	29	347	12.0	40	2
Vardell, Tommy	19	151	7.9	28t	1
McCardell, Keenan	13	234	18.0	43	4
Tillman, Lawyer	5	68	13.6	18	1
Woffley, Ron	5	25	5.0	9	1
Smith, Rico	4	55	13.8	17	0
Rows, Patrick	3	37	12.3	16	0
Williams, Clarence	1	14	14.0	14	0
Baldwin, Randy	1	5	5.0	5t	1
Browns	262	3,328	12.7	62t	23
Opponents	306	3,466	11.3	56	19

Interceptions	No	Yds	Avg	LG	TD
Turner, Eric	5	25	5.0	19	0
Jones, Selwyn	3	0	0.0	0	0
Mustafaa, Najee	1	97	97.0	97t	1
Hilliard, Randy	1	54	54.0	54	0
Speer, Del	1	22	22.0	22	0
Matthews, Clay	1	10	10.0	10	0
Johnson, Mike	1	0	0.0	0	0
Browns	13	208	16.0	97t	1
Opponents	19	246	12.9	69	6

Punting	No	Yds	Avg	In20	TB	LG	Blk
Hansen, Brian	82	3,632	44.3	15	10	72	2
Team, Stat	2	0	0.0	0	0	0	0
Browns	84	3,632	43.2	15	10	72	2
Opponents	85	3,603	42.4	24	7	61	0

Punt Returns	No	FC	Yds	Avg	LG	TD
Metcalf, Eric	36	11	464	12.9	91t	2
Carrier, Mark	6	1	92	15.3	56t	1
Turner, Eric	0	0	7	0.0	7	0
Browns	42	12	563	13.4	91t	3
Opponents	49	14	438	8.9	36	0

Kickoff Returns	No	Yds	Avg	LG	TD
Baldwin, Randy	24	444	18.5	31	0
Metcalf, Eric	15	318	21.2	47	0
Hoard, Leroy	13	286	22.0	39	0
Vardell, Tommy	4	58	14.5	16	0
Smith, Rico	1	13	13.0	13	0
Kinchen, Brian	1	0	0.0	0	0
Browns	58	1,119	19.3	47	0
Opponents	46	814	17.7	49	0

Field Goals	1-19	20-25	30-39	40-49	50+	Tot.
Stover, Matt	0/0	4/4	5/6	6/8	1/4	16/22
Browns	0/0	4/4	5/6	6/8	1/4	16/22
Opponents	1/1	13/14	6/10	8/9	3/4	31/38

Date	Result	Opponent	Att.
09/05	W 27-14	Cincinnati Bengals	75,508
09/13	W 23-13	San Francisco 49ers	78,218
09/19	W 19-16	at Los Angeles Raiders	48,617
09/26	L 10-23	at Indianapolis Colts	59,654
10/10	L 14-24	Miami Dolphins	78,138
10/17	W 28-17	at Cincinnati Bengals	55,647
10/24	W 28-23	Pittsburgh Steelers	78,118
11/07	L 14-29	Denver Broncos	77,818
11/14	L 5-22	at Seattle Seahawks	54,622
11/21	L 20-27	Houston Oilers	71,668
11/28	L 14-17	at Atlanta Falcons	54,510
12/05	W 17-13	New Orleans Saints	60,388
12/12	L 17-19	at Houston Oilers	58,720
12/19	L 17-20	New England Patriots	48,618
12/26	W 42-14	at Los Angeles Rams	34,155
01/02	L 9-16	at Pittsburgh Steelers	49,208

Team Statistics	Browns	Opponent
Total First Downs	264	290
Rushing	91	94
Passing	152	170
Penalty	21	26
3rd Down: Made/Att	66/201	88/231
3rd Down Pct.	32.8%	38.1%
4th Down: Made/Att	11/14	6/13
4th Down Pct.	78.6%	46.2%

Passing	Att	Cmp	Yds	Pct	Av/At	TD	TD%	Int	Int%	LG	TKld	Rating
Testaverde, Vinny	230	130	1,797	56.5	7.81	14	6.1	9	3.9	62t	17/101	85.7
Kosar, Bernie	138	79	807	57.2	5.85	5	3.6	3	2.2	38t	21/128	77.2
Philcox, Todd	108	52	699	48.1	6.47	4	3.7	7	6.5	56	7/60	54.5
Jackson, Michael	1	1	25	100.0	25.00	0	0.0	0	0.0	25	0/0	118.8
Hoard, Leroy	1	0	0	0.0	0.00	0	0.0	0	0.0	0	0/0	39.6
Browns	478	262	3,328	54.8	6.96	23	4.8	19	4.0	62t	45/289	76.2
Opponents	541	306	3,466	56.6	6.41	19	3.5	13	2.4	56	48/342	77.6

1994 Regular Season Results (11-5)

Coach: Bill Belichick
Top Draft Choice: CB Antonio Langham
1994 USUAL STARTING LINEUPS

Offense
 WR 81 M. Jackson, 83 M. Carner
 LT 66 Tony Jones
 LG 69 D. Dawson, 63 W. Williams
 C 61 Steve Everitt
 RG 72 Bob Dahl
 RT 77 O. Brown, 62 G. Williams
 TE 88 B. Kinchen, 89 W. Reeves
 WR 85 Derrick Alexander
 QB 12 Vinny Testaverde, 11 M. Rypien
 FB 33 L. Hoard, 44 T. Vardell
 RB 21 Eric Metcalf

Defense
 LDE 90 Rob Burnett
 LDT 94 Bill Johnson
 RDT 92 Michael Dean Perry
 RDE 98 Anthony Pleasant
 LOLB 58 Carl Banks
 MLB 52 Pepper Johnson
 ROLB 50 Frank Stams
 LCB 38 Antonio Langham
 RCB 28 Don Griffin
 SS 27 Stevon Moore
 FS 29 Eric Turner

Radio Announcers:
 Casey Coleman, Doug Dieken, Jim Mueller
 (WKNR 1220 AM, WDOX 102.1 FM)

3rd Down: Made/Att	69/204	83/242
3rd Down Pct.	33.8%	34.3%
4th Down: Made/Att	4/12	7/18
4th Down Pct.	33.3%	38.9%
Total Net Yards	4,832	4,826
Avg. Per Game	302.0	301.6
Total Plays	970	1,090
Avg. Per Play	5.0	4.4
Net Yards Rushing	1,657	1,669
Avg. Per Game	103.6	104.3
Total Rushes	449	465
Net Yards Passing	3,175	3,157
Avg. Per Game	198.4	197.3
Sacked/Yards Lost	14/94	38/268
Gross Yards	3,269	3,425
Attempts/Completions	507/266	587/325
Completion Pct.	52.5%	55.4%
Had Intercepted	21	18
Punts/Avg.	80/40.1	97/40.0
Net Punting Avg.	80/37.4	97/35.2
Penalties/Yards Lost	113/969	129/1,139
Fumbles/Ball Lost	26/14	26/13
Touchdowns	37	22
Rushing	12	9
Passing	20	13
Returns	5	0
Avg. Time Of Possession	28:43	31:17

Rypien, Mark	7	4	0.6	2	0
Alexander, Derrick	4	38	9.5	25	0
Camer, Mark	1	14	14.0	14	1
Jones, James	1	0	0.0	0	0
Browns	449	1,657	3.7	39	12
Opponents	465	1,669	3.6	41	9
Receiving	No	Yds	Avg	LG	TD
Alexander, Derrick	48	828	17.3	81	2
Metcalf, Eric	47	436	9.3	57	3
Hoard, Leroy	45	445	9.9	65	4
Carner, Mark	29	452	15.6	43	5
Kinchen, Brian	24	232	9.7	38	1
Jackson, Michael	21	304	14.5	30	2
Vardell, Tommy	16	137	8.6	19	1
Byner, Earnest	11	102	9.3	30	0
McCardell, Keenan	10	182	18.2	34	0
Reeves, Walter	6	61	10.2	22	1
Baldwin, Randy	3	15	5.0	15	0
Hartley, Frank	3	13	4.3	8	1
Smith, Rico	2	61	30.5	50	0
Jones, James	1	1	1.0	1	0
Browns	266	3,269	12.3	81	20
Opponents	325	3,425	10.5	44	13
Interceptions	No	Yds	Avg	LG	TD
Turner, Eric	9	199	22.1	93	1
Jacobs, Tim	2	9	4.5	8	0
Langham, Antonio	2	2	1.0	2	0
Griffin, Don	2	2	1.0	2	0
Stams, Frank	1	7	7.0	7	0
Booth, Issac	1	4	4.0	4	0
Caldwell, Mike	1	0	0.0	0	0
Browns	18	223	12.4	93	1
Opponents	21	225	10.7	49	0

Score By Periods	1st	2nd	3rd	4th	OT	Tot.
Browns	65	121	55	99	0	- 340
Opponents	52	58	28	66	0	- 204

Date	Result	Opponent	Att.
09/04	W 28-20	at Cincinnati Bengals	52,778
09/11	L 10-17	Pittsburgh Steelers	77,774
09/18	W 32-0	Arizona Cardinals	62,818
09/25	W 21-14	at Indianapolis Colts	55,821
10/02	W 27-7	New York Jets	76,188
10/13	W 11-8	at Houston Oilers	50,364
10/23	W 37-13	Cincinnati Bengals	77,588
10/30	L 14-26	at Denver Broncos	73,190
11/06	W 13-6	New England Patriots	73,878
11/13	W 26-7	at Philadelphia Eagles	65,233
11/20	L 13-20	at Kansas City Chiefs	69,121
11/27	W 34-10	Houston Oilers	65,088
12/04	L 13-16	New York Giants	72,068
12/10	W 19-14	at Dallas Cowboys	64,826
12/18	L 7-17	at Pittsburgh Steelers	60,808
12/24	W 35-9	Seattle Seahawks	54,180
Wild Card Playoff			
01/01	W 20-13	New England Patriots	77,452
Divisional Playoff			
01/07	L 9-29	at Pittsburgh Steelers	58,185

Scoring	Ru	Pa	Rt	Df	PAT	2Pt	Fg	FG	Saf	TP
Stover, Matt	0	0	0	0	32/32	0	0	26/28	0	110
Hoard, Leroy	5	4	0	0	0/0	0	0	0/0	0	54
Metcalf, Eric	2	3	2	0	0/0	0	0	0/0	0	42
Carner, Mark	1	5	0	0	0/0	0	0	0/0	0	36
Alexander, D.	0	2	0	0	0/0	0	1	0/0	0	14
Testaverde, Vinny	2	0	0	0	0/0	0	0	0/0	0	12
Byner, Earnest	2	0	0	0	0/0	0	0	0/0	0	12
Jackson, M.	0	2	0	0	0/0	0	0	0/0	0	12
Tupa, Tom	0	0	0	0	0/0	3	0	0/0	0	6
Baldwin, Randy	0	0	1	0	0/0	0	0	0/0	0	6
Turner, Eric	0	0	0	1	0/0	0	0	0/0	0	6
Hartley, Frank	0	1	0	0	0/0	0	0	0/0	0	6
Kinchen, Brian	0	1	0	0	0/0	0	0	0/0	0	6
Reeves, Walter	0	1	0	0	0/0	0	0	0/0	0	6
Hill, Travis	0	0	0	1	0/0	0	0	0/0	0	6
Vardell, Tommy	0	1	0	0	0/0	0	0	0/0	0	6
Browns	12	20	3	32/32	3	1	26/28	0	340	
Opponents	9	13	0	19/19	0	1	17/26	0	204	

Punting	No	Yds	Avg	In20	LG	Blk
Tupa, Tom	80	3,211	40.1	27	8	65
Browns	80	3,211	40.1	27	8	65
Opponents	97	3,880	40.0	24	11	59
Punt Returns	No	FC	Yds	Avg	LG	TD
Metcalf, Eric	35	6	348	9.9	92	2
Carner, Mark	9	1	112	12.4	60	0
Caldwell, Mike	1	0	2	2.0	2	0
Turner, Eric	1	0	0	0.0	0	0
Browns	46	7	462	10.0	92	2
Opponents	38	15	220	5.8	31	0
Kickoff Returns	No	Yds	Avg	LG	TD	
Baldwin, Randy	28	753	26.9	85	1	
Metcalf, Eric	9	210	23.3	32	0	
Kinchen, Brian	3	38	12.7	15	0	
Hoard, Leroy	2	30	15.0	20	0	
Browns	42	1,031	24.5	85	1	
Opponents	71	1,372	19.3	54	0	

Team Statistics	Browns	Opponent
Total First Downs	273	304
Rushing	80	98
Passing	161	173
Penalty	32	33

Rushing	No	Yds	Avg	LG	TD
Hoard, Leroy	209	890	4.3	39	5
Metcalf, Eric	93	329	3.5	37	2
Byner, Earnest	75	219	2.9	15	2
Baldwin, Randy	23	78	3.4	16	0
Testaverde, Vinny	21	37	1.8	12	2
Vardell, Tommy	15	48	3.2	9	0

Field Goals	1-19	20-29	30-39	40-49	50+	Tot.
Stover, Matt	1/1	7/7	10/11	8/8	0/1	26/28
Browns	1/1	7/7	10/11	8/8	0/1	26/28
Opponents	0/0	6/7	7/9	4/8	0/2	17/26

Passing	Att	Cmp	Yds	Pct	Av/At	TD	TD%	Int	Int%	LG	Tkld	Rating
Testaverde, Vinny	376	207	2,575	55.1	6.85	16	4.3	18	4.8	81	12/83	70.7
Rypien, Mark	128	59	694	46.1	5.42	4	3.1	3	2.3	43	2/11	63.7
Jackson, Michael	2	0	0	0.0	0.00	0	0.0	0	0.0	0	0/0	39.6
Metcalf, Eric	1	0	0	0.0	0.00	0	0.0	0	0.0	0	0/0	39.6
Browns	507	266	3,269	52.5	6.45	20	3.9	21	4.1	81	14/94	68.6
Opponents	587	325	3,425	55.4	5.83	13	2.2	18	3.1	44	38/268	67.1

YEAR BY YEAR

1995 Regular Season Results (5-11)

Coach: Bill Belichick

Top Draft Choice: LB Craig Powell

1995 USUAL STARTING LINEUPS

Offense

WR	81	Michael Jackson
LT	66	Tony Jones
LG	63	Wally Williams
C	61	Steve Ewertt
RG	72	Bob Dahl
RT	77	Orlando Brown
TE	88	Brian Kinchen
TE	48	Frank Hartley
WR	80	Andre Rison
QB	12	Vinny Testaverde
RB	33	Leroy Hoard

Defense

LDE	90	Rob Burnett
LDT	73	Tim Goad
RODT	78	Dan Footman
RDE	98	Anthony Pleasant
LOLB	58	Carl Banks
MLB	52	Pepper Johnson
ROLB	51	Gerald Dixon
LCB	38	Antonio Langham
RCB	28	Don Griffin
SS	27	Stevon Moore
FS	29	E. Turner, 43 V. Adams

Radio Announcers:

Casey Coleman, Doug Dieken, Jim Mueller (WKNR 1220 AM, WDOK 102.1 FM)

Avg. Per Game	317.3	353.0	McCardell, Keenan	56	709	12.7	36	4
Total Plays	985	1,082	Rison, Andre	47	701	14.9	59	3
Avg. Per Play	5.2	5.2	Jackson, Michael	44	714	16.2	70t	9
Net Yards Rushing	1,482	1,826	Kinchen, Brian	20	216	10.8	41	0
Avg. Per Game	92.6	114.1	Bishop, Harold	16	135	8.4	21	0
Total Rushes	398	-480	Alexander, Derrick	15	216	14.4	40	0
Net Yards Passing	3,594	3,822	Smith, Rico	13	173	13.3	29t	1
Avg. Per Game	224.6	238.9	Hoard, Leroy	13	103	7.9	24	0
Sacked/Yards Lost	32/178	29/191	Hartley, Frank	11	137	12.5	23	1
Gross Yards	3,772	4,013	White, Lorenzo	8	64	8.0	28	0
Attempts/Completions	555/324	573/360	Vardell, Tommy	6	18	3.0	7	0
Completion Pct.	58.4%	62.8%	Reeves, Walter	6	12	2.0	3	1
Had Intercepted	20	17	Hunter, Earnest	5	42	8.4	17	0
Punts/Avg.	65/43.6	59/41.7	Riddick, Louis	1	25	25.0	25	0
Net Punting Avg.	65/39.0	59/37.4	Testaverde, Vinny	1	7	7.0	7	0
Penalties/Yards Lost	107/966	108/736	Powers, Ricky	1	6	6.0	6	0
Fumbles/Ball Lost	29/9	20/11	Browns	324	3,772	11.6	70t	21
Touchdowns	31	40	Opponents	360	4,013	11.1	52	23
Rushing	5	15	Interceptions	No	Yds	Avg	LG	TD
Passing	23	23	Moore, Stevon	5	55	11.0	28	0
Returns	3	2	Dixon, Gerald	2	48	24.0	30	1
Avg. Time Of Possession	28:24	31:36	Hall, Dana	2	41	20.5	36	0

Score By Periods

	1st	2nd	3rd	4th	OT	Tot.
Browns	37	97	59	93	3	- 289
Opponents	89	91	43	133	0	- 356

Scoring

	Ru	Pa	Rt	DI	PAT	2Ru	2Pa	FG	Sal	TP
Stovet, Matt	0	2	0	0	26/26	0	0	29/33	0	125
Jackson, M.	0	9	0	0	0/0	0	0	0/0	0	54
McCardell, K.	0	4	0	0	0/0	0	0	0/0	0	24
Byner, Earnest	2	2	0	0	0/0	0	0	0/0	0	24
Rison, Andre	0	3	0	0	0/0	0	0	0/0	0	18
Testaverde, V.	2	0	0	0	0/0	0	0	0/0	0	12
Reeves, Walter	0	1	0	0	0/0	0	0	0/0	0	6
Alexander, D.	0	1	0	0	0/0	0	0	0/0	0	6
Smith, Rico	0	1	0	0	0/0	0	0	0/0	0	6
Caldwell, Mike	0	0	1	0	0/0	0	0	0/0	0	6
Duan, Gerald	0	0	1	0	0/0	0	0	0/0	0	6
Hartley, Frank	0	1	0	0	0/0	0	0	0/0	0	6
White, Lorenzo	1	0	0	0	0/0	0	0	0/0	0	6
Zeier, Eric	0	0	0	0	0/0	0	0	0/0	0	2
Browns	5	23	1	2	26/26	1	0	29/33	0	301
Opponents	15	23	0	2	34/36	1	1	26/34	0	356

Rushing

	No	Yds	Avg	LG	TD
Hoard, Leroy	136	547	4.0	25	0
Byner, Earnest	115	432	3.8	23	2
White, Lorenzo	62	163	2.6	11	1
Hunter, Earnest	30	100	3.3	15	0
Testaverde, Vinny	18	62	3.4	14	2
Zeier, Eric	15	80	5.3	17	0
Powers, Ricky	14	51	3.6	15	0
Vardell, Tommy	4	9	2.3	6	0
Rison, Andre	2	0	0.0	5	0
Alexander, Derrick	1	29	29.0	29	0
Tupa, Tom	1	9	9.0	9	0
Browns	398	1,482	3.7	29	5
Opponents	480	1,826	3.8	75t	15

Receiving

	No	Yds	Avg	LG	TD
Byner, Earnest	61	494	8.1	29t	2

	No	Yds	Avg	LG	TD
Rison, Andre	47	701	14.9	59	3
Jackson, Michael	44	714	16.2	70t	9
Kinchen, Brian	20	216	10.8	41	0
Bishop, Harold	16	135	8.4	21	0
Alexander, Derrick	15	216	14.4	40	0
Smith, Rico	13	173	13.3	29t	1
Hoard, Leroy	13	103	7.9	24	0
Hartley, Frank	11	137	12.5	23	1
White, Lorenzo	8	64	8.0	28	0
Vardell, Tommy	6	18	3.0	7	0
Reeves, Walter	6	12	2.0	3	1
Hunter, Earnest	5	42	8.4	17	0
Riddick, Louis	1	25	25.0	25	0
Testaverde, Vinny	1	7	7.0	7	0
Powers, Ricky	1	6	6.0	6	0
Browns	324	3,772	11.6	70t	21
Opponents	360	4,013	11.1	52	23

	No	Yds	Avg	In20	TD	LG	Bk
Tupa, Tom	65	2,831	43.6	18	9	64	0
Browns	65	2,831	43.6	18	9	64	0
Opponents	59	2,462	41.7	18	9	61	0

	No	FC	Yds	Avg	LG	TD
Alexander, Derrick	9	0	122	13.6	69t	1
McCardell, Keenan	13	14	93	7.2	17	0
Hunter, Earnest	3	0	40	13.3	17	0
Griffin, Don	0	2	0	0.0	0	0
Browns	25	16	255	10.2	69t	1
Opponents	34	9	296	8.7	56	0

	No	Yds	Avg	LG	TD
Hunter, Earnest	23	508	22.1	37	0
Alexander, Derrick	21	419	20.0	42	0
Bates, Michael	9	176	19.6	38	0
McCardell, Keenan	9	161	17.9	28	0
Byner, Earnest	5	96	19.6	27	0
Powers, Ricky	3	54	18.0	20	0
Frederick, Mike	2	16	8.0	11	0
Hoard, Leroy	1	13	13.0	13	0
Dixon, Gerald	1	10	10.0	10	0
Browns	74	1,455	19.7	42	0
Opponents	63	1,172	18.6	45	0

	1-19	20-29	30-39	40-49	50+	Tot.
Stovet, Matt	1/1	12/12	9/10	7/9	0/1	29/33
Browns	1/1	12/12	9/10	7/9	0/1	29/33
Opponents	0/0	9/12	12/12	4/7	1/3	26/34

Date	Result	Opponent	Att.
09/03	L 14-17	at New England Patriots	60,126
09/10	W 22-6	Tampa Bay Buccaneers	61,083
09/17	W 14-7	at Houston Oilers	36,077
09/24	W 35-17	Kansas City Chiefs	74,280
10/02	L 19-22	Buffalo Bills	76,211
10/08	L 20-38	at Detroit Lions	74,171
10/22	L 15-23	Jacksonville Jaguars	64,405
10/29	W 29-26	at Cincinnati Bengals (OT)	58,639
11/05	L 10-37	Houston Oilers	57,881
11/13	L 3-20	at Pittsburgh Steelers	58,675
11/19	L 20-31	Green Bay Packers	55,388
11/26	L 17-20	Pittsburgh Steelers	67,269
12/03	L 13-31	at San Diego Chargers	56,358
12/09	L 11-27	at Minnesota Vikings	47,984
12/17	W 26-10	Cincinnati Bengals	55,875
12/24	L 21-24	at Jacksonville Jaguars	66,007

Team Statistics	Browns	Opponent
Total First Downs	293	342
Rushing	83	112
Passing	189	200
Penalty	21	30
3rd Down: Made/Att	85/211	112/226
3rd Down Pct.	40.3%	49.6%
4th Down: Made/Att	10/21	7/14
4th Down Pct.	47.6%	50.0%
Total Net Yards	5,076	5,648

	Passing	Att	Cmp	Yds	Pct	Av/At	TD	TD%	Int	Int%	LG	Tkdd	Rating
Testaverde, Vinny	392	241	2,883	61.5	7.35	17	4.3	10	2.6	70t	17/87	87.8	
Zeier, Eric	161	82	864	50.9	5.37	4	2.5	9	5.6	59	15/91	51.9	
Tupa, Tom	1	1	25	100.0	25.00	0	0.0	0	0.0	25	0/0	118.8	
Jackson, Michael	1	0	0	0.0	0.00	0	0.0	1	100.0	0	0/0	0.0	
Browns	555	324	3,772	58.4	6.80	21	3.8	20	3.6	70t	32/178	76.6	
Opponents	573	360	4,013	62.8	7.00	23	4.0	17	3.0	52	29/191	84.6	

1999 Regular Season Results (2-14)

Coach: Chris Patmer
Top Draft Choice: QB Tim Couch
1999 USUAL STARTING LINEUPS

Offense
 WR 85 Kevin Johnson
 LT 75 Lomas Brown
 LG 71 Jim Pyne
 C 64 Dave Wohlbaugh
 RG 79 Scott Rehberg
 RT 77 Orlando Brown
 TE 82 Irv Smith
 WR 86 L. Shepherd, 84 D. Chiaverini
 QB 2 Tim Couch
 RB 42 Terry Kirby
 FB 44 Marc Edwards

Defense
 LE 53 John Thierry
 LT 73 Darius Holland
 RT 67 John Jurkovic
 RE 94 Derrick Alexander
 LLB 55 Rahim Abdullah
 MLB 58 Wali Rainer
 RLB 95 Jamir Miller
 LCB 47 Ryan McNeil
 RCB 33 Daylon McCutcheon
 SS 23 Marquez Pope
 FS 24 Corey Fuller

Radio Announcers:
 Jim Donovan, Doug Dieken (WMJI 105.7 FM, WTAM 1100 AM)

Total Net Yards	3762	6046
Avg. Per Game	235.1	377.9
Total Plays	865	1158
Avg. Per Play	4.3	5.2
Net Yards Rusing	1150	2736
Avg. Per Game	71.9	171.0
Total Rushes	313	610
Net Yards Passing	2612	3310
Avg. Per Game	163.3	206.9
Sacked/Yards Lost	60/385	25/147
Gross Yards	2997	3457
Att./Completions	492/271	523/331
Completion Pct.	55.1	63.3
Had Intercepted	15	8
Punts/Av.	106/43.8	66/40.9
Net Punting Avg.	106/34.6	66/37.3
Penalties/Yards Lost	92/714	88/776
Fumbles/Ball Lost	29/16	25/12
Touchdowns	28	49
Rushing	9	29
Passing	19	17
Returns	0	3

Chiaverini, Darrin	44	487	11.1	28t	4
Edwards, Marc	27	212	7.9	27t	2
Smith, Irv	24	222	9.3	22	1
Shepherd, Leslie	23	274	11.9	36	0
Abdul-Jabbar, K. LG	17	84	4.9	21	1
Abdul-Jabbar, K. TM	13	59	4.5	21	1
Campbell, Marc	9	131	14.6	21	0
Davis, Zola	2	38	19.0	25	0
Shaw, Sedrick TM	2	8	4.0	7	0
Powell, Ronnie	1	45	45.0	45	0
Dunn, David	1	4	4.0	4	0
Bobo, Orlando	1	3	3.0	3	0
Browns	271	2997	11.1	78t	19
Opponents	311	3457	10.4	54t	17
Interceptions	No	Yds	Avg	LG	TD
Pope, Marquez	2	15	7.5	13	0
Barker, Roy TM	1	14	14.0	14	0
McCutcheon, Daylon	1	12	12.0	12	0
Thierry, John	1	8	8.0	8	0
Jones, Lenoy	1	3	3.0	3	0
Abdullah, Rahim	1	0	0.0	0	0
Little, Earl LG	1	0	0.0	0	0
Little, Earl TM	1	0	0.0	0	0
Browns	8	52	6.5	14	1
Opponents	15	153	10.2	66t	1

Score by Periods	1st	2nd	3rd	4th	OT	Tot.
Browns	37	77	43	60	0	- 217
Opponents	75	146	99	117	0	- 437

Scoring	Hu	Pa	Rt	DI	PAT	2Ru	2Pa	FG	Saf	TP
Kirby, Terry	6	3	0	0	0	0	0	0	0	54
Dawson, Phil	1	0	0	23/24	0	0	8/12	0	53	
Johnson, Kevin	0	8	0	0	0	0	0	0	48	
Chiaverini D.	0	4	0	0	0	0	0	0	24	
Abdul-Jabbar, K.LG 1	1	0	0	0	0	0	0	0	12	
Abdul-Jabbar, K.TM 0	1	0	0	0	0	0	0	0	6	
Edwards, Marc	2	0	0	0	0	0	0	0	12	
Couch, Tim	1	0	0	0	0	0	0	0	8	
Detmer, Ty	1	0	0	0	0	0	0	0	6	
Smith, Irv	0	1	0	0	0	0	0	0	6	
Browns	9	19	0	0	23/24	1	4	8/12	0	217
Opponents	29	17	3	0	40/41	1	8	33/39	1	437

Punting	No	Yds	Avg	in20	TB	LG	Blk
Gardocki, Chns	106	4645	43.8	34.6	11	61	0
Browns	106	4645	43.8	34.6	11	61	0
Opponents	66	2702	40.9	37.3	4	59	1

Punt Returns	No	FC	Yds	Avg	LG	TD
Johnson, Kevin	19	10	128	6.7	15	0
Dunn, David	4	1	25	6.3	13	0
Gibson, Damon	2	2	9	4.5	8	0
Browns	25	13	162	6.5	15	0
Opponents	68	15	762	11.2	81t	2

Kickoff Returns	No	Yds	Avg	LG	TD
Powell, Ronnie	44	986	22.4	43	0
Kirby, Terry	11	230	20.9	28	0
Dunn, David	9	180	20.0	27	0
Hill, Madre	8	137	17.1	27	0
Saleh, Tarek	5	43	8.6	14	0
Campbell, Marc	3	28	9.3	10	0
Smith, Irv	3	15	5.0	10	0
Chiaverini, Darrin	2	35	17.5	22	0
Little, Earl LG	2	34	17.0	20	0
Little, Earl TM	2	34	17.0	20	0
Johnson, Kevin	1	25	25.0	25	0
Jones, George	1	12	12.0	12	0
Browns	89	1725	19.4	43	0
Opponents	42	764	18.2	55	0

Field Goals	1-19	20-29	30-39	40-49	50+	Tot.
Dawson, Phil	0/0	2/2	3/5	3/5	0/0	8/12
Browns	0/0	2/2	3/5	3/5	0/0	8/12
Opponents	4/4	13/13	6/7	10/15	0/0	33/39

Date	Result	Opponent	Att.
09/12	L 0-43	Pittsburgh Steelers	73,138
09/19	L 9-26	at Tennessee Titans	65,904
09/26	L 10-17	at Baltimore Ravens	68,803
10/03	L 7-19	New England Patriots	72,368
10/10	L 17-18	Cincinnati Bengals	73,048
10/17	L 7-24	at Jacksonville Jaguars	62,047
10/24	L 3-34	at St. Louis Rams	65,866
10/31	W 21-16	at New Orleans Saints	48,817
11/07	L 9-41	Baltimore Ravens	72,898
11/14	W 16-15	at Pittsburgh Steelers	58,213
11/21	L 17-31	Carolina Panthers	72,818
11/28	L 21-33	Tennessee Titans	72,008
12/05	L 10-23	at San Diego Chargers	53,147
12/12	L 28-44	at Cincinnati Bengals	59,972
12/19	L 14-24	Jacksonville Jaguars	72,038
12/26	L 28-29	Indianapolis Colts	72,618

Team Statistics	Browns	Opponent
Total First Downs	220	368
Rushing	64	161
Passing	134	187
Penalty	22	20
3rd Down: Made/Att	59/203	110/235
3rd Down Pct.	29.1	46.8
4th Down: Made/Att	9/13	8/13
4th Down Pct.	69.2	61.5
Possession Avg.	23:38	36:22

Rushing	No	Yds	Avg	LG	TD
Kirby, Terry	130	452	3.5	28	6
Abdul-Jabbar, K. LG	143	445	3.1	21	1
Abdul-Jabbar, K.TM	115	350	3.0	21	0
Couch, Tim	40	267	6.7	40	1
Detmer, Ty	6	38	6.3	11	1
Edwards, Marc	6	35	5.8	28	0
Jones, George	8	15	1.9	9	0
Shepherd, Leslie	1	5	5.0	5	0
Dawson, Phil	1	4	4.0	4t	1
Salaam, Rashaan TM	1	2	2.0	2	0
Shaw, Sedrick TM	3	2	0.7	3	0
Johnson, Kevin	1	6	6.0	6	0
Powell, Ronnie	1	14	14.0	14	0
Browns	313	1150	3.7	40	9
Opponents	610	2736	4.5	52t	29

Receiving	No	Yds	Avg	LG	TD
Johnson, Kevin	66	986	14.9	64t	8
Kirby, Terry	58	528	9.1	78t	3

Passing	Att	Cmp	Yds	Pct	Av/At	TD	TD%	Int	Int%	LG	Tkld	Rating
Couch, Tim	399	223	2447	55.9	6.13	15	3.8	13	3.3	78t	56/359	73.2
Detmer, Ty	91	47	548	51.6	6.02	4	4.4	2	2.2	35	4/26	75.7
Johnson, Kevin	1	0	0	0.0	0.00	0	0.0	0	0.0	0	0/0	39.6
Kirby, Terry	1	1	2	100.0	2.00	0	0.0	0	0.0	2	0/0	79.2
Browns	492	271	2997	55.1	6.09	19	3.9	15	3.0	78t	60/385	73.5
Opponents	523	331	3457	63.3	6.61	17	3.3	8	1.5	54t	25/147	86.8

YEAR BY YEAR

2000 Regular Season Results (3-13)

Coach: Chris Palmer

Top Draft Choice: DE Courtney Brown

2000 USUAL STARTING LINEUPS

Offense

WR	85	Kevin Johnson
LT	72	Roman Oben
LG	65	J. Burdren, 75 S. Zahursky
C	64	D. Wohlbaugh, 60 S. O'Hara
RG	61	Everett Lindsay
RT	75	S. Zahursky, 74 J. Brown
TE	80	A. Shea, 83 M. Campbell
WR	82	D. Patten, 86 D. Northcutt
QB	2	T. Couch, 18 D. Pederson
RB	23	E. Rhett, 41 T. Prentice
FB	44	Marc Edwards

Defense

LE	92	Courtney Brown
LT	99	Orpheus Roye
RT	93	Stain Colinet
RE	95	Keith McKenzie
LLB	95	J. Miller, 53 R. Abdullah
MLB	58	Wali Rainer
RLB	55	M. Moore, 95 J. Miller
LCB	24	Corey Fuller
RCB	33	Daylon McCutcheon
SS	21	Marquis Smith
FS	43	Percy Ellsworth

Radio Announcers:

Jim Donovan, Doug Dieken (WMJI 105.7 FM, WTAM 1100 AM)

Date	Result	Opponent	Att.
09/03	L 7-27	Jacksonville Jaguars	72,418
09/10	W 24-7	at Cincinnati Bengals	64,006
09/17	W 23-20	Pittsburgh Steelers	73,018
09/24	L 10-36	at Oakland Raiders	45,702
10/01	L 0-12	Baltimore Ravens	73,018
10/08	L 21-29	at Arizona Cardinals	39,148
10/15	L 10-44	at Denver Broncos	75,811
10/22	L 0-22	at Pittsburgh Steelers	57,659
10/29	L 3-12	Cincinnati Bengals	73,118
11/05	L 3-24	New York Giants	72,718
11/12	W 19-11	New England Patriots	72,618
11/19	L 10-24	at Tennessee Titans	68,498
11/26	L 7-44	at Baltimore Ravens	68,361
12/03	L 0-48	at Jacksonville Jaguars	51,262
12/10	L 24-35	Philadelphia Eagles	72,318
12/17	L 0-24	Tennessee Titans	72,318

Team Statistics	Browns	Opponent
Total First Downs	176	343
Rushing	53	147
Passing	110	169
Penalty	13	27
3rd Down: Made/Att	58/210	98/227
3rd Down Pct.	27.6	43.2
4th Down: Made/Att	6/19	11/17
4th Down Pct.	31.6	64.7

Total Net Yards	3530	5643	Rhett	14	78	5.6	16	0
Avg. Per Game	220.6	352.7	White	13	100	7.7	25	0
Total Plays	859	1122	Campbell	12	80	6.7	17	1
Avg. Per Play	4.1	5.0	J. Dawson	9	97	10.8	26	1
Net Yards Rushing	1085	2505	Chiaverini	8	68	8.5	18	1
Avg. Per Game	67.8	156.6	B. Brown	2	14	7.0	8	0
Total Rushes	336	594	Saleh	1	22	22.0	22	0
Net Yards Passing	2445	3138	Floyd LG	1	21	21.0	21	0
Avg. Per Game	152.8	196.1	Dunn LG	1	6	6.0	6	0
Sacked/Yards Lost	40/283	42/270	Dunn TM	1	6	6.0	6	0
Gross Yards	2728	3408	L. Jackson	1	5	5.0	5	0
Att./Completions	483/278	486/262	Browns	278	2728	9.8	79	9
Completion Pct.	57.6	53.9	Opponents	262	3408	13.0	61	18
Had Intercepted	19	12	Interceptions	No	Yds	Avg	LG	TD
Punts/Avg.	108/45.5	68/42.2	Fuller	3	0	0.0	0	0
Net Punting Avg.	108/37.3	68/35.8	Ellsworth	1	33	33.0	33	1
Penalties/Yards Lost	103/925	71/626	McCutcheon	1	20	20.0	20	0
Fumbles/Ball Lost	21/9	27/13	Little	1	7	7.0	7	0
Touchdowns	17	46	Rainer	1	5	5.0	5	0
Rushing	7	26	Moore	1	3	3.0	3	0
Passing	9	18	Chapman	1	0	0.0	0	0
Returns	1	2	Holland	1	0	0.0	0	0
			J. Miller	1	0	0.0	0	0
			Sanders	1	0	0.0	0	0
			Browns	12	68	5.7	33	1
			Opponents	19	228	12.0	46	2

Score By Periods	1st	2nd	3rd	4th	OT	Tot.
Browns	51	45	32	33	0	- 161
Opponents	46	176	115	82	0	- 419

Scoring	Ru	Pa	Rt	OT	PAT	2Ru	2Pa	FG	SA	TP
Dawson, P.	0	0	0	0	17/17	0	0	14/17	0	59
Prentice	7	1	0	0	0	0	0	0	0	48
Edwards	0	2	0	0	0	0	0	0	0	12
Shea	0	2	0	0	0	0	0	0	0	12
Campbell	0	1	0	0	0	0	0	0	0	6
Chiaverini	0	1	0	0	0	0	0	0	0	6
J. Dawson	0	1	0	0	0	0	0	0	0	6
Ellsworth	0	0	1	0	0	0	0	0	0	6
Patten	0	1	0	0	0	0	0	0	0	6
Browns	7	9	1	0	17/17	0	0	14/17	0	161
Opponents	2618	2	0	44/44	0	0	31/34	2	419	

Rushing	No	Yds	Avg	LG	TD
Prentice	173	512	3.0	17	7
Rhett	71	258	3.6	42	0
White	47	145	3.1	14	0
Pederson	18	68	3.8	15	0
Couch	12	45	3.8	31	0
Northcutt	9	33	3.7	13	0
Wynn	3	15	5.0	11	0
Edwards	2	9	4.5	6	0
K. Thompson	1	0	0.0	0	0
Floyd LG	2	-1	-5.0	0	0
Browns	336	1085	3.2	42	7
Opponents	594	2505	4.2	36	26

Receiving	No	Yds	Avg	LG	TD
Johnson	57	669	11.7	79	0
Northcutt	39	422	10.8	37	0
Patten	38	546	14.4	65	1
Prentice	37	191	5.2	13	1
Shea	30	302	10.1	37	2
Edwards	16	128	8.0	21	2

Punting	No	Yds	Avg	In20	TB	LG	Blk
Gardocki	108	4919	45.5	37.3	5	25	67
Browns	108	4919	45.5	37.3	5	25	67
Opponents	68	2868	42.2	35.8	7	18	69

Punt Returns	No	FC	Yds	Avg	LG	TD
Northcutt	27	12	289	10.7	30	0
Barnes	1	0	0	0.0	0	0
Chapman	1	2	5	5.0	5	0
Dunn LG	1	0	0	0.0	0	0
Browns	29	14	294	10.1	30	0
Opponents	69	10	793	11.5	54	0

Kickoff Returns	No	Yds	Avg	LG	TD
White	43	935	21.7	40	0
Patten	22	469	21.3	62	0
L. Jackson	9	168	18.7	30	0
Saleh	4	46	11.5	15	0
Campbell	3	30	10.0	13	0
Dunn LG	2	35	17.5	21	0
Little	2	20	10.0	12	0
Burnett LG	1	18	18.0	18	0
Burnett TM	1	18	18.0	18	0
Edwards	1	24	24.0	24	0
Santiago LG	1	13	13.0	13	0
Browns	85	1710	20.1	62	0
Opponents	42	1012	24.1	62	0

Field Goals	1-19	20-29	30-39	40-49	50+	Tot.
P. Dawson	3/3	4/4	5/5	2/5	0/0	14/17
Browns	3/3	4/4	5/5	2/5	0/0	14/17
Opponents	0/0	9/9	13/13	8/10	1/2	31/34

Passing	Att	Cmp	Yds	Pct	Av/AI	TD	TD%	Int	Int%	LG	Tkld	Rating
Couch	215	137	1483	63.7	6.90	7	3.3	9	4.2	79	10/78	77.3
Pederson	210	117	1047	55.7	4.99	2	1.0	8	3.8	67	17/116	56.6
Wynn	54	22	167	40.7	3.09	0	0.0	1	1.9	32	13/89	41.2
Johnson	3	1	23	33.3	7.67	0	0.0	1	33.3	23	0/0	22.2
K. Thompson	1	1	8	100.0	8.00	0	0.0	0	0.0	8	0/0	100.0
Browns	483	278	2728	57.6	5.65	9	1.9	19	3.9	79	40/283	63.4
Opponents	486	262	3408	53.9	7.01	18	3.7	12	2.5	61	42/270	78.3

Regular Season Results (1950-2000)

Season	W	L	T	Pct.	Pts.	OP	Division Finish
#1950	10	2	0	.833	310	144	T-1st/American Conference
#1951	11	1	0	.917	331	152	1st/American Conference
#1952	8	4	0	.667	310	213	1st/American Conference
#1953	11	1	0	.917	348	162	1st/Eastern Conference
#1954	9	3	0	.750	336	162	1st/Eastern Conference
#1955	9	2	1	.818	349	218	1st/Eastern Conference
1956	5	7	0	.417	167	177	T-4th/Eastern Conference
#1957	9	2	1	.818	269	172	1st/Eastern Conference
1958	9	3	0	.750	246	183	T-1st/Eastern Conference
1959	7	5	0	.583	270	214	T-2nd/Eastern Conference
1960	8	3	1	.727	362	217	2nd/Eastern Conference
1961	8	5	1	.615	319	270	3rd/Eastern Conference
1962	7	6	1	.538	291	257	3rd/Eastern Conference
1963	10	4	0	.714	343	262	2nd/Eastern Conference
#1964	10	3	1	.769	415	293	1st/Eastern Conference
#1965	11	3	0	.786	363	325	1st/Eastern Conference
1966	9	5	0	.643	403	259	T-2nd/Eastern Conference
#1967	9	5	0	.643	334	297	1st/Century Division-Eastern Conference
#1968	10	4	0	.714	394	273	1st/Century Division-Eastern Conference
#1969	10	3	1	.769	351	300	1st/Century Division-Eastern Conference
1970	7	7	0	.500	286	265	2nd/Central Division-American Football Conference
#1971	9	5	0	.643	285	273	1st/Central Division-American Football Conference
#1972	10	4	0	.714	268	249	2nd/Central Division-American Football Conference
1973	7	5	2	.571	234	255	3rd/Central Division-American Football Conference
1974	4	10	0	.286	251	344	4th/Central Division-American Football Conference
1975	3	11	0	.214	218	372	4th/Central Division-American Football Conference
1976	9	5	0	.643	267	287	3rd/Central Division-American Football Conference
1977	6	8	0	.429	269	267	4th/Central Division-American Football Conference
1978	8	8	0	.500	334	356	3rd/Central Division-American Football Conference
1979	9	7	0	.563	359	352	3rd/Central Division-American Football Conference
#1980	11	5	0	.688	357	310	T-1st/Central Division-American Football Conference
1981	5	11	0	.313	276	375	4th/Central Division-American Football Conference
*1982	4	5	0	.444	140	182	T-8th/American Football Conference
1983	9	7	0	.563	356	342	2nd/Central Division-American Football Conference
1984	5	11	0	.313	250	297	3rd/Central Division-American Football Conference
#1985	8	8	0	.500	287	294	1st/Central Division-American Football Conference
#1986	12	4	0	.750	391	310	1st/Central Division-American Football Conference
#1987	10	5	0	.667	390	239	1st/Central Division-American Football Conference
*1988	10	6	0	.625	304	288	T-2nd/Central Division-American Football Conference
#1989	9	6	1	.594	334	254	1st/Central Division-American Football Conference
1990	3	13	0	.188	228	462	4th/Central Division-American Football Conference
1991	6	10	0	.375	293	298	3rd/Central Division-American Football Conference
1992	7	9	0	.438	272	275	3rd/Central Division-American Football Conference
1993	7	9	0	.438	304	307	3rd/Central Division-American Football Conference
*1994	11	5	0	.688	340	204	2nd/Central Division-American Football Conference
1995	5	11	0	.313	289	356	4th/Central Division-American Football Conference
1999	2	14	0	.125	217	437	6th/Central Division-American Football Conference
2000	3	13	0	.188	161	419	6th/Central Division-American Football Conference
TOTALS	379	293	10	.564	14,471	13,219	

BOLD Denotes NFL Champions

Denotes playoff appearance

* Denotes Wild-Card qualifier for playoffs

YEAR BY YEAR

Playoff Results

Cleveland Browns in NFL Championship Games

12/24/1950: BROWNS 30, Los Angeles Rams 28
12/23/1951: Los Angeles Rams 24, BROWNS 17
12/18/1952: Detroit Lions 17, BROWNS 7
12/17/1953: Detroit Lions 17, BROWNS 16
12/26/1954: BROWNS 56, Detroit Lions 10
12/26/1955: BROWNS 38, Los Angeles Rams 14
12/29/1957: Detroit Lions 59, BROWNS 14
12/27/1964: BROWNS 27, Baltimore Colts 0
01/02/1966: Green Bay Packers 23, BROWNS 12
12/29/1968: Baltimore Colts 34, BROWNS 0
01/04/1970: Minnesota Vikings 27, BROWNS 7

Cleveland Browns in Conference Playoff Games

12/17/1950: BROWNS 8, New York Giants 3
12/21/1958: New York Giants 10, BROWNS 0
12/24/1967: Dallas Cowboys 52, BROWNS 14
12/21/1968: BROWNS 31, Dallas Cowboys 20
12/28/1969: BROWNS 38, Dallas Cowboys 14
01/11/1987: Denver Broncos 23, BROWNS 20 (OT)
01/17/1988: Denver Broncos 38, BROWNS 33
01/14/1990: Denver Broncos 37, BROWNS 21

Cleveland Browns in Divisional Playoff Games

12/26/1971: Baltimore Colts 20, BROWNS 3
12/24/1972: Miami Dolphins 20, BROWNS 14
01/04/1980: Oakland Raiders 14, BROWNS 12

01/08/1983: Los Angeles Raiders 27, BROWNS 10
01/04/1986: Miami Dolphins 24, BROWNS 21
01/11/1987: BROWNS 23, New York Jets 20 (2 OT)
01/09/1988: BROWNS 38, Indianapolis Colts 21
01/06/1990: BROWNS 34, Buffalo Bills 30
01/07/1995: Pittsburgh Steelers 29, BROWNS 9

Cleveland Browns in Wild Card Playoff Games

12/24/1988: Houston Oilers 24, BROWNS 23
01/01/1995: BROWNS 20, New England Patriots 13

Cleveland Browns in Playoff Bowls

01/07/1961: Detroit Lions 17, BROWNS 16
01/05/1964: Green Bay Packers 40, BROWNS 23
01/07/1968: Los Angeles Rams 30, BROWNS 6

Cleveland Browns in AAFC All-Star Games

12/18/1949: AAFC All-Stars 12, BROWNS 7

Cleveland Browns in College All-Star Games

08/17/1951: BROWNS 33, All-Stars 0
08/12/1955: All-Stars 30, BROWNS 27
08/10/1956: BROWNS 26, All-Stars 0
08/06/1965: BROWNS 24, All-Stars 16

BROWNS' NFL PLAYOFF RECORD: 11-19



1950 Cleveland Browns

YEAR BY YEAR

All-Time Attendance

Year	Home Games	Home Attend.	Road Attend.	Pre-season Attend.	Playoffs	Total Attend.
1946	7	339,962	206,060	35,964	40,469	622,455
1947	7	392,760	270,619	33,106	61,879	758,364
1948	7	318,619	270,728	43,279	22,981	655,607
1949	6	189,604	211,565	63,997	39,820	504,986
1950	6	200,319	232,361	125,642	62,805	621,127
1951	6	231,414	231,854	259,359	57,540	780,167
1952	6	240,204	200,656	116,310	50,934	608,104
1953	6	274,671	183,272	189,571	54,577	702,091
1954	6	183,476	200,101	182,255	43,827	609,659
1955	6	251,444	220,892	247,200	87,695	807,231
1956	6	221,648	161,887	302,221	—	685,756
1957	6	324,165	222,185	226,348	55,263	827,961
1958	6	370,781	264,375	224,602	61,174	920,932
1959	6	338,380	257,990	191,477	—	787,847
1960	6	337,972	234,767	*197,513	—	770,252
1961	7	426,886	268,909	173,603	—	869,398
1962	7	422,043	289,807	240,081	—	951,931
1963	7	487,430	331,642	*267,807	—	1,086,879
1964	7	549,334	337,929	218,544	79,544	1,185,351
1965	7	557,283	369,055	254,591	50,852	1,231,781
1966	7	544,250	389,783	246,708	—	1,180,741
1967	7	544,807	402,976	*295,514	70,786	1,314,083
1968	7	527,107	366,524	291,232	162,125	1,346,988
1969	7	578,360	380,442	283,248	117,221	1,359,271
1970	7	567,377	379,082	347,558	—	1,294,017
1971	7	541,505	381,467	334,051	74,082	1,331,105
1972	7	528,591	382,182	397,140	80,010	1,387,923
1973**	7	490,406	382,124	329,183	—	1,201,713
1974	7	424,412	319,684	200,904	—	945,000
1975	7	390,440	358,175	180,338	—	928,953
1976	7	472,602	310,340	183,434	—	966,376
1977	7	480,805	380,166	248,178	—	1,109,149
1978	8	510,046	397,891	127,918	—	1,035,855
1979	8	593,821	400,029	169,623	—	1,163,473
1980	8	620,496	419,834	197,991	77,655	1,315,976
1981	8	601,725	470,856	232,523	—	1,305,104
1982	4	251,314	245,350	209,598	56,555	762,817
1983	8	564,639	414,621	202,840	—	1,182,100
1984	8	458,433	345,159	162,367	—	965,959
1985	8	535,752	445,250	156,607	75,128	1,212,737
1986	8	583,739	452,237	192,060	158,021	1,386,057
1987	7	492,939	378,368	193,325	154,579	1,219,211
1988	8	615,545	469,029	238,380	74,977	1,397,931
1989	8	613,415	483,534	289,305	153,752	1,540,006
1990	8	568,093	516,085	233,158	—	1,317,336
1991	8	571,752	432,264	216,260	—	1,220,276
1992	8	560,417	416,269	203,012	—	1,179,698
1993	8	568,474	415,133	166,496	—	1,150,103
1994	8	559,582	492,141	197,793	135,637	1,385,153
1995	8	512,392	458,037	177,653	—	1,148,082
1999	8	580,934	482,769	297,883	—	1,361,586
2000	8	581,544	475,595	270,697	—	1,327,836
TOTALS		23,694,109	18,010,050	11,066,717	2,159,888	54,930,494

* Includes Miami Playoff Bowl games at end of season.

** First year of new method of announcing attendance.

Lasting Impressions



Just as the Cleveland Browns have been making great history in the minds of every fan, we have been making the same kind of history with every impression of every printing project we produce.



Give us a call and let us start making great history with you.

Since 1881

HERALD  PRINTING

625 S. Kibler Street., P.O. Box 367, New Washington, OH 44854

Telephone: 888-258-0008 • Fax: 419-492-2128

Web: <http://www.heraldprint.com> • E-mail: jmorgan@heraldprint.com

WE HAVE BEEN MAKING
THE IMPRESSIONS YOU HAVE IN MIND FOR 120 YEARS



Jim Brown

RECORDS

Career Top 10

SCORING

Player	TD	PAT	FG	Total
1. Lou Groza	1	641	234	1,349
2. Don Cockroft	0	432	216	1,080
3. Jim Brown	126	0	0	756
4. Matt Bahr	0	248	143	677
5. Leroy Kelly	90	0	0	540
6. Matt Stover	0	156	108	480
7. Gary Collins	70	0	0	420
8. Ray Renfro	55	0	0	330
9. Kevin Mack	54	0	0	324
10. Paul Warfield	53	0	0	318

RUSHING YARDS

Player	Years	Carries	Yards	Avg.	TD
1. Jim Brown	1957-65	2,359	12,312	5.2	106
2. Leroy Kelly	1964-73	1,727	7,274	4.2	74
3. Mike Pruitt	1976-84	1,593	6,540	4.1	47
4. Greg Pruitt	1973-81	1,158	5,496	4.7	25
5. Kevin Mack	1985-93	1,291	5,123	4.0	46
6. Earnest Byner	1984-88, 1994-95	859	3,349	3.9	27
7. Ernie Green	1962-68	668	3,204	4.8	15
8. Bobby Mitchell	1958-61	423	2,297	5.4	16
9. Cleo Miller	1975-82	546	2,286	4.2	16
10. Eric Metcalf	1989-94	592	2,229	3.8	11

PASSING

Player	Years	Attempts
1. Brian Sipe	1973-83	3,439
2. Bernie Kosar	1985-93	3,150
3. Frank Ryan	1962-68	1,755
4. Otto Graham	1950-55	1,565
5. Mike Phipps	1970-76	1,317
6. Bill Nelsen	1968-72	1,314
7. Milt Plum	1957-61	1,083
8. Vinny Testaverde	1993-95	969
9. Paul McDonald	1980-85	767
10. Tim Couch	1999-2000	614

Completions

Player	Years	Completions
1. Brian Sipe	1973-83	1,944
2. Bernie Kosar	1985-93	1,853
3. Frank Ryan	1962-68	907
4. Otto Graham	1950-55	872
5. Bill Nelsen	1968-72	689
6. Mike Phipps	1970-76	633
7. Milt Plum	1957-61	627
8. Vinny Testaverde	1993-95	558
9. Paul McDonald	1980-85	411
10. Tim Couch	1999-2000	360

Yards

Player	Years	Yards
1. Brian Sipe	1973-83	23,713
2. Bernie Kosar	1985-93	21,904
3. Otto Graham	1950-55	13,499
4. Frank Ryan	1962-68	13,361
5. Bill Nelsen	1968-72	9,725
6. Milt Plum	1957-61	8,914
7. Mike Phipps	1970-76	7,700
8. Vinny Testaverde	1993-95	7,001
9. Paul McDonald	1980-85	5,279
10. Tim Couch	1999-2000	3,930

Touchdowns

Player	Years	Touchdowns
1. Brian Sipe	1973-83	154
2. Frank Ryan	1962-68	134
3. Bernie Kosar	1985-93	116
4. Otto Graham	1950-55	88
5. Bill Nelsen	1968-72	71
6. Milt Plum	1957-61	66
7. Vinny Testaverde	1993-95	45
8. Mike Phipps	1970-76	40
9. Paul McDonald	1980-85	24
10. Tim Couch	1999-2000	22

Quarterback Rating, 1,000 attempts

Player	Years	Att.	Comp.	Yards	TD	Int.	Rating
1. Milt Plum	1957-61	1,083	627	8,914	66	39	89.9
2. Bernie Kosar	1985-93	3,150	1,853	21,904	116	81	81.6
3. Frank Ryan	1962-68	1,755	907	13,361	134	88	81.4
4. Otto Graham	1950-55	1,565	872	13,499	88	94	78.2
5. Brian Sipe	1973-83	3,439	1,944	23,713	154	149	74.8
6. Bill Nelsen	1968-72	1,314	689	9,725	71	71	72.1
7. Mike Phipps	1970-76	1,317	633	7,700	40	81	51.0

RECEIVING

Receptions

Player	Years	Receptions
1. Ozzie Newsome	1978-90	662
2. Gary Collins	1962-71	331
3. Greg Pruitt	1973-81	323
4. Brian Brennan	1984-91	315
5. Reggie Rucker	1975-81	310
6. Webster Slaughter	1986-91	305
7. Eric Metcalf	1989-94	297
8. Ray Renfro	1952-63	281
9. Earnest Byner	1984-88, 1994-95	274
10. Paul Warfield	1964-69, 1976-77	271
Milt Morin	1966-75	271

Receiving Yards

Player	Years	Receptions	Yards	Avg.	TDs
1. Ozzie Newsome	1978-90	662	7,980	12.1	47
2. Ray Renfro	1952-63	281	5,508	19.6	50
3. Gary Collins	1962-71	331	5,299	16.0	70
4. Paul Warfield	1964-69, 1976-77	271	5,210	19.2	52
5. Reggie Rucker	1975-81	310	4,953	16.0	32
6. Webster Slaughter	1986-91	305	4,834	15.8	27
7. Dave Logan	1976-83	262	4,247	16.2	24
8. Milt Morin	1966-75	271	4,208	15.5	16
9. Brian Brennan	1984-91	315	4,148	13.2	19
10. Dante Lavelli	1950-56	244	3,908	16.0	33

Receiving (Average), 100 receptions

Player	Years	Average
1. Ray Renfro	1952-63	19.6
2. Paul Warfield	1964-69, 1976-77	19.2
3. Ricky Feacher	1976-84	18.4
4. Darrel Brewster	1952-58	18.1
5. Dub Jones	1950-55	16.8
6. Dave Logan	1976-83	16.2
7. Michael Jackson	1991-95	16.2
8. Dante Lavelli	1950-56	16.0
9. Gary Collins	1962-71	16.0
10. Reggie Rucker	1975-81	16.0

INTERCEPTIONS

Player	Years	No.	Yards	Avg.	TD
1. Thom Darden	1972-74, 1976-81	45	820	18.2	2
2. Warren Lahr	1950-59	40	530	13.3	5
3. Clarence Scott	1971-83	39	407	10.4	2
4. Ken Konz	1953-59	30	392	13.1	4
5. Bernie Parrish	1959-66	29	557	19.2	3
6. Ross Fichtner	1960-67	27	581	21.5	3
Mike Howell	1965-72	27	252	9.3	0
8. Felix Wright	1985-90	26	469	18.0	2
Hanford Dixon	1981-89	26	225	8.7	0
Tommy James	1950-55	26	208	8.0	0

PUNT RETURNS

Punt Returns

Player	Years	No.
1. Gerald McNeil	1986-89	161
2. Eric Metcalf	1989-94	127
3. Dino Hall	1979-83	111
4. Leroy Kelly	1964-73	94
5. Keith Wright	1978-80	78
6. Ken Konz	1953-59	68
7. Billy Reynolds	1953-54, 1957	67
8. Greg Pruitt	1973-81	56
9. Brian Brennan	1984-91	55
10. Bobby Mitchell	1958-61	54

Punt Return (Yards)

Player	Years	Yards
1. Gerald McNeil	1986-89	1,545
2. Eric Metcalf	1989-94	1,341
3. Leroy Kelly	1964-73	990
4. Dino Hall	1979-83	901
5. Greg Pruitt	1973-81	659
6. Bobby Mitchell	1958-61	607
7. Ken Konz	1953-59	556
8. Keith Wright	1978-80	467
9. Brian Brennan	1984-91	435
10. Don Paul	1954-58	383

Punt Return Average
(minimum 50 returns)

Player	Years	No.	Yards	Avg.	TD
1. Greg Pruitt	1973-81	56	659	11.8	0
2. Bobby Mitchell	1958-61	54	607	11.2	3
3. Eric Metcalf	1989-94	127	1,341	10.6	5
4. Leroy Kelly	1964-73	94	990	10.5	3
5. Gerald McNeil	1986-89	161	1,545	9.6	1
6. Ken Konz	1953-59	68	556	8.2	1
7. Dino Hall	1979-83	111	901	8.1	0
8. Brian Brennan	1984-91	55	435	7.9	1
9. Keith Wright	1978-80	78	467	6.0	0
10. Billy Reynolds	1953-54, 1957	67	363	5.4	0

KICKOFF RETURNS

Kickoff Returns

Player	Years	No.
1. Dino Hall	1979-83	151
2. Eric Metcalf	1989-94	139
3. Glen Young	1984-85, 1987-88	87
4. Randy Baldwin	1991-94	82
5. Leroy Kelly	1964-73	76
6. Keith Wright	1978-80	70
7. Gerald McNeil	1986-89	64
8. Bobby Mitchell	1958-61	62
Walter Roberts	1964-66	62
10. Billy Lefear	1972-75	60

Kickoff Return (Yards)

Player	Years	Yards
1. Dino Hall	1979-83	3,185
2. Eric Metcalf	1989-94	2,806
3. Glen Young	1984-85, 1987-88	2,079
4. Randy Baldwin	1991-94	1,872
5. Leroy Kelly	1964-73	1,784
6. Keith Wright	1978-80	1,767
7. Walter Roberts	1964-66	1,608
8. Bobby Mitchell	1958-61	1,550
9. Greg Pruitt	1973-81	1,523
10. Billy Lefear	1972-75	1,461

Kickoff Return Average
(minimum 50 returns)

Player	Years	No.	Yards	Avg.	TD
1. Greg Pruitt	1973-81	58	1,523	26.3	1
2. Walter Roberts	1964-66	62	1,608	25.9	0
3. Keith Wright	1978-80	70	1,767	25.2	0
4. Bobby Mitchell	1958-61	62	1,550	25.0	3
5. Billy Lefear	1972-75	60	1,461	24.4	0
6. Glen Young	1984-85, 1987-88	87	2,079	23.9	0
7. Leroy Kelly	1964-73	76	1,784	23.5	0
8. Randy Baldwin	1991-94	82	1,872	22.8	1
9. Dino Hall	1979-83	151	3,185	21.1	0
10. Gerald McNeil	1986-89	64	1,301	20.3	1

COMBINED YARDS

Player	Years	Att.	Yards	Avg.
1. Jim Brown	1957-65	2,650	15,459	5.8
2. Leroy Kelly	1964-73	2,087	12,329	5.9
3. Greg Pruitt	1973-81	1,595	10,700	6.7
4. Eric Metcalf	1989-94	1,155	9,108	7.9
5. Mike Pruitt	1976-84	1,860	8,538	4.6
6. Ozzie Newsome	1978-90	682	8,144	11.9
7. Kevin Mack	1985-93	1,488	6,725	4.5
8. Ray Renfro	1952-63	467	6,569	14.1
9. Earnest Byner	1984-88, 1994-95	1,161	6,479	5.6
10. Ernie Green	1962-68	906	5,998	6.6

* Career stats are for NFL games only and do not include AAFC stats.

RECORDS

Top 10 Seasons

SCORING

Player	Year	TD	PAT	FG	Total
1. Jim Brown	1965	21	0	0	126
2. Leroy Kelly	1968	20	0	0	120
3. Lou Groza	1964	0	49	22	115
4. Matt Stover	1995	0	26	29	113
5. Matt Stover	1994	0	32	26	110
6. Jim Brown	1962	18	0	0	108
Jim Brown	1958	18	0	0	108
Lou Groza	1953	0	39	23	108
9. Matt Bahr	1988	0	32	24	104
10. Matt Bahr	1983	0	38	21	101

RUSHING YARDS

Player	Year	Att.	Yards	Avg.	TD
1. Jim Brown	1963	291	1,863	6.4	12
2. Jim Brown	1965	289	1,544	5.3	17
3. Jim Brown	1958	257	1,527	5.9	17
4. Jim Brown	1964	280	1,446	5.2	7
5. Jim Brown	1961	305	1,408	4.6	8
6. Jim Brown	1959	290	1,329	4.6	14
7. Mike Pruitt	1979	264	1,294	4.9	9
8. Jim Brown	1960	215	1,257	5.8	9
9. Leroy Kelly	1968	248	1,239	5.0	16
10. Leroy Kelly	1967	235	1,205	5.1	11

PASSING

Passing Yards

Player	Year	Att.	Comp.	Yards	TD	Int.	Rating
1. Brian Sipe	1980	554	337	4,132	30	14	91.4
2. Brian Sipe	1981	567	313	3,876	17	25	68.2
3. Bernie Kosar	1986	531	310	3,854	17	10	83.8
4. Brian Sipe	1979	535	286	3,793	28	26	73.4
5. Brian Sipe	1983	496	291	3,566	26	23	79.1
6. Bernie Kosar	1989	513	303	3,533	18	14	80.3
7. Bernie Kosar	1991	494	307	3,487	18	9	87.8
8. Paul McDonald	1984	493	271	3,472	14	23	67.3
9. Bernie Kosar	1987	389	241	3,033	22	9	95.4
10. Frank Ryan	1966	382	200	2,974	29	14	88.2

Quarterback Rating (minimum 200 attempts)

Player	Year	Att.	Comp.	Yards	TD	Int.	Rating
1. Milt Plum	1960	250	151	2,297	21	21	110.37
2. Otto Graham	1953	258	167	2,722	11	9	99.66
3. Bernie Kosar	1987	389	241	3,033	22	9	95.41
4. Brian Sipe	1980	554	337	4,132	30	14	91.37
5. Frank Ryan	1963	256	135	2,038	25	13	90.59
6. Milt Plum	1961	302	177	2,416	18	10	90.33
7. Frank Ryan	1966	382	200	2,974	29	14	88.19
8. Bernie Kosar	1991	494	307	3,487	18	9	87.84
9. Milt Plum	1959	266	156	1,992	14	8	87.17
10. Bill Nelsen	1968	293	152	2,366	19	10	86.36

RECEIVING

Receptions

Player	Year	Yards
1. Ozzie Newsome	1984	89
Ozzie Newsome	1983	89
3. Ozzie Newsome	1981	69
4. Kevin Johnson	1999	66
5. Webster Slaughter	1989	65
Greg Pruitt	1981	65
7. Webster Slaughter	1991	64
8. Eric Metcalf	1993	63
Mike Pruitt	1981	63
Mike Pruitt	1980	63

Receiving Yards

Player	Year	Yards
1. Webster Slaughter	1989	1,236
2. Paul Warfield	1968	1,067
3. Ozzie Newsome	1981	1,002
4. Ozzie Newsome	1984	1,001
5. Kevin Johnson	1999	986
6. Dave Logan	1979	982
7. Ozzie Newsome	1983	970
8. Gary Collins	1966	946
9. Paul Warfield	1964	920
10. Mac Speedie	1952	911

INTERCEPTIONS

Player	Year	No.	Yards	Avg.	TD
1. Thom Darden	1978	10	200	20.0	0
2. Eric Turner	1994	9	199	22.1	1
Felix Wright	1989	9	91	10.1	1
Tommy James	1950	9	69	7.7	0
5. Thom Darden	1974	8	105	13.1	0
Ben Davis	1968	8	162	20.3	0
Mike Howell	1966	8	62	7.8	0
Ross Fichtner	1966	8	152	19.0	1
Jim Shofner	1960	8	75	9.4	0
Bobby Franklin	1960	8	131	16.4	2
Warren Lahr	1950	8	99	12.4	2

PUNTING GROSS AVERAGE

Player	Year	No.	Yards	Avg.	LG	Block
1. Gary Collins	1965	65	3,035	46.69	71	0
2. Horace Gillom	1952	61	2,787	45.69	73	1
3. Chris Gardocki	2000	108	4,919	45.55	67	0
4. Horace Gillom	1951	73	3,321	45.49	66	0
5. Brian Hansen	1993	82	3,632	44.29	72	2
6. Chris Gardocki	1999	106	4,645	43.82	61	0
7. Horace Gillom	1953	63	2,760	43.81	67	0
8. Tom Tupa	1995	59	2,584	43.80	64	0
9. Steve Cox	1984	74	3,213	43.42	69	2
10. Sam Baker	1961	53	2,296	43.32	62	0

RECORDS**Top 10 Seasons****PUNT RETURN AVERAGE**

Player	Year	No.	Yards	Avg.	TD
1. Leroy Kelly	1965	17	265	15.6	2
2. Greg Pruitt	1974	27	349	12.9	0
3. Eric Metcalf	1993	36	464	12.9	2
4. Ben Davis	1967	18	229	12.7	1
5. Ken Carpenter	1951	14	173	12.4	0
6. Bobby Mitchell	1958	14	165	11.8	1
7. Bobby Mitchell	1961	14	164	11.7	1
8. Gerald McNeil	1987	34	386	11.4	0
9. Greg Pruitt	1973	16	180	11.3	0
10. Dennis Northcutt	2000	27	289	10.7	0

COMBINED YARDS

Player	Year	Att.	Yards	Avg.
1. Jim Brown	1963	315	2,131	6.8
2. Leroy Kelly	1966	273	2,014	7.4
3. Eric Metcalf	1993	243	1,932	8.0
4. Jim Brown	1961	353	1,917	5.4
5. Jim Brown	1965	323	1,872	5.8
6. Greg Pruitt	1975	288	1,798	6.2
7. Jim Brown	1964	316	1,786	5.7
8. Greg Pruitt	1974	196	1,769	9.0
9. Jim Brown	1960	248	1,761	7.1
10. Eric Metcalf	1990	189	1,752	9.3

KICKOFF RETURN AVERAGE

Player	Year	No.	Yards	Avg.	TD
1. Billy Lefear	1975	13	412	31.7	0
2. Billy Reynolds	1954	14	413	29.5	0
3. Bo Scott	1969	25	722	28.9	0
4. Greg Pruitt	1973	16	453	28.3	0
5. Greg Pruitt	1974	22	606	27.5	1
6. Walter Roberts	1964	24	661	27.5	0
7. Walter Roberts	1965	18	493	27.4	0
8. Charley Scales	1963	16	432	27.0	0
9. Randy Baldwin	1994	28	753	26.9	1
10. Keith Wright	1979	15	402	26.8	0



Billy Reynolds

RECORDS

Top 10 Game Performances

RUSHING YARDS

Player	Opponent	Date	Yards
1. Jim Brown	vs. Philadelphia Eagles	11/19/1961	237
Jim Brown	vs. Los Angeles Rams	11/24/1957	237
3. Jim Brown	at Dallas Cowboys	09/22/1963	232
Bobby Mitchell	at Washington Redskins	11/15/1959	232
5. Jim Brown	at Philadelphia Eagles	11/03/1963	223
6. Greg Pruitt	vs. Kansas City Chiefs	12/14/1975	214
7. Greg Pruitt	at Atlanta Falcons	10/17/1976	191
8. Earnest Byner	at Houston Oilers	12/16/1984	188
Jim Brown	at Dallas Cowboys	10/18/1964	188
Marion Motley	vs. Pittsburgh Steelers	10/29/1950	188

PASSING

Passing Yards

Player	Opponent	Date	Yards	Attempts	Completions
1. Brian Sipe	vs. Baltimore Colts	10/25/1981	444	41	30
2. Bernie Kosar	vs. Pittsburgh Steelers	11/23/1986	414	46	28
3. Bernie Kosar	vs. Miami Dolphins	11/10/1986	401	50	32
Otto Graham	at Pittsburgh Steelers	10/04/1952	401	49	21
5. Brian Sipe	vs. Green Bay Packers	10/19/1980	391	39	24
6. Brian Sipe	vs. San Diego Chargers	09/07/1981	375	57	31
7. Otto Graham	vs. Chicago Cardinals	10/15/1950	369	35	22
8. Frank Ryan	at St. Louis Cardinals	12/17/1966	367	30	17
9. Brian Sipe	vs. Miami Dolphins	11/18/1979	358	42	23
10. Bernie Kosar	at Indianapolis Colts	12/10/1989	353	40	26

Highest Quarterback Rating (minimum 15 attempts)

Player	Opponent	Date	Rating
1. Brian Sipe	vs. Buffalo Bills	10/29/1978	158.33
Otto Graham	vs. Chicago Cardinals	10/10/1954	158.33
3. Milt Plum	vs. St. Louis Cardinals	11/13/1960	154.86
4. Milt Plum	vs. Washington Redskins	10/25/1959	153.94
5. Brian Sipe	at Baltimore Colts	11/19/1978	150.57
6. Frank Ryan	at New York Giants	10/24/1965	146.39
7. Bernie Kosar	vs. Dallas Cowboys	12/04/1988	145.29
8. Milt Plum	vs. Philadelphia Eagles	10/23/1960	145.08
9. Gary Danielson	at Cincinnati Bengals	10/18/1987	144.02
10. Jim Ninowski	at St. Louis Cardinals	10/21/1962	139.87

RECEIVING

Receptions

Player	Opponent	Date	Receptions
1. Ozzie Newsome	vs. New York Giants	10/14/1984	14
2. Webster Slaughter	at Pittsburgh Steelers	12/22/1991	11
Mac Speedie	vs. Chicago Cardinals	11/09/1952	11
4. Darrin Chiaverini	vs. Jacksonville Jaguars	12/19/1999	10
Leroy Hoard	vs. Houston Oilers	12/15/1991	10
Leroy Hoard	at Houston Oilers	11/17/1991	10
Brian Brennan	at Cincinnati Bengals	10/18/1987	10
Ozzie Newsome	vs. Houston Oilers	11/25/1984	10
Ozzie Newsome	vs. San Diego Chargers	12/05/1982	10
Gern Nagler	at Pittsburgh Steelers	11/20/1960	10
Dub Jones	at Washington Redskins	12/10/1950	10

Top 10 Game Performances

Receiving Yards

Player	Opponent	Date	Yards
1. Ozzie Newsome	vs. New York Jets	10/14/1984	191
2. Webster Slaughter	vs. Chicago Bears	10/23/1989	186
3. Webster Slaughter	vs. Houston Oilers	10/29/1989	184
4. Darrel Brewster	vs. New York Giants	12/06/1953	182
5. Eric Metcalf	at Los Angeles Raiders	09/20/1992	177
Reggie Rucker	vs. Miami Dolphins	11/18/1979	177
Gern Nagler	at Pittsburgh Steelers	11/20/1960	177
8. Brian Brennan	vs. San Diego Chargers	12/21/1986	176
9. Andre Rison	at Cincinnati Bengals	10/29/1995	173
10. Derrick Alexander	vs. New York Giants	12/04/1994	171

PUNT RETURN YARDS

Player	Opponent	Date	Yards
1. Eric Metcalf	vs. Pittsburgh Steelers	10/24/1993	166
2. Eric Metcalf	at Cincinnati Bengals	09/04/1994	115
3. Leroy Kelly	at Pittsburgh Steelers	11/28/1965	109
4. Gerald McNeil	vs. Detroit Lions	09/28/1986	106
5. Gerald McNeil	at Indianapolis Colts	12/10/1989	103
6. Ken Carpenter	vs. Washington Redskins	11/30/1952	101
7. Eric Metcalf	vs. Chicago Bears	11/29/1992	100
8. Eric Metcalf	at Houston Oilers	11/08/1992	87
9. Eric Metcalf	vs. Cincinnati Bengals	10/23/1994	83
Bobby Mitchell	vs. Washington Redskins	10/08/1961	83

KICKOFF RETURN YARDS

Player	Opponent	Date	Yards
1. Dino Hall	vs. Pittsburgh Steelers	10/07/1979	172
2. Dino Hall	vs. Cincinnati Bengals	11/29/1981	169
3. Eric Metcalf	at Houston Oilers	12/09/1990	165
Greg Pruitt	at San Diego Chargers	11/03/1974	165
5. Dino Hall	at Pittsburgh Steelers	11/25/1979	162
Billy Lefear	at Cincinnati Bengals	12/09/1973	162
7. Eric Metcalf	at New York Jets	09/16/1990	160
8. Glen Young	at New York Giants	12/01/1985	157
9. Gerald McNeil	at Pittsburgh Steelers	10/05/1986	145
10. Ernie Green	vs. Pittsburgh Steelers	10/05/1963	142

COMBINED YARDS

Player	Opponent	Date	Yards
1. Jim Brown	vs. Philadelphia Eagles	11/19/1961	313 (237 R, 52 P, 24 KR, 0 PR)
2. Greg Pruitt	vs. Cincinnati Bengals	11/23/1975	304 (121 R, 106 P, 36 KR, 41 PR)
3. Leroy Kelly	vs. New York Giants	12/04/1966	299 (126 R, 71 P, 102 KR, 0 PR)
4. Jim Brown	at Los Angeles Rams	11/24/1957	269 (237 R, 21 P, 11 KR, 0 PR)
5. Jim Brown	at Washington Redskins	09/15/1963	262 (162 R, 100 P, 0 KR, 0 PR)
6. Greg Pruitt	at San Diego Chargers	11/03/1974	259 (47 R, 38 P, 165 KR, 9 PR)
7. Jim Brown	at Washington Redskins	12/04/1960	252 (135 R, 64 P, 53 KR, 0 PR)
8. Leroy Kelly	vs. St. Louis Cardinals	09/25/1966	242 (109 R, 36 P, 88 KR, 9 PR)
9. Boyce Green	vs. Houston Oilers	10/30/1983	239 (107 R, 40 P, 92 KR, 0 PR)
10. Greg Pruitt	vs. New York Jets	12/10/1978	238 (138 R, 69 P, 31 KR, 0 PR)

RECORDS

Longest Plays

Longest Rushing Plays

- 90 — Bobby Mitchell vs. Washington Redskins, Nov. 15, 1959 (TD)
- 80 — Jim Brown vs. Washington Redskins, Sept. 15, 1963 (TD)
- 78 — Greg Pruitt vs. Kansas City Chiefs, Oct. 30, 1977 (TD)
- 77 — Mike Pruitt vs. Oakland Raiders, Dec. 9, 1979 (TD)
- 73 — Ernie Green vs. Detroit Lions, Dec. 8, 1963
- 71 — Jim Brown vs. Philadelphia Eagles, Nov. 23, 1960 (TD)
- 71 — Jim Brown vs. Dallas Cowboys, Sept. 22, 1963 (TD)
- 71 — Jim Brown vs. Dallas Cowboys, Oct. 18, 1964
- 71 — Mike Pruitt vs. Buffalo Bills, Oct. 29, 1978 (TD)

Longest Passing Plays

- 97 — Bernie Kosar to Webster Slaughter vs. Chicago Bears, Oct. 23, 1989 (TD)
- 87 — Bill Nelsen to Milt Morin vs. Philadelphia Eagles, Nov. 24, 1968
- 86 — Milt Plum to Leon Clarke vs. Philadelphia Eagles, Oct. 23, 1960 (TD)
- 83 — Frank Ryan to Jim Brown vs. Washington Redskins, Sept. 15, 1963 (TD)
- 82 — Bill Nelsen to Paul Warfield vs. St. Louis Cardinals, Dec. 14, 1969 (TD)
- 81 — Otto Graham to Dub Jones vs. San Francisco 49ers, Sept. 30, 1951 (TD)
- 81 — Vinny Testaverde to Derrick Alexander vs. Arizona Cardinals, Sept. 18, 1994 (TD)

Longest Punts

- 80 — Horace Gillom vs. New York Giants, Nov. 28, 1954
- 75 — Horace Gillom vs. Pittsburgh Steelers, Oct. 29, 1950
- 73 — Horace Gillom vs. Washington Redskins, Oct. 26, 1952
- 73 — Gary Collins vs. Pittsburgh Steelers, Oct. 5, 1963
- 73 — Brian Hansen vs. Denver Broncos, Sept. 27, 1992
- 72 — Brian Hansen at Cincinnati Bengals, Oct. 17, 1993
- 71 — Gary Collins vs. Philadelphia Eagles, Oct. 2, 1965
- 71 — Don Cockroft vs. Houston Oilers, Nov. 22, 1970
- 71 — Don Cockroft vs. Kansas City Chiefs, Dec. 2, 1973

Longest Punt Returns

- 92 — Eric Metcalf at Cincinnati Bengals, Sept. 4, 1994 (TD)
- 91 — Eric Metcalf vs. Pittsburgh Steelers, Oct. 24, 1993 (TD)
- 84 — Gerald McNeil vs. Detroit Lions, Sept. 28, 1986 (TD)
- 78 — Bobby Mitchell vs. New York Giants, Dec. 6, 1959 (TD)
- 75 — Eric Metcalf vs. Chicago Bears, Nov. 29, 1992 (TD)
- 75 — Eric Metcalf vs. Pittsburgh Steelers, Oct. 24, 1993 (TD)
- 74 — Leroy Kelly vs. Denver Broncos, Oct. 24, 1971

Longest Kickoff Returns

- 104 — Carl Ward vs. Washington Redskins, Nov. 26, 1967 (TD)
- 102 — Leroy Bolden vs. Chicago Cardinals, Oct. 26, 1958 (TD)
- 101 — Eric Metcalf at Houston Oilers, Dec. 9, 1990 (TD)
- 100 — Gerald McNeil at Pittsburgh Steelers, Oct. 5, 1986 (TD)

- 98 — Bobby Mitchell vs. Philadelphia Eagles, Nov. 23, 1958 (TD)
- 98 — Eric Metcalf at New York Jets, Sept. 16, 1990 (TD)
- 94 — Homer Jones vs. New York Jets, Sept. 21, 1970 (TD)
- 92 — Billy Lefear vs. Cincinnati Bengals, Nov. 23, 1975
- 91 — Bobby Mitchell vs. Philadelphia Eagles, Nov. 19, 1961 (TD)

Longest Interception Returns

- 97 — Najee Mustafaa vs. Miami Dolphins, Oct. 10, 1993 (TD)
- 93 — Eric Turner vs. Arizona Cardinals, Sept. 18, 1994 (TD)
- 92 — Bernie Parrish vs. Chicago Bears, Dec. 11, 1960 (TD)
- 92 — David Brandon vs. Chicago Bears, Nov. 29, 1992 (TD)
- 88 — Ross Fichtner (lateral from Erich Barnes) vs. New Orleans Saints, Oct. 1, 1967
- 88 — Walt Sumner vs. Dallas Cowboys, Dec. 28, 1969 (TD) (Playoff)
- 79 — Jim Houston vs. New York Giants, Dec. 3, 1967 (TD)
- 75 — Brian Washington at Pittsburgh Steelers, Oct. 2, 1988 (TD)
- 70 — Johnny Brewer vs. Washington Redskins, Nov. 26, 1967 (TD)
- 68 — Mike Howell vs. Washington Redskins, Dec. 19, 1971
- 68 — Felix Wright vs. Los Angeles Rams, Oct. 26, 1987

Longest Fumble Returns

- 89 — Don Paul vs. Pittsburgh Steelers, Nov. 10, 1957 (TD)
- 73 — Stevon Moore at Houston Oilers, Nov. 8, 1992 (TD)
- 55 — Earnest Byner vs. Buffalo Bills, Nov. 4, 1984 (TD)
- 54 — Len Ford vs. Philadelphia Eagles, Nov. 13, 1955
- 47 — George Young vs. Washington Redskins, Oct. 14, 1951 (TD)
- 47 — Nick Roman vs. Denver Broncos, Oct. 27, 1974
- 44 — Junior Wren vs. Chicago Cardinals, Oct. 4, 1959 (TD)
- 42 — Jerry Helluin vs. Philadelphia Eagles, Oct. 10, 1953 (TD)

Longest Field Goals

- 60 — Steve Cox vs. Cincinnati Bengals, Oct. 21, 1984
- 58 — Steve Cox vs. Denver Broncos, Dec. 4, 1983
- 57 — Don Cockroft vs. Denver Broncos, Oct. 29, 1972
- 55 — Matt Stover at Houston Oilers, Nov. 17, 1991
- 53 — Matt Stover at Houston Oilers, Dec. 12, 1993
- 52 — Matt Bahr at Minnesota Vikings, Oct. 26, 1986
- 52 — Matt Bahr vs. Los Angeles Raiders, Jan. 8, 1983 (Playoff)
- 52 — Lou Groza vs. Los Angeles Rams, Dec. 23, 1951 (Playoff)
- 52 — Lou Groza vs. New York Giants, Oct. 12, 1952
- 51 — Lou Groza vs. Chicago Cardinals, Dec. 16, 1956
- 51 — Lou Groza vs. Pittsburgh Steelers, Oct. 28, 1962
- 51 — Don Cockroft vs. St. Louis Cardinals, Oct. 28, 1979
- 51 — Matt Stover vs. Pittsburgh Steelers, Oct. 11, 1992

RECORDS

Individual Records

SERVICE

Most Seasons

- 17 Lou Groza (1950-59, 1961-67)
- 16 Clay Matthews (1978-93)
- 15 Gene Hickerson (1958-60, 1962-73)

Most Consecutive Seasons

- 16 Clay Matthews (1978-93)
- 14 Doug Dieken (1971-84)
- 13 Don Cockroft (1968-80)
- 13 Jim Houston (1960-72)
- 13 Dick Schafrath (1959-71)
- 13 Clarence Scott (1971-83)
- 13 Ozzie Newsome (1978-90)
- 12 Gene Hickerson (1962-73)
- 12 Walter Johnson (1965-76)
- 12 Ray Renfro (1952-63)
- 12 Jerry Sherk (1970-81)

Most Games

- 232 Clay Matthews (1978-93)
- 216 Lou Groza (1950-59, 1961-67)
- 203 Doug Dieken (1971-84)
- 202 Gene Hickerson (1958-60, 1962-73)

Most Consecutive Games

- 203 Doug Dieken (1971-84)
- 188 Don Cockroft (1968-80)
- 178 Clarence Scott (1971-83)
- 168 Walter Johnson (1965-76)
- 165 Gene Hickerson (1962-73)

Most Consecutive Starts

- 194 Doug Dieken (1971-84)

SCORING

Most Points - Career

- 1,345 Lou Groza (1950-59, 1961-67); 233 FG, 640 PAT, 1 TD
- 1,080 Don Cockroft (1968-80); 216 FG, 432 PAT
- 756 Jim Brown (1957-65); 126 TD
- 677 Matt Bahr (1981-89); 143 FG, 248 PAT
- 540 Leroy Kelly (1964-73); 90 TD

Most Points - Season

- 126 Jim Brown (1965); 21 TD
- 120 Leroy Kelly (1968); 20 TD
- 115 Lou Groza (1964); 22 FG, 49 PAT
- 110 Matt Stover (1994); 26 FG, 32 PAT
- 108 Jim Brown (1962); 18 TD
- 108 Jim Brown (1958); 18 TD

- 108 Lou Groza (1953); 23 FG, 39 PAT

Most Points - Game

- 36 Dub Jones (11/25/1951 vs. Chicago Bears); 6 TD
- 30 Jim Brown (11/01/1959 at Baltimore Colts); 5 TD
- 24 Eric Metcalf (09/20/1992 at Los Angeles Raiders); 4 TD
- 24 Leroy Kelly (12/01/1968 vs. New York Giants); 4 TD
- 24 Jim Brown (11/28/1965 at Pittsburgh Steelers); 4 TD
- 24 Jim Brown (11/18/1962 vs. St. Louis Cardinals); 4 TD
- 24 Jim Brown (11/19/1961 vs. Philadelphia Eagles); 4 TD
- 24 Jim Brown (10/26/1958 at Chicago Cardinals); 4 TD
- 24 Jim Brown (11/24/1957 vs. Los Angeles Rams); 4 TD

Most Consecutive Games Scoring

- 107 Lou Groza (1950) 9 - (1959) 2

Most Seasons, 100 or More Points

- 3 Jim Brown (1958, 62, 65)

Most Total TDs - Career

- 126 Jim Brown (1957-65); 106 Rush, 20 Recv
- 90 Leroy Kelly (1964-73); 74 Rush, 13 Recv, 3 Ret
- 70 Gary Collins (1962-71); 70 Recv
- 55 Ray Renfro (1952-63); 4 Rush, 50 Recv, 1 Ret
- 54 Kevin Mack (1985-93); 46 Rush, 8 Recv

Most Total TDs - Season

- 21 Jim Brown (1965); 17 Rush, 4 Recv
- 20 Leroy Kelly (1968); 16 Rush, 4 Recv
- 18 Jim Brown (1962); 13 Rush, 5 Recv
- 18 Jim Brown (1958); 17 Rush, 1 Recv
- 16 Leroy Kelly (1966); 15 Rush, 1 Recv

Most Total TDs - Game

- 6 Dub Jones (11/25/1951 vs. Chicago Bears); 4 Rush, 2 Recv
- 5 Jim Brown (11/01/1959 at Baltimore Colts); 5 Rush
- 4 Eric Metcalf (09/20/1992 at Los Angeles Raiders); 1 Rush, 3 Recv
- 4 Leroy Kelly (12/01/1968 vs. New York Giants); 4 Rush

- 4 Jim Brown (11/28/1965 at Pittsburgh Steelers); 3 Rush, 1 Recv
- 4 Jim Brown (11/18/1962 vs. St. Louis Cardinals); 4 Rush
- 4 Jim Brown (11/19/1961 vs. Philadelphia Eagles); 4 Rush
- 4 Jim Brown (10/26/1958 at Chicago Cardinals); 4 Rush
- 4 Jim Brown (11/24/1957 vs. Los Angeles Rams); 4 Rush

Most Consecutive Games Scoring Touchdown

- 10 Jim Brown (1965)
- 9 Leroy Kelly (1968)

Most Return TDs - Career

- 7 Eric Metcalf (1989-94)
- 6 Bobby Mitchell (1958-61)
- 5 Warren Lahr (1950-59)
- 5 Ken Konz (1953-59)
- 4 Bernie Parrish (1959-66)

Most Return TDs - Season

- 2 Eric Metcalf (1994)
- 2 Eric Metcalf (1993)
- 2 David Brandon (1992)
- 2 Eric Metcalf (1990)
- 2 Thane Gash (1989)
- 2 David Grayson (1989)
- 2 Gerald McNeil (1986)
- 2 Jim Houston (1967)
- 2 Leroy Kelly (1965)
- 2 Bobby Mitchell (1961)
- 2 Bobby Franklin (1960)
- 2 Bobby Mitchell (1958)
- 2 Ken Konz (1954)
- 2 Warren Lahr (1951)
- 2 Warren Lahr (1950)

Most Return TDs - Game

- 2 Eric Metcalf (10/24/1993 vs. Pittsburgh Steelers)
- 2 David Grayson (09/10/1989 at Pittsburgh Steelers)
- 2 Bobby Franklin (12/11/1960 vs. Chicago Bears)
- 2 Bobby Mitchell (11/23/1958 vs. Philadelphia Eagles)

Most Extra Points - Career

- 640 Lou Groza (1950-59, 1961-67)
- 432 Don Cockroft (1968-80)
- 248 Matt Bahr (1981-89)

- 149 Matt Stover (1991-95)
- 44 Sam Baker (1960-61)

Most Extra Points - Season

- 51 Lou Groza (1966)
- 49 Lou Groza (1964)
- 46 Don Cockroft (1968)
- 45 Don Cockroft (1969)
- 45 Lou Groza (1965)

Most Extra Points - Game

- 8 Lou Groza (12/06/1953 vs. New York Giants)
- 7 Lou Groza (12/04/1966 vs. New York Giants)
- 7 Lou Groza (12/12/1964 at New York Giants)
- 7 Lou Groza (10/19/1952 at Philadelphia Eagles)
- 7 Lou Groza (12/02/1951 vs. Chicago Cardinals)

Most Consecutive Extra Points Made

- 138 Lou Groza (1963-66)

Most Field Goals - Career

- 233 Lou Groza (1950-59, 1961-67)
- 216 Don Cockroft (1968-80)
- 143 Matt Bahr (1981-89)
- 108 Matt Stover (1991-95)
- 22 Phil Dawson (1999-2000)
- 14 Jerry Kauric (1990)

Most Field Goals - Season

- 29 Matt Stover (1995)
- 26 Matt Stover (1994)
- 24 Matt Bahr (1988)
- 24 Matt Bahr (1984)
- 23 Lou Groza (1953)

Most Field Goals - Game

- 5 Matt Stover (10/29/1995 at Cincinnati Bengals)
- 5 Don Cockroft (10/19/1975 at Denver Broncos)

Most Consecutive Games Field Goal Made

- 14 Lou Groza (1950) 10 (1951) 4

Most Consecutive Field Goals Made

- 23 Matt Stover (1994) 20 (1995) 3
- 16 Don Cockroft (1974) 11 (1975) 5

RECORDS

Individual Records

Highest Field Goal Percentage - Career

(minimum 50 attempts)

- 81.20 Matt Stover (1991-95); 133-108
- 74.09 Matt Bahr (1981-89); 193-143
- 65.85 Don Cockroft (1968-80); 328-216
- 58.10 Lou Groza (1950-59, 1961-67); 401-233

Highest Field Goal Percentage - Season

(minimum 14 attempts)

- 92.86 Matt Stover (1994); 28-26
- 90.63 Matt Stover (1995); 32-29
- 88.46 Lou Groza (1953); 26-23
- 87.50 Matt Bahr (1983); 24-21
- 87.50 Don Cockroft (1974); 16-14

Most Safeties - Career

- 2 Walter Johnson (1965-76)

Most Safeties - Season

- 1 By 11 players; most recent Anthony Pleasant (1993)

RUSHING

Most Rushing Attempts - Career

- 2,359 Jim Brown (1957-65)
- 1,727 Leroy Kelly (1964-73)
- 1,593 Mike Pruitt (1976-84)
- 1,291 Kevin Mack (1985-93)
- 1,158 Greg Pruitt (1973-81)

Most Rushing Attempts - Season

- 305 Jim Brown (1961)
- 293 Mike Pruitt (1983)
- 291 Jim Brown (1963)
- 290 Jim Brown (1959)
- 289 Jim Brown (1965)

Most Rushing Attempts - Game

- 37 Jim Brown (10/04/1959 at Chicago Cardinals)
- 34 Jim Brown (11/19/1961 vs. Philadelphia Eagles)
- 34 Jim Brown (10/12/1958 vs. Chicago Cardinals)
- 33 Jim Brown (12/13/1959 at Philadelphia Eagles)
- 32 Larry Mason (10/04/1987 at New England Patriots)
- 32 Mike Pruitt (12/03/1981 at Houston Oilers)
- 32 Jim Brown (11/01/1959 at Baltimore Colts)

Most Rushing Yards - Career

- 12,312 Jim Brown (1957-65)
- 7,274 Leroy Kelly (1964-73)
- 6,540 Mike Pruitt (1976-84)
- 5,496 Greg Pruitt (1973-81)
- 5,123 Kevin Mack (1985-93)

Most Rushing Yards - Season

- 1,863 Jim Brown (1963)
- 1,544 Jim Brown (1965)
- 1,527 Jim Brown (1958)
- 1,446 Jim Brown (1964)
- 1,408 Jim Brown (1961)

Most Rushing Yards - Game

- 237 Jim Brown (11/19/1961 vs. Philadelphia Eagles)
- 237 Jim Brown (11/24/1957 vs. Los Angeles Rams)
- 232 Jim Brown (09/22/1963 at Dallas Cowboys)
- 232 Bobby Mitchell (11/15/1959 at Washington Redskins)
- 223 Jim Brown (11/03/1963 at Philadelphia Eagles)
- 214 Greg Pruitt (12/14/1975 vs. Kansas City Chiefs)
- 191 Greg Pruitt (10/17/1976 at Atlanta Falcons)
- 188 Earnest Byner (12/16/1984 at Houston Oilers)
- 188 Jim Brown (10/18/1964 at Dallas Cowboys)
- 188 Marion Motley (10/29/1950 vs. Pittsburgh Steelers)

Most Seasons 1,000 or More Yards Rushing

- 7 Jim Brown (1958-61, 1963-65)
- 4 Mike Pruitt (1979-81, 1983)

Most Games 100 or More Yards Rushing - Career

- 58 Jim Brown (1957-65)

Most Games 100 or More Yards Rushing - Season

- 8 Jim Brown (1958, 1963)

Most Consecutive 100-Yard Rushing Games

- 6 Jim Brown (1958)
- 5 Jim Brown (1961)

Most Rushing TDs - Career

- 106 Jim Brown (1957-65)
- 74 Leroy Kelly (1964-73)
- 47 Mike Pruitt (1976-84)

- 46 Kevin Mack (1985-93)
33 Otto Graham (1950-55)

Most Rushing TDs - Season

- 17 Jim Brown (1965)
17 Jim Brown (1958)
16 Leroy Kelly (1968)
15 Leroy Kelly (1966)
14 Jim Brown (1959)

Most Rushing TDs - Game

- 5 Jim Brown (11/01/1959 at Baltimore Colts)
4 Leroy Kelly (12/01/1968 vs. New York Giants)
4 Jim Brown (11/18/1962 vs. St. Louis Cardinals)
4 Jim Brown (11/19/1961 vs. Philadelphia Eagles)
4 Jim Brown (10/26/1958 at Chicago Cardinals)
4 Jim Brown (11/24/1957 vs. Los Angeles Rams)
4 Dub Jones (11/25/1951 vs. Chicago Bears)

Most Consecutive Games with Rushing TD

- 9 Leroy Kelly (1968)
7 Jim Brown (1957) 1 (1958) 6 and (1962) 2 (1963) 5

**Best Rushing Average - Career
(minimum 500 attempts)**

- 5.22 Jim Brown (1957-65); 2,359-12,312
4.80 Ernie Green (1962-68); 668-3,204
4.75 Greg Pruitt (1973-81); 1,158-5,496
4.21 Leroy Kelly (1964-73); 1,727-7,274
4.19 Cleo Miller (1975-82); 546-2,286

**Best Rushing Average - Season
(minimum 150 attempts)**

- 6.40 Jim Brown (1963); 291-1,863
5.94 Jim Brown (1958); 257-1,527
5.85 Jim Brown (1960); 215-1,257
5.46 Leroy Kelly (1966); 209-1,141
5.45 Greg Pruitt (1978); 176-960

**Best Rushing Average - Game
(minimum 11 attempts)**

- 17.09 Marion Motley (10/29/1950 vs. Pittsburgh Steelers); 11-188
16.57 Bobby Mitchell (11/15/1959 at Washington Redskins); 14-232

- 13.36 Bobby Mitchell (10/12/1958 vs. Chicago Cardinals); 11-147
11.67 Bobby Mitchell (12/03/1961 at Dallas Cowboys); 12-140
11.60 Jim Brown (09/22/1963 at Dallas Cowboys); 20-232

PASSING**Most Pass Attempts - Career**

- 3,439 Brian Sipe (1973-83)
3,150 Bernie Kosar (1985-93)
1,755 Frank Ryan (1962-68)
1,565 Otto Graham (1950-55)
1,317 Mike Phipps (1970-76)

Most Pass Attempts - Season

- 567 Brian Sipe (1981)
554 Brian Sipe (1980)
535 Brian Sipe (1979)
531 Bernie Kosar (1986)
513 Bernie Kosar (1989)

Most Pass Attempts - Game

- 57 Brian Sipe (09/07/1981 vs. San Diego Chargers)
54 Eric Zeier (11/05/1995 vs. Houston Oilers)
53 Brian Sipe (09/13/1981 vs. Houston Oilers)
50 Bernie Kosar (11/10/1986 vs. Miami Dolphins)
49 Bernie Kosar (12/22/1991 at Pittsburgh Steelers)
49 Brian Sipe (10/16/1983 at Pittsburgh Steelers)
49 Otto Graham (10/04/1952 at Pittsburgh Steelers)

Most Pass Completions - Career

- 1,944 Brian Sipe (1973-83)
1,853 Bernie Kosar (1985-93)
907 Frank Ryan (1962-68)
872 Otto Graham (1950-55)
689 Bill Nelsen (1968-72)

Most Pass Completions - Season

- 337 Brian Sipe (1980)
313 Brian Sipe (1981)
310 Bernie Kosar (1986)
307 Bernie Kosar (1991)
303 Bernie Kosar (1989)

RECORDS

Individual Records

Most Pass Completions - Game

- 33 Brian Sipe (12/05/1982 vs. San Diego Chargers)
- 32 Bernie Kosar (11/10/1986 vs. Miami Dolphins)
- 31 Brian Sipe (09/07/1981 vs. San Diego Chargers)
- 30 Brian Sipe (10/25/1981 vs. Baltimore Colts)
- 30 Brian Sipe (12/07/1980 vs. New York Jets)

Highest Completion Percentage - Career (minimum 750 attempts)

- 58.83 Bernie Kosar (1985-93); 3,150-1,853
- 57.89 Milt Plum (1957-61); 1,083-627
- 57.59 Vinny Testaverde (1993-95); 969-558
- 56.53 Brian Sipe (1973-83); 3,439-1,944
- 55.72 Otto Graham (1950-55); 1,565-872

Highest Completion Percentage - Season (minimum 200 attempts)

- 64.73 Otto Graham (1953); 258-167
- 63.72 Tim Couch (2000); 215-137
- 62.15 Bernie Kosar (1991); 494-307
- 61.95 Bernie Kosar (1987); 389-241
- 60.88 Vinny Testaverde (1995); 363-221
- 60.83 Brian Sipe (1980); 554-337

Highest Completion Percentage - Game (minimum 15 attempts)

- 91.30 Vinny Testaverde (12/26/1993 at Los Angeles Rams); 23-21
- 82.61 Bernie Kosar (12/06/1992 vs. Cincinnati Bengals); 23-19
- 82.35 George Ratterman (10/06/1956 at Pittsburgh Steelers); 17-14
- 82.14 Brian Sipe (10/24/1976 vs. San Diego Chargers); 28-23
- 81.82 Bernie Kosar (11/05/1989 at Tampa Bay Buccaneers); 22-18

Most Consecutive Pass Completions

- 16 Bernie Kosar (10-29-89 vs. Houston Oilers through 11-5-89 at Tampa Bay Buccaneers)
- 15 Vinny Testaverde (12-26-93 at Los Angeles Rams through 1-2-94 at Pittsburgh Steelers)
- 14 Brian Sipe (12-5-82 vs. San Diego Chargers)
- 13 Paul McDonald (10-28-84 vs. New Orleans Saints)
- 13 Brian Sipe (9-28-80 vs. Tampa Bay Buccaneers)

Most Passing Yards - Career

- 23,713 Brian Sipe (1973-83)
- 21,904 Bernie Kosar (1985-93)
- 13,499 Otto Graham (1950-55)
- 13,361 Frank Ryan (1962-68)
- 9,725 Bill Nelsen (1968-72)

Most Passing Yards - Season

- 4,132 Brian Sipe (1980)
- 3,876 Brian Sipe (1981)
- 3,854 Bernie Kosar (1986)
- 3,793 Brian Sipe (1979)
- 3,566 Brian Sipe (1983)

Most Passing Yards - Game

- 444 Brian Sipe (10/25/1981 vs. Baltimore Colts)
- 414 Bernie Kosar (11/23/1986 vs. Pittsburgh Steelers)
- 401 Bernie Kosar (11/10/1986 vs. Miami Dolphins)
- 401 Otto Graham (10/04/1952 at Pittsburgh Steelers)
- 391 Brian Sipe (10/19/1980 vs. Green Bay Packers)
- 375 Brian Sipe (09/07/1981 vs. San Diego Chargers)
- 369 Otto Graham (10/15/1950 vs. Chicago Cardinals)
- 367 Frank Ryan (12/17/1966 at St. Louis Cardinals)
- 358 Brian Sipe (11/18/1979 vs. Miami Dolphins)
- 353 Bernie Kosar (12/10/1989 at Indianapolis Colts)

Most Passing TDs - Career

- 154 Brian Sipe (1973-83)
- 134 Frank Ryan (1962-68)
- 116 Bernie Kosar (1985-93)
- 88 Otto Graham (1950-55)
- 71 Bill Nelsen (1968-72)

Most Passing TDs - Season

- 30 Brian Sipe (1980)
- 29 Frank Ryan (1966)
- 28 Brian Sipe (1979)
- 26 Brian Sipe (1983)
- 25 Frank Ryan (1964)
- 25 Frank Ryan (1963)

Most Passing TDs - Game

- 5 Brian Sipe (10/07/1979 vs. Pittsburgh Steelers)

- 5 Bill Nelsen (11/02/1969 vs. Dallas Cowboys)
- 5 Frank Ryan (12/12/1964 at New York Giants)

Most Consecutive Games TD Pass

- 23 Frank Ryan (1965) 1, (1966) 14, (1967) 8
- 18 Milt Plum (1959) 1, (1960) 12, (1961) 5

Highest QB Rating - Career (minimum 750 attempts)

- 89.93 Milt Plum (1957-61)
- 81.64 Bernie Kosar (1985-93)
- 81.43 Frank Ryan (1962-68)
- 80.18 Vinny Testaverde (1993-95)
- 78.17 Otto Graham (1950-55)

Highest QB Rating - Season (minimum 200 attempts)

- 110.37 Milt Plum (1960)
- 99.66 Otto Graham (1953)
- 95.41 Bernie Kosar (1987)
- 91.37 Brian Sipe (1980)
- 90.59 Frank Ryan (1963)

Highest QB Rating - Game (minimum 15 attempts)

- 158.33 Brian Sipe (10/29/1978 vs. Buffalo Bills)
- 158.33 Otto Graham (10/10/1954 vs. Chicago Cardinals)
- 154.86 Milt Plum (11/13/1960 vs. St. Louis Cardinals)
- 153.94 Milt Plum (10/25/1959 vs. Washington Redskins)
- 150.57 Brian Sipe (11/19/1978 at Baltimore Colts)

Most Passes Intercepted - Career

- 149 Brian Sipe (1973-83)
- 94 Otto Graham (1950-55)
- 88 Frank Ryan (1962-68)
- 81 Mike Phipps (1970-76)
- 81 Bernie Kosar (1985-93)

Most Passes Intercepted - Season

- 26 Brian Sipe (1979)
- 25 Brian Sipe (1981)
- 24 Otto Graham (1952)
- 23 Paul McDonald (1984)
- 23 Brian Sipe (1983)
- 23 Bill Nelsen (1971)

Most Passes Intercepted - Game

- 6 Brian Sipe (10/16/1983 at Pittsburgh Steelers)

- 6 Brian Sipe (11/22/1981 vs. Pittsburgh Steelers)
- 5 Frank Ryan (11/06/1966 at Pittsburgh Steelers)
- 5 Otto Graham (10/17/1954 at Pittsburgh Steelers)

Most Consecutive Attempts Without an Interception

- 308* Bernie Kosar (1990-91)
- 208 Milt Plum (1959-60)

* NFL Record

Lowest Interception Percentage - Career (minimum 750 attempts)

- 2.57 Bernie Kosar (1985-93); 3,150-1,853
- 3.60 Milt Plum (1957-61); 1,083-627
- 3.72 Vinny Testaverde (1993-95); 969-558
- 4.33 Brian Sipe (1973-83); 3,439-1,944
- 4.82 Paul McDonald (1980-85); 767-411

Lowest Interception Percentage - Season (minimum 200 attempts)

- 1.82 Bernie Kosar (1991); 494-307
- 1.88 Bernie Kosar (1986); 531-310
- 2.00 Milt Plum (1960); 250-151
- 2.31 Bernie Kosar (1987); 389-241
- 2.48 Vinny Testaverde (1995); 363-221

RECEIVING

Most Receptions - Career

- 662 Ozzie Newsome (1978-90)
- 331 Gary Collins (1962-71)
- 323 Greg Pruitt (1973-81)
- 315 Brian Brennan (1984-91)
- 310 Reggie Rucker (1975-81)

Most Receptions - Season

- 89 Ozzie Newsome (1984)
- 89 Ozzie Newsome (1983)
- 69 Ozzie Newsome (1981)
- 66 Kevin Johnson (1999)
- 65 Webster Slaughter (1989)
- 65 Greg Pruitt (1981)

Most Receptions - Game

- 14 Ozzie Newsome (10/14/1984 vs. New York Jets)
- 11 Webster Slaughter (12/22/1991 at Pittsburgh Steelers)
- 11 Mac Speedie (11/09/1952 vs. Chicago Cardinals)

RECORDS

Individual Records

Most Consecutive Games with Reception

- 150 Ozzie Newsome (1979) 9 (1989) 7
- 53 Mike Pruitt (1979) 7 (1983) 5

Most Receiving Yards - Career

- 7,980 Ozzie Newsome (1978-90)
- 5,508 Ray Renfro (1952-63)
- 5,299 Gary Collins (1962-71)
- 5,210 Paul Warfield (1964-69, 1976-77)
- 4,953 Reggie Rucker (1975-81)

Most Receiving Yards - Season

- 1,236 Webster Slaughter (1989)
- 1,067 Paul Warfield (1968)
- 1,002 Ozzie Newsome (1981)
- 1,001 Ozzie Newsome (1984)
- 986 Kevin Johnson (1999)

Most Receiving Yards - Game

- 191 Ozzie Newsome (10/14/1984 vs. New York Jets)
- 186 Webster Slaughter (10/23/1989 vs. Chicago Bears)
- 184 Webster Slaughter (10/29/1989 vs. Houston Oilers)
- 182 Darrell Brewster (12/06/1953 vs. New York Giants)
- 177 Eric Metcalf (09/20/1992 at Los Angeles Raiders)
- 177 Reggie Rucker (11/18/1979 vs. Miami Dolphins)
- 177 Gern Nagler (11/20/1960 at Pittsburgh Steelers)
- 176 Brian Brennan (12/21/1986 vs. San Diego Chargers)
- 173 Andre Rison (10/29/1995 at Cincinnati Bengals)
- 171 Derrick Alexander (12/04/1994 vs. New York Giants)

Most Seasons 50 or More Receptions

- 6 Ozzie Newsome (1979-81, 1983-85)
- 3 Gary Collins (1965-66, 1969)
- 3 Webster Slaughter (1989-91)
- 3 Eric Metcalf (1989-90, 1993)

Highest Receiving Average - Career (minimum 100 receptions)

- 19.60 Ray Renfro (1952-63); 281-5,508
- 19.23 Paul Warfield (1964-69, 1976-77); 271-5,210
- 18.44 Ricky Feacher (1976-84); 113-2,084

Highest Receiving Average - Season (minimum 20 receptions)

- 28.05 Ray Renfro (1957); 21-589
- 23.88 Ray Renfro (1958); 24-573
- 22.55 Ricky Feacher (1981); 29-654

Highest Receiving Average - Game (minimum 3 receptions)

- 52.33 Rich Kreitling (10/02/1960 vs. Pittsburgh Steelers); 3-157
- 48.67 Clarence Weathers (10/13/1985 at Houston Oilers); 3-146
- 46.00 Webster Slaughter (10/29/1989 vs. Houston Oilers); 4-184

Most Receiving TDs - Career

- 70 Gary Collins (1962-71)
- 52 Paul Warfield (1964-69, 1976-77)
- 50 Ray Renfro (1952-63)
- 47 Ozzie Newsome (1978-90)
- 33 Dante Lavelli (1950-56)

Most Receiving TDs - Season

- 13 Gary Collins (1963)
- 12 Paul Warfield (1968)
- 12 Gary Collins (1966)
- 11 Gary Collins (1969)
- 10 Paul Warfield (1969)
- 10 Gary Collins (1965)

Most Receiving TDs - Game

- 3 Eric Metcalf (09/20/1992 at Los Angeles Raiders)
- 3 Calvin Hill (11/19/1978 at Baltimore Colts)
- 3 Larry Poole (11/13/1977 at Pittsburgh Steelers)
- 3 Reggie Rucker (09/12/1976 vs. New York Jets)
- 3 Gary Collins (10/20/1963 vs. Philadelphia Eagles)
- 3 Ray Renfro (11/22/1959 vs. Pittsburgh Steelers)
- 3 Darrel Brewster (12/06/1953 vs. New York Giants)
- 3 Mac Speedie (12/02/1951 vs. Chicago Cardinals)

Most Consecutive Games with TD Reception

- 7 Gary Collins (1963) 2 (1964) 5
- 6 Paul Warfield (1968)

INTERCEPTIONS

Most Passes Intercepted - Career

- 45 Thom Darden (1972-74, 1976-81)
- 40 Warren Lahr (1950-59)
- 39 Clarence Scott (1971-83)
- 30 Ken Konz (1953-59)
- 29 Bernie Parrish (1959-66)

Most Passes Intercepted - Season

- 10 Thom Darden (1978)
- 9 Eric Turner (1994)
- 9 Felix Wright (1989)
- 9 Tommy James (1950)

Most Passes Intercepted - Game

- 3 Steve Moore (09/17/1995 at Houston Oilers)
- 3 Frank Minnifield (11/22/1987 at Houston Oilers)
- 3 Hanford Dixon (12/19/1982 vs. Pittsburgh Steelers)
- 3 Ron Bolton (11/27/1977 vs. Los Angeles Rams)
- 3 Ross Fichtner (10/23/1966 vs. Dallas Cowboys)
- 3 Bernie Parrish (12/03/1961 at Dallas Cowboys)
- 3 Bobby Franklin (12/11/1960 vs. Chicago Bears)
- 3 Tommy James (11/01/1953 vs. Washington Redskins)
- 3 Tommy James (11/05/1950 at Chicago Cardinals)

Most Interception Return Yards - Career

- 820 Thom Darden (1972-74, 1976-81)
- 581 Ross Fichtner (1960-67)
- 557 Bernie Parrish (1959-66)
- 530 Warren Lahr (1950-59)
- 469 Felix Wright (1985-90)

Most Interception Return Yards - Season

- 238 Bernie Parrish (1960)
- 200 Thom Darden (1978)
- 199 Eric Turner (1994)
- 190 Don Paul (1956)
- 162 Ben Davis (1968)

Most Interception Return Yards - Game

- 115 Bernie Parrish (12/11/1960 vs. Chicago Bears)

- 108 Felix Wright (10/26/1987 vs. Los Angeles Rams)
- 101 Eric Turner (09/18/1994 vs. Arizona Cardinals)
- 98 Ross Fichtner (10/23/1966 vs. Dallas Cowboys)
- 97 Najee Mustafaa (10/10/1993 vs. Miami Dolphins)

Highest Average Gain on Interceptions - Career (minimum 10 int.)

- 23.00 Erich Barnes (1965-71); 18-414
- 21.73 Oliver Davis (1977-80); 11-239
- 21.52 Ross Fichtner (1960-67); 27-581

Highest Average Gain on Interceptions - Season (minimum 3 int.)

- 39.67 Bernie Parrish (1960); 6-238
- 38.00 Felix Wright (1987); 4-152
- 34.67 Brian Washington (1988); 3-104

Highest Average Gain on Interceptions - Game (2 int.)

- 57.50 Bernie Parrish (12/11/1960 vs. Chicago Bears); 2-115
- 54.00 Felix Wright (10/26/1987 vs. Los Angeles Rams); 2-108
- 50.50 Eric Turner (09/18/1994 vs. Arizona Cardinals); 2-101

Most TDs on Interceptions - Career

- 5 Warren Lahr (1950-59)
- 4 Ken Konz (1953-59)
- 3 Bernie Parrish (1959-66)
- 3 Jim Houston (1960-72)
- 3 Ross Fichtner (1960-67)
- 3 Erich Barnes (1965-71)

Most TDs on Interceptions - Season

- 2 Thane Gash (1989)
- 2 Jim Houston (1967)
- 2 Bobby Franklin (1960)
- 2 Ken Konz (1954)
- 2 Warren Lahr (1951)
- 2 Warren Lahr (1950)

Most TDs on Interceptions - Game

- 2 Bobby Franklin (12/11/1960 vs. Chicago Bears)

RECORDS

Individual Records

PUNTING

Most Punts - Career

- 651 Don Cockroft (1968-80)
- 385 Horace Gillom (1950-56)
- 336 Gary Collins (1962-71)
- 253 Jeff Gossett (1983, 1985-87)
- 236 Brian Hansen (1991-93)

Most Punts - Season

- 108 Chris Gardocki (2000)
- 106 Chris Gardocki (1999)
- 97 Bryan Wagner (1989)
- 90 Don Cockroft (1974)
- 83 Jeff Gossett (1986)
- 82 Brian Hansen (1993)
- 82 Don Cockroft (1975)
- 82 Don Cockroft (1973)

Most Punts - Game

- 12 Chris Gardocki (12/03/2000 at Jacksonville Jaguars)
- 12 Bryan Wagner (11/19/1989 vs. Kansas City Chiefs)
- 12 Horace Gillom (12/03/1950 vs. Philadelphia Eagles)
- 11 Don Cockroft (10/15/1972 vs. Chicago Bears)
- 11 Gary Collins (12/12/1965 at Los Angeles Rams)
- 11 Horace Gillom (10/04/1953 at Chicago Cardinals)

Most Punt Yards - Career

- 26,262 Don Cockroft (1968-80)
- 16,872 Horace Gillom (1950-56)
- 13,764 Gary Collins (1962-71)
- 10,317 Jeff Gossett (1983, 1985-87)
- 10,112 Brian Hansen (1991-93)

Most Punt Yards - Season

- 4,919 Chris Gardocki (2000)
- 4,645 Chris Gardocki (1999)
- 3,817 Bryan Wagner (1989)
- 3,643 Don Cockroft (1974)
- 3,632 Brian Hansen (1993)
- 3,498 Don Cockroft (1972)

Most Punt Yards - Game

- 517 Chris Gardocki (12/03/2000 at Jacksonville Jaguars)
- 510 Horace Gillom (12/03/1950 vs. Philadelphia Eagles)

- 497 Gary Collins (12/12/1965 at Los Angeles Rams)
- 491 Chris Gardocki (11/26/2000 at Baltimore Ravens)
- 480 Don Cockroft (10/15/1972 vs. Chicago Bears)
- 468 Horace Gillom (10/04/1953 at Chicago Cardinals)
- 463 Bryan Wagner (11/19/1989 vs. Kansas City Chiefs)

Best Gross Punting Average - Career (minimum 50 attempts)

- 44.69 Chris Gardocki (1999-2000); 214-9,564
- 43.82 Horace Gillom (1950-56); 385-16,872
- 42.85 Brian Hansen (1991-93); 236-10,112
- 42.64 Sam Baker (1960-61); 108-4,605
- 42.02 Steve Cox (1981-84); 190-7,984
- 41.69 Tom Tupa (1993-95); 139-5,795

Best Gross Punting Average - Season (minimum 35 attempts)

- 46.69 Gary Collins (1965); 65-3,035
- 45.69 Horace Gillom (1952); 61-2,787
- 45.55 Chris Gardocki (2000); 108-4,919
- 45.49 Horace Gillom (1951); 73-3,321
- 44.29 Brian Hansen (1993); 82-3,632
- 43.82 Chris Gardocki (1999); 106-4,645
- 43.81 Horace Gillom (1953); 63-2,760

Best Gross Punting Average - Game

- 58.00 Johnny Evans (12/03/1978 at Seattle Seahawks); 1-58
- 56.50 Sam Baker (11/13/1960 vs. St. Louis Cardinals); 2-113
- 54.75 Horace Gillom (11/28/1954 at New York Giants); 4-219
- 54.33 Gary Collins (10/17/1965 vs. Dallas Cowboys); 6-326
- 54.00 Dave Mays (09/26/1976 at Denver Broncos); 1-54

Most Punts Inside 20 Yard Line - Career

- 63 Brian Hansen (1991-93)
- 59 Jeff Gossett (1983, 1985-87)
- 45 Chris Gardocki (1999-2000)
- 45 Bryan Wagner (1989-90)
- 43 Tom Tupa (1993-95)
- 38 Steve Cox (1981-84)

Most Punts Inside 20 Yard Line - Season

- 32 Bryan Wagner (1989)
- 28 Brian Hansen (1992)

- 27 Tom Tupa (1994)
- 25 Chris Gardocki (2000)
- 21 Jeff Gossett (1986)
- 21 Greg Coleman (1977)

PUNT RETURNS

Most Punt Returns - Career

- 161 Gerald McNeil (1986-89)
- 127 Eric Metcalf (1989-94)
- 111 Dino Hall (1979-83)
- 94 Leroy Kelly (1964-73)
- 78 Keith Wright (1978-80)

Most Punt Returns - Season

- 49 Gerald McNeil (1989)
- 44 Eric Metcalf (1992)
- 40 Gerald McNeil (1986)
- 39 Dino Hall (1983)
- 38 Gerald McNeil (1988)

Most Punt Returns - Game

- 7 Eric Metcalf (11/08/1992 at Houston Oilers)
- 7 Gerald McNeil (11/19/1989 vs. Kansas City Chiefs)
- 7 Gerald McNeil (11/16/1986 at Los Angeles Raiders)
- 7 Gerald McNeil (10/12/1986 vs. Kansas City Chiefs)
- 7 Dino Hall (10/25/1981 vs. Baltimore Colts)
- 7 Chet Hanulak (11/07/1954 vs. Washington Redskins)

Most Punt Return Yards - Career

- 1,545 Gerald McNeil (1986-89)
- 1,341 Eric Metcalf (1989-94)
- 990 Leroy Kelly (1964-73)
- 901 Dino Hall (1979-83)
- 659 Greg Pruitt (1973-81)

Most Punt Return Yards - Season

- 496 Gerald McNeil (1989)
- 464 Eric Metcalf (1993)
- 429 Eric Metcalf (1992)
- 386 Gerald McNeil (1987)
- 349 Greg Pruitt (1974)

Most Punt Return Yards - Game

- 166 Eric Metcalf (10/24/1993 vs. Pittsburgh Steelers)
- 115 Eric Metcalf (09/04/1994 at Cincinnati Bengals)
- 109 Leroy Kelly (11/28/1965 at Pittsburgh

Steelers)

- 106 Gerald McNeil (09/28/1986 vs. Detroit Lions)
- 103 Gerald McNeil (12/10/1989 at Indianapolis Colts)

Most Punt Return TDs - Career

- 5 Eric Metcalf (1989-94)
- 3 Leroy Kelly (1964-73)
- 3 Bobby Mitchell (1958-61)

Most Punt Return TDs - Season

- 2 Eric Metcalf (1994)
- 2 Eric Metcalf (1993)
- 2 Leroy Kelly (1965)

Most Punt Return TDs - Game

- 2 Eric Metcalf (10/24/1993 vs. Pittsburgh Steelers)

Highest Punt Return Average - Career (minimum 50 returns)

- 11.77 Greg Pruitt (1973-81); 56-659
- 11.24 Bobby Mitchell (1958-61); 54-607
- 10.56 Eric Metcalf (1989-94); 127-1,341
- 10.53 Leroy Kelly (1964-73); 94-990
- 9.60 Gerald McNeil (1986-89); 161-1,545

Highest Punt Return Average - Season (minimum 15 returns)

- 15.59 Leroy Kelly (1965); 17-265
- 12.93 Greg Pruitt (1974); 27-349
- 12.89 Eric Metcalf (1993); 36-464
- 12.72 Ben Davis (1967); 18-229
- 11.35 Gerald McNeil (1987); 34-386

Highest Punt Return Average - Game (minimum 3 returns)

- 28.75 Eric Metcalf (09/04/1994 at Cincinnati Bengals); 4-115
- 27.67 Eric Metcalf (10/23/1994 vs. Cincinnati Bengals); 3-83
- 27.67 Bobby Mitchell (10/08/1961 vs. Washington Redskins); 3-83
- 27.33 Greg Pruitt (10/27/1974 vs. Denver Broncos); 3-82
- 27.25 Leroy Kelly (11/28/1965 at Pittsburgh Steelers); 4-109

KICKOFF RETURNS

Most Kickoff Returns - Career

- 151 Dino Hall (1979-83)

RECORDS

Individual Records

- 139 Eric Metcalf (1989-94)
- 87 Glen Young (1984-85, 1987-88)
- 82 Randy Baldwin (1991-94)
- 76 Leroy Kelly (1964-73)

Most Kickoff Returns - Season

- 52 Eric Metcalf (1990)
- 50 Dino Hall (1979)
- 47 Gerald McNeil (1986)
- 44 Ronnie Powell (1999)
- 43 Jamel White (2000)
- 36 Dino Hall (1981)

Most Kickoff Returns - Game

- 9 Dino Hall (10/07/1979 vs. Pittsburgh Steelers)
- 8 Dino Hall (11/25/1979 at Pittsburgh Steelers)
- 7 Dino Hall (11/29/1981 vs. Cincinnati Bengals)

Most Kickoff Return Yards - Career

- 3,185 Dino Hall (1979-83)
- 2,806 Eric Metcalf (1989-94)
- 2,079 Glen Young (1984-85, 1987-88)
- 1,872 Randy Baldwin (1991-94)
- 1,784 Leroy Kelly (1964-73)

Most Kickoff Return Yards - Season

- 1,052 Eric Metcalf (1990)
- 1,014 Dino Hall (1979)
- 997 Gerald McNeil (1986)
- 986 Ronnie Powell (1999)
- 898 Glen Young (1985)

Most Kickoff Return Yards - Game

- 172 Dino Hall (10/07/1979 vs. Pittsburgh Steelers)
- 169 Dino Hall (11/29/1981 vs. Cincinnati Bengals)
- 165 Eric Metcalf (12/09/1990 at Houston Oilers)
- 165 Greg Pruitt (11/03/1974 at San Diego Chargers)
- 162 Dino Hall (11/25/1979 at Pittsburgh Steelers)
- 162 Billy Lefear (12/09/1973 at Cincinnati Bengals)

Most Kickoff Return TDs - Career

- 3 Bobby Mitchell (1958-61)
- 2 Eric Metcalf (1989-94)

Most Kickoff Return TDs - Season

- 2 Eric Metcalf (1990)

Most Kickoff Return TDs - Game

- 1 11 times; most recent Randy Baldwin (09/04/1994 at Cincinnati Bengals)

Highest Kickoff Return Average - Career (minimum 50 returns)

- 26.26 Greg Pruitt (1973-81); 58-1,523
- 25.94 Walter Roberts (1964-66); 62-1,608
- 25.24 Keith Wright (1978-80); 70-1,767
- 25.00 Bobby Mitchell (1958-61); 62-1,550
- 24.35 Billy Lefear (1972-75); 60-1,461

Highest Kickoff Return Average - Season (minimum 12 returns)

- 31.69 Billy Lefear (1975); 13-412
- 29.50 Billy Reynolds (1954); 14-413
- 28.88 Bo Scott (1969); 25-722
- 28.31 Greg Pruitt (1973); 16-453
- 27.55 Greg Pruitt (1974); 22-606

Highest Kickoff Return Average - Game (minimum 3 returns)

- 48.33 Gerald McNeil (10/05/1986 at Pittsburgh Steelers); 3-145
- 45.67 Herman Fontenot (10/30/1988 vs. Cincinnati Bengals); 3-137
- 43.00 Keith Wright (09/02/1979 at New York Jets); 3-129
- 42.00 Ben Davis (12/10/1967 at St. Louis Cardinals); 3-126
- 41.25 Eric Metcalf (12/09/1990 at Houston Oilers); 4-165

COMBINED NET YARDS

Combined Net Yards, Most Attempts - Career

- 2,650 Jim Brown (1957-65); 2,359 R, 262 P, 29 PR
- 2,087 Leroy Kelly (1964-73); 1,727 R, 190 P, 94 KR, 76 PR
- 1,860 Mike Pruitt (1976-84); 1,593 R, 255 P, 12 PR

Combined Net Yards, Most Attempts - Season

- 353 Jim Brown (1961); 305 R, 46 P, 2 PR
- 323 Mike Pruitt (1983); 293 R, 30 P
- 323 Jim Brown (1965); 289 R, 34 P

Combined Net Yards, Most Attempts - Game

- 39 Mike Pruitt (12/03/1981 at Houston Oilers); 32 R, 7 P
 39 Jim Brown (10/04/1959 at Chicago Cardinals); 37 R, 2 P
 38 Earnest Byner (12/17/1995 vs. Cincinnati Bengals); 31 R, 7 P
 38 Jim Brown (11/19/1961 vs. Philadelphia Eagles); 34 R, 3 P, 1 PR

Combined Net Yards, Most Yards - Career

- 15,459 Jim Brown (1957-65); 12,312 R, 2,499 P, 648 KR
 12,329 Leroy Kelly (1964-73); 7,274 R, 2,281 P, 1,784 KR, 990 PR
 10,700 Greg Pruitt (1973-81); 5,496 R, 3,022 P, 1,523 KR, 659 PR

Combined Net Yards, Most Yards - Season

- 2,131 Jim Brown (1963); 1,863 R, 268 P
 2,014 Leroy Kelly (1966); 1,141 R, 366 P, 403 KR, 104 PR
 1,932 Eric Metcalf (1993); 611 R, 539 P, 318 KR, 464 PR

Combined Net Yards, Most Yards - Game

- 313 Jim Brown (11/19/1961 vs. Philadelphia Eagles); 237 R, 52 P, 24 KR
 304 Greg Pruitt (11/23/1975 vs. Cincinnati Bengals); 121 R, 106 P, 36 KR, 41 PR
 299 Leroy Kelly (12/04/1966 vs. New York Giants); 126 R, 71 P, 102 KR

Combined Net Yards, High Average - Career (minimum 500 attempts)

- 11.94 Ozzie Newsome (1978-90); 682-8,144
 8.87 Bobby Mitchell (1958-61); 667-5,916
 7.89 Eric Metcalf (1989-94); 1,155-9,108

Combined Net Yards, High Average - Season (minimum 100 attempts)

- 14.32 Dino Hall (1979); 103-1,475
 10.90 Greg Pruitt (1973); 102-1,112
 9.77 Bobby Mitchell (1958); 128-1,250

Combined Net Yards, High Average - Game (minimum 10 attempts)

- 19.75 Eric Metcalf (10/24/1993 vs. Pittsburgh Steelers); 12-237
 19.75 Dino Hall (10/07/1979 vs. Pittsburgh Steelers); 12-237
 19.64 Eric Metcalf (12/09/1990 at Houston Oilers); 11-216

SCRIMMAGE YARDS**Scrimmage Yards, Most Attempts - Career**

- 2,621 Jim Brown (1957-65); 2,359 R, 262 P
 1,917 Leroy Kelly (1964-73); 1,727 R, 190 P
 1,848 Mike Pruitt (1976-84); 1,593 R, 255 P

Scrimmage Yards, Most Attempts - Season

- 351 Jim Brown (1961); 305 R, 46 P
 323 Mike Pruitt (1983); 293 R, 30 P
 323 Jim Brown (1965); 289 R, 34 P

Scrimmage Yards, Most Attempts - Game

- 39 Mike Pruitt (12/03/1981 at Houston Oilers); 32 R, 7 P
 39 Jim Brown (10/04/1959 at Chicago Cardinals); 37 R, 2 P
 38 Earnest Byner (12/17/1995 vs. Cincinnati Bengals); 31 R, 7 P

Scrimmage Yards, Most Yards - Career

- 14,811 Jim Brown (1957-65); 12,312 R, 2,499 P
 9,555 Leroy Kelly (1964-73); 7,274 R, 2,281 P
 8,518 Greg Pruitt (1973-81); 5,496 R, 3,022 P

Scrimmage Yards, Most Yards - Season

- 2,131 Jim Brown (1963); 1,863 R, 268 P
 1,872 Jim Brown (1965); 1,544 R, 328 P
 1,867 Jim Brown (1961); 1,408 R, 459 P

Scrimmage Yards, Most Yards - Game

- 289 Jim Brown (11/19/1961 vs. Philadelphia Eagles); 237 R, 52 P
 262 Jim Brown (09/15/1963 vs. Washington Redskins); 162 R, 100 P
 258 Jim Brown (11/24/1957 vs. Los Angeles Rams); 237 R, 21 P

Scrimmage Yards, High Average - Career (minimum 400 attempts)

- 14.81 Ray Renfro (1952-63); 418-6,190
 11.93 Ozzie Newsome (1978-90); 680-8,115
 8.09 Dub Jones (1950-55); 481-3,893

Scrimmage Yards, High Average - Season (minimum 100 attempts)

- 8.53 Dub Jones (1952); 108-921
 7.93 Dub Jones (1951); 134-1,062
 7.64 Dub Jones (1950); 101-772

RECORDS

Individual Records

Scrimmage Yards, High Average - Game (minimum 10 attempts)

- 18.42 Marion Motley (10/29/1950 vs. Pittsburgh Steelers); 12-221
- 17.70 Gern Nagler (11/20/1960 at Pittsburgh Steelers); 10-177
- 16.33 Dub Jones (11/25/1951 vs. Chicago Bears); 12-196

QUARTERBACK SACKS

Most Sacks - Career

- 76.5 Clay Matthews (1978-93)
- 69 Jerry Sherk (1970-81)
- 58 Walter Johnson (1965-76)

Most Sacks - Season

- 14.5 Bill Glass (1965)
- 14 Jack Gregory (1970)
- 14 Reggie Camp (1984)

Most Sacks - Game

- 4 Jerry Sherk (11/14/1976 vs. Philadelphia)
- 4 Mack Mitchell (11/20/1977 vs. New York Giants)

Most Consecutive Games At Least One Sack

- 7 Bill Glass (1966)

Most Sack Yards - Career


- 568 Clay Matthews (1978-92)
- 547 Jerry Sherk (1970-81)

Most Sack Yards - Season

- 125.5 Reggie Camp (1984)

Most Sack Yards - Game

- 39 Reggie Camp (11/25/1984 vs. Houston)



Bill Glass

GAMES WON

**Most Games Won, One Season
(Including Postseason)**

- 13 (1986)
- 12 (1994)
- 12 (1950)

Most Games Won - Regular Season

- 12 (1986)
- 11 (1994)
- 11 (1980)
- 11 (1965)
- 11 (1953)
- 11 (1951)

Most Consecutive Games Won, Start of Season

- 10 (1953)

**Most Consecutive Home Games Won
(Regular Season)**

- 12 (1950-52)

Most Consecutive Road Games Won

- 7 (1951-52; 1954-55; 1971-72)

GAMES LOST

Most Games Lost, One Season

- 14 (1999)
- 13 (2000)
- 13 (1990)
- 11 (1995)
- 11 (1984)
- 11 (1981)
- 11 (1975)

Most Consecutive Games Lost

- 11 (1974-75)

Most Consecutive Games Lost, Start of Season

- 9 (1975)

Most Consecutive Games Lost, End of Season

- 6 (1999)

Most Consecutive Home Games Lost

- 9 (1999-2000)

Most Consecutive Road Games Lost

- 11 (1974-76)

SCORING

Most Points - Season

- 415 (1964); 22 FG, 49 PAT, 50 TD
- 403 (1966); 9 FG, 52 PAT, 54 TD
- 394 (1968); 18 FG, 46 PAT, 49 TD
- 391 (1986); 26 FG, 43 PAT, 45 TD
- 390 (1987); 21 FG, 45 PAT, 47 TD

Most Points - Game

- 62 (11/07/1954 vs. Washington Redskins);
2 FG, 8 PAT, 8 TD
- 62 (12/06/1953 vs. New York Giants); 2 FG,
8 PAT, 8 TD
- 52 (12/12/1964 at New York Giants); 1 FG,
7 PAT, 7 TD
- 51 (09/10/1989 at Pittsburgh Steelers);
3 FG, 6 PAT, 6 TD
- 49 (12/04/1966 vs. New York Giants); 7 PAT,
7 TD
- 49 (10/30/1966 at Atlanta Falcons); 7 PAT,
7 TD
- 49 (10/19/1952 at Philadelphia Eagles);
7 PAT, 7 TD
- 49 (12/02/1951 vs. Chicago Cardinals);
7 PAT, 7 TD

Most Points Against - Season

- 462 (1990); 16 FG, 56 PAT, 59 TD
- 437 (1999); 33 FG, 40 PAT, 49 TD
- 419 (2000); 31 FG, 44 PAT, 46 TD
- 375 (1981); 21 FG, 40 PAT, 45 TD
- 372 (1975); 13 FG, 45 PAT, 48 TD
- 356 (1995); 26 FG, 34 PAT, 40 TD, 2 2PAT
- 356 (1978); 22 FG, 36 PAT, 42 TD

Most Points Against - Game

- 58 (12/09/1990 at Houston Oilers); 1 FG,
7 PAT, 8 TD
- 55 (11/12/1967 at Green Bay Packers);
2 FG, 7 PAT, 7 TD
- 55 (10/17/1954 at Pittsburgh Steelers);
7 PAT, 8 TD
- 51 (10/07/1979 vs. Pittsburgh Steelers);
1 FG, 6 PAT, 7 TD
- 51 (11/09/1969 at Minnesota Vikings);
3 FG, 6 PAT, 6 TD

Fewest Points Against - Season

- 144 (1950); 4 FG, 18 PAT, 19 TD
- 152 (1951); 4 FG, 18 PAT, 20 TD

RECORDS

Team Records

162 (1954); 3 FG, 21 PAT, 22 TD
162 (1953); 2 FG, 20 PAT, 22 TD
172 (1957); 7 FG, 19 PAT, 22 TD

Most Points, Both Teams - Game

89 (12/04/1966 vs. New York Giants); 4 FG,
11 PAT, 11 TD
86 (10/07/1979 vs. Pittsburgh Steelers);
1 FG, 11 PAT, 12 TD
82 (12/15/1960 at New York Giants); 2 FG,
10 PAT, 11 TD
82 (10/17/1954 at Pittsburgh Steelers);
10 PAT, 12 TD

Fewest Points, Both Teams - Game

6 (11/21/1954 vs. Philadelphia Eagles);
2 FG
6 (10/01/1950 vs. New York Giants); 1 TD
7 (12/01/1974 vs. San Francisco 49ers);
1 PAT, 1 TD
7 (10/25/1953 at New York Giants); 1 PAT,
1 TD

Most Touchdowns - Season

54 (1966); 18 Rush, 33 Recv, 3 Ret
50 (1964); 14 Rush, 28 Recv, 8 Ret
49 (1968); 20 Rush, 27 Recv, 2 Ret

Most Touchdowns - Game

8 (11/07/1954 vs. Washington Redskins);
3 Rush, 4 Recv, 1 Ret
8 (12/06/1953 vs. New York Giants);
2 Rush, 5 Recv, 1 Ret

Most Touchdowns Against - Season

59 (1990); 21 Rush, 32 Recv, 6 Def
49 (1999); 29 Rush, 17 Recv, 3 Ret
48 (1975); 21 Rush, 25 Recv, 2 Ret

Most Touchdowns Against - Game

8 (12/09/1990 at Houston Oilers); 4 Rush,
3 Recv, 1 Def
8 (10/17/1954 at Pittsburgh Steelers);
2 Rush, 4 Recv, 2 Ret

Fewest Touchdowns - Season

17 (2000); 7 Rush, 9 Pass, 1 Ret
17 (1982); 7 Rush, 9 Recv, 1 Ret
19 (1956); 8 Rush, 8 Recv, 3 Ret
24 (1975); 14 Rush, 7 Recv, 3 Ret
24 (1973); 12 Rush, 10 Recv, 2 Ret

Fewest Touchdowns Against - Season

19 (1950); 10 Rush, 8 Recv, 1 Ret
20 (1951); 8 Rush, 10 Recv, 2 Ret
21 (1956); 13 Rush, 7 Recv, 1 Ret

Most Touchdowns Rushing - Season

24 (1958)
23 (1954)

Most Touchdowns Rushing - Game

6 (11/24/1957 vs. Los Angeles Rams)
5 (11/01/1959 at Baltimore Colts)
5 (10/12/1958 vs. Chicago Cardinals)
5 (10/02/1955 at San Francisco 49ers)
5 (12/12/1954 vs. Pittsburgh Steelers)

Most Touchdowns Rushing Against - Season

29 (1999)
26 (2000)
25 (1979)
21 (1990)
21 (1975)

Most Touchdowns Rushing Against - Game

6 (10/15/1961 vs. Green Bay Packers)
5 (12/03/2000 at Jacksonville Jaguars)
5 (10/13/1991 at Washington Redskins)

Fewest Touchdowns Rushing - Season

5 (1995)
6 (1956)

Fewest Touchdowns Rushing Against - Season

4 (1954)
5 (1992)

Most Touchdowns Rushing, Both Teams - Game

7 (11/23/1986 vs. Pittsburgh Steelers)
7 (11/11/1979 vs. Seattle Seahawks)
7 (11/24/1957 vs. Los Angeles Rams)

Most Touchdowns Passing - Season

33 (1966)
30 (1980)
28 (1979)
28 (1964)

Most Touchdowns Passing - Game

6 (10/30/1966 at Atlanta Falcons)
6 (12/12/1964 at New York Giants)

Fewest Touchdowns Passing - Season

- 7 (1975)
- 8 (1956)
- 9 (2000)
- 9 (1982)

Most Touchdowns Passing Against - Season

- 32 (1990)
- 31 (1965)
- 28 (1981)

Most Touchdowns Passing Against - Game

- 6 (09/26/1965 vs. St. Louis Cardinals)
- 5 (11/18/1990 vs. Houston Oilers)
- 5 (12/12/1965 at Los Angeles Rams)

Fewest Touchdowns Passing Against - Season

- 7 (1956)
- 8 (1957)
- 8 (1950)

Most Points After Touchdown - Season

- 52 (1966)
- 49 (1964)

Most Points After Touchdown - Game

- 8 (11/07/1954 vs. Washington Redskins)
- 8 (12/06/1953 vs. New York Giants)

Fewest Points After Touchdown - Season

- 17 (2000)
- 17 (1982)
- 18 (1956)

Most Points After Touchdown Against - Season

- 56 (1990)
- 45 (1975)

Most Points After Touchdown Against - Game

- 7 (12/09/1990 at Houston Oilers)
- 7 (11/12/1967 at Green Bay Packers)
- 7 (09/26/1965 vs. St. Louis Cardinals)
- 7 (10/15/1961 vs. Green Bay Packers)
- 7 (10/17/1954 at Pittsburgh Steelers)

Fewest Points After Touchdown Against - Season

- 18 (1951)
- 18 (1950)

Most Field Goals - Season

- 29 (1995)
- 26 (1994)
- 26 (1986)

Most Field Goals - Game

- 5 (10/29/1995 at Cincinnati Bengals)
- 5 (10/19/1975 at Denver Broncos)

Fewest Field Goals - Season

- 5 (1959)
- 7 (1982)

Most Field Goals Against - Season

- 33 (1999)
- 31 (2000)
- 31 (1993)
- 29 (1984)
- 29 (1973)

Most Field Goals Against - Game

- 5 (10/22/2000 at Pittsburgh Steelers)

Fewest Field Goals Against - Season

- 2 (1953)
- 3 (1954)

Most Safeties For - Season

- 3 (1970)
- 2 (1993)

Most Safeties For - Game

- 1 17 times; most recent (11/14/1993 at Seattle Seahawks)

Most Safeties Against - Season

- 3 (1987)
- 3 (1974)

Most Safeties, Both Teams - Season

- 4 (1993)

Most Safeties, Both Teams - Game

- 2 (11/14/1993 at Seattle Seahawks)
- 2 (09/13/1987 at New Orleans Saints)

Most Two-Point Conversions - Season

- 4 (1994)

Most Two-Point Conversions - Game

- 1 6 times; most recent (12/12/1999 at Cincinnati Bengals)

Most Two-Point Conversions, Both Teams - Season

- 5 (1994)
- 3 (1995)

RECORDS

Team Records

Most Two-Point Conversions Against - Season

2 (1995)

Most Two-Point Conversions Against - Game

1 4 times; most recent (11/12/2000 vs. New England Patriots)

Most Points 1st Quarter

21 (12/03/1961 at Dallas Cowboys)

Most Points 2nd Quarter

28 (12/01/1991 at Indianapolis Colts)
28 (11/05/1989 at Tampa Bay Buccaneers)
28 (12/13/1987 vs. Cincinnati Bengals)

Most Points 3rd Quarter

24 (12/06/1953 vs. New York Giants)

Most Points 4th Quarter

28 (10/25/1964 vs. New York Giants)

Most Points 1st Half

35 (11/05/1989 at Tampa Bay Buccaneers)

Most Points 2nd Half

35 4 times; most recent (12/04/1966 vs. New York Giants)

Largest Margin of Victory

59 (11/07/1954 vs. Washington Redskins)

Largest Margin of Defeat

48 (12/03/2000 at Jacksonville Jaguars)
48 (11/09/1969 at Minnesota Vikings)
48 (11/12/1967 at Green Bay Packers)

FIRST DOWNS

Most First Downs - Season

364 (1981)

Most First Downs - Game

35 (11/23/1986 vs. Pittsburgh Steelers)

Fewest First Downs - Season

173 (1956)

Fewest First Downs - Game

1 (12/03/1950 vs. Philadelphia Eagles)

Most First Downs by Opponents - Season

368 (1999)

Most First Downs by Opponents - Game

36 (11/25/1979 at Pittsburgh Steelers)

Most First Downs, Both Teams - Game

58 (11/25/1979 at Pittsburgh Steelers)

Most First Downs Rushing - Season

135 (1963)

Most First Downs Rushing - Game

21 (12/13/1959 at Philadelphia Eagles)

Fewest First Downs Rushing - Season

53 (2000)
64 (1999)
64 (1982)

Fewest First Downs Rushing - Game

0 (12/04/1988 vs. Dallas Cowboys)
0 (10/15/1972 vs. Chicago Bears)

Most First Downs Rushing by Opponents - Season

161 (1999)

Most First Downs Rushing by Opponents - Game

20 (10/10/1964 vs. Pittsburgh Steelers)

Fewest First Downs Rushing by Opponents - Season

56 (1954)

Fewest First Downs Rushing by Opponents - Game

0 (09/22/1974 vs. Houston Oilers)
0 (12/07/1952 at Chicago Cardinals)

Most First Downs Passing - Season

207 (1980)

Most First Downs Passing - Game

22 (09/07/1981 vs. San Diego Chargers)

Fewest First Downs Passing - Season

63 (1956)

Fewest First Downs Passing - Game

0 (12/03/2000 at Jacksonville Jaguars)
0 (12/03/1950 vs. Philadelphia Eagles)

Most First Downs Passing by Opponents - Season

200 (1995)

Most First Downs Passing by Opponents - Game

26 (12/12/1988 at Miami Dolphins)

Fewest First Downs Passing by Opponents - Season
62 (1956)

5,650 (1979)
5,648 (1995)

Fewest First Downs Passing by Opponents - Game
0 (11/24/1974 vs. Buffalo Bills)

Most Net Yards Gained by Opponents - Game
606 (11/25/1979 at Pittsburgh Steelers)
582 (11/07/1965 vs. Philadelphia Eagles)
535 (09/07/1981 vs. San Diego Chargers)

Most First Downs by Penalty - Season
37 (1981)

Most First Downs by Penalty - Game
7 (09/27/1981 vs. Atlanta Falcons)
7 (09/24/1978 at Pittsburgh Steelers)
7 (10/23/1977 at Buffalo Bills)

Fewest Net Yards Gained by Opponents - Season
2,658 (1954)
2,802 (1957)
2,841 (1955)

Fewest First Downs by Penalty - Season
4 (1952)

Fewest Net Yards Gained by Opponents - Game
53 (09/10/1989 at Pittsburgh Steelers)
64 (11/07/1954 vs. Washington Redskins)
68 (11/28/1954 at New York Giants)

Most First Downs by Penalty by Opponents - Season
38 (1980)
38 (1978)

Most First Downs by Penalty by Opponents - Game
9 (11/25/1951 vs. Chicago Bears)

Fewest First Downs by Penalty by Opponents - Season
10 (1961)

NET YARDS

Most Net Yards Gained - Season
5,915 (1981)
5,772 (1979)
5,588 (1980)

Most Net Yards Gained - Game
562 (10/25/1981 vs. Baltimore Colts)
558 (11/10/1986 vs. Miami Dolphins)
543 (09/15/1963 vs. Washington Redskins)

Fewest Net Yards Gained - Season
2,708 (1982)
3,310 (1956)
3,341 (1973)

Fewest Net Yards Gained - Game
40 (09/12/1999 vs. Pittsburgh Steelers)
53 (12/03/2000 at Jacksonville Jaguars)
59 (12/03/1950 vs. Philadelphia Eagles)
60 (10/24/1971 vs. Denver Broncos)

Most Net Yards Gained by Opponents - Season
6,046 (1999)

PLAYS

Most Offensive Plays - Season
1,138 (1981)
1,092 (1979)
1,065 (1983)

Most Offensive Plays - Game
92 (10/06/1956 at Pittsburgh Steelers)
87 (10/30/1977 vs. Kansas City Chiefs)
85 (10/04/1987 at New England Patriots)
85 (11/30/1986 vs. Houston Oilers)

Fewest Offensive Plays - Season
616 (1982)
647 (1960)
681 (1958)

Fewest Offensive Plays - Game
28 (09/12/1999 vs. Pittsburgh Steelers)
37 (10/27/1963 vs. New York Giants)
39 (11/09/1969 at Minnesota Vikings)
39 (11/11/1962 at Washington Redskins)

Most Offensive Plays by Opponents - Season
1,158 (1999)
1,122 (2000)
1,090 (1994)
1,083 (1978)

Most Offensive Plays by Opponents - Game
90 (09/12/1999 vs. Pittsburgh Steelers)
90 (11/25/1979 at Pittsburgh Steelers)
90 (10/06/1974 vs. Oakland Raiders)

RECORDS

Team Records

Fewest Offensive Plays by Opponents - Season

594 (1982)
638 (1957)
672 (1954)

Fewest Offensive Plays by Opponents - Game

38 (10/18/1987 at Cincinnati Bengals)
40 (09/20/1981 at Cincinnati Bengals)
40 (10/25/1953 at New York Giants)

RUSHING

Most Yards Gained Rushing - Season

2,639 (1963)
2,546 (1958)
2,488 (1978)

Most Yards Gained Rushing - Game

352 (10/12/1958 vs. Chicago Cardinals)
338 (10/29/1950 vs. Pittsburgh Steelers)
330 (11/24/1957 vs. Los Angeles Rams)

Fewest Yards Gained Rushing - Season

883 (1982)
1,085 (2000)
1,150 (1999)
1,220 (1990)

Fewest Yards Gained Rushing - Game

6 (11/06/1960 vs. New York Giants)
9 (09/12/1999 vs. Pittsburgh Steelers)
11 (09/17/1967 vs. Dallas Cowboys)

Most Yards Gained Rushing by Opponents - Season

2,736 (1999)
2,604 (1979)
2,505 (2000)
2,415 (1974)

Most Yards Gained Rushing by Opponents - Game

361 (10/07/1979 vs. Pittsburgh Steelers)
354 (10/10/1964 vs. Pittsburgh Steelers)
305 (11/11/1956 vs. Baltimore Colts)

Fewest Yards Gained Rushing by Opponents - Season

1,050 (1954)
1,189 (1955)
1,292 (1982)

Fewest Yards Gained Rushing by Opponents - Game

4 (11/28/1954 at New York Giants)
20 (10/22/1967 vs. Chicago Bears)
22 (10/08/1966 vs. Pittsburgh Steelers)

Fewest Yards Allowed Rushing Per Game

87.50 (1954)
95.53 (1987)
99.08 (1955)

Most Rushing Attempts - Season

559 (1978)
536 (1955)
535 (1985)

Most Rushing Attempts - Game

60 (10/02/1955 at San Francisco 49ers)
59 (12/13/1959 at Philadelphia Eagles)
59 (12/04/1955 at Pittsburgh Steelers)

Fewest Rushing Attempts - Season

256 (1982)
313 (1999)
336 (2000)
345 (1990)

Fewest Rushing Attempts - Game

9 (09/12/1999 vs. Pittsburgh Steelers)
10 (11/09/1969 at Minnesota Vikings)
11 (11/10/1991 vs. Philadelphia Eagles)
11 (10/14/1956 vs. New York Giants)

Most Rushing Attempts by Opponents - Season

610 (1999)
594 (2000)
577 (1979)
563 (1978)

Most Rushing Attempts by Opponents - Game

64 (10/10/1964 vs. Pittsburgh Steelers)
59 (12/16/1956 vs. Chicago Cardinals)
57 (09/12/1999 vs. Pittsburgh Steelers)
57 (10/24/1971 vs. Denver Broncos)
57 (11/23/1952 vs. Philadelphia Eagles)

Highest Average Gain Rushing - Season

5.74 (1963)
5.36 (1958)
5.22 (1966)

Lowest Average Gain Rushing - Season

3.38 (1971)
3.42 (1970)
3.45 (1982)

PASSING

Most Gross Yards Gained Passing - Season

4,339 (1981)
 4,132 (1980)
 4,018 (1986)

Most Gross Yards Gained Passing - Game

444 (10/25/1981 vs. Baltimore Colts)
 414 (11/23/1986 vs. Pittsburgh Steelers)
 401 (11/10/1986 vs. Miami Dolphins)

Highest Gross Average Yards Per Attempts - Season

10.17 (1953)
 9.61 (1957)
 9.51 (1955)

Fewest Gross Yards Gained Passing - Season

1,358 (1956)
 1,741 (1973)
 1,758 (1958)

Fewest Gross Yards Gained Passing - Game

-9 (12/03/2000 at Jacksonville Jaguars)
 15 (12/19/1954 vs. Detroit Lions)
 26 (11/02/1958 vs. New York Giants)
 26 (10/25/1953 at New York Giants)

Most Gross Yards Gained Passing by Opponents - Season

4,013 (1995)
 3,746 (1980)
 3,546 (1986)

Most Gross Yards Gained Passing by Opponents - Game

456 (12/14/1980 at Minnesota Vikings)
 418 (11/26/1967 vs. Washington Redskins)
 414 (12/23/1989 at Houston Oilers)

Fewest Gross Yards Gained Passing by Opponents - Season

1,215 (1956)
 1,511 (1957)
 1,581 (1950)

Fewest Gross Yards Gained Passing by Opponents - Game

9 (11/24/1974 vs. Buffalo Bills)
 17 (10/22/1950 at New York Giants)
 21 (11/11/1956 vs. Baltimore Colts)

Most Passes Attempted - Season

624 (1981)
 573 (1990)
 567 (1983)

Most Passes Attempted - Game

57 (09/07/1981 vs. San Diego Chargers)
 54 (11/05/1995 vs. Houston Oilers)
 53 (09/13/1981 vs. Houston Oilers)

Fewest Passes Attempted - Season

195 (1957)
 202 (1956)
 206 (1958)

Fewest Passes Attempted - Game

4 (11/04/1956 at Green Bay Packers)
 5 (10/25/1953 at New York Giants)
 6 (12/19/1954 vs. Detroit Lions)

Most Passes Attempted by Opponents - Season

587 (1994)
 573 (1995)
 541 (1993)

Most Passes Attempted by Opponents - Game

59 (09/20/1992 at Los Angeles Raiders)
 58 (09/18/1994 vs. Arizona Cardinals)
 54 (10/20/1991 at San Diego Chargers)

Fewest Passes Attempted by Opponents - Season

226 (1956)
 242 (1957)
 266 (1982)

Fewest Passes Attempted by Opponents - Game

7 (11/24/1974 vs. Buffalo Bills)
 8 (12/16/1956 vs. Chicago Cardinals)
 9 (10/15/1972 vs. Chicago Bears)
 9 (10/12/1952 vs. New York Giants)

Most Passes Completed - Season

348 (1981)
 337 (1980)
 324 (1995)
 324 (1983)

Most Passes Completed - Game

33 (12/05/1982 vs. San Diego Chargers)
 32 (11/10/1986 vs. Miami Dolphins)
 31 (09/07/1981 vs. San Diego Chargers)

RECORDS

Team Records

Fewest Passes Completed - Season

- 105 (1956)
- 108 (1957)
- 110 (1958)

Fewest Passes Completed - Game

- 1 (12/19/1954 vs. Detroit Lions)
- 2 (11/04/1956 at Green Bay Packers)
- 2 (10/25/1953 at New York Giants)

Most Passes Completed by Opponents - Season

- 360 (1995)
- 331 (1999)
- 325 (1994)

Most Passes Completed by Opponents - Game

- 38 (12/14/1980 at Minnesota Vikings)
- 33 (09/20/1992 at Los Angeles Raiders)
- 33 (10/20/1991 at San Diego Chargers)
- 33 (09/28/1986 vs. Detroit Lions)

Fewest Passes Completed by Opponents - Season

- 105 (1957)
- 107 (1956)
- 121 (1950)

Fewest Passes Completed by Opponents - Game

- 1 (11/24/1974 vs. Buffalo Bills)
- 2 (10/15/1972 vs. Chicago Bears)
- 2 (12/16/1956 vs. Chicago Cardinals)
- 2 (10/22/1950 at New York Giants)

Highest Completion Percentage - Season

- 63.04 (1953)
- 62.03 (1991)
- 60.72 (1980)

Highest Completion Percentage - Game

- 91.30 (12/26/1993 at Los Angeles Rams)
- 85.71 (12/13/1959 at Philadelphia Eagles)
- 84.21 (12/12/1964 at New York Giants)

Lowest Completion Percentage - Season

- 46.88 (1972)
- 48.05 (1967)
- 48.47 (1970)

Lowest Completion Percentage - Game

- 16.67 (12/19/1954 vs. Detroit Lions)
- 19.05 (10/03/1970 vs. Pittsburgh Steelers)
- 25.00 (09/29/1968 vs. Los Angeles Rams)
- 25.00 (10/27/1963 vs. New York Giants)

MOST INTERCEPTIONS

Most Interceptions - Season

- 32 (1968)
- 31 (1960)
- 31 (1950)

Most Interceptions - Game

- 7 (12/11/1960 vs. Chicago Bears)
- 6 (09/20/1987 vs. Pittsburgh Steelers)
- 6 (11/30/1986 vs. Houston Oilers)
- 6 (11/17/1968 at Pittsburgh Steelers)
- 6 (10/29/1950 vs. Pittsburgh Steelers)

Fewest Interceptions - Season

- 10 (1975)
- 12 (2000)
- 12 (1973)
- 13 (1993)
- 13 (1992)
- 13 (1990)
- 13 (1972)

Most Interceptions by Opponents - Season

- 31 (1977)
- 28 (1983)
- 27 (1981)
- 27 (1979)
- 27 (1971)

Most Interceptions by Opponents - Game

- 6 (10/16/1983 at Pittsburgh Steelers)
- 6 (11/22/1981 vs. Pittsburgh Steelers)
- 6 (09/26/1965 vs. St. Louis Cardinals)
- 6 (10/17/1954 at Pittsburgh Steelers)

Lowest Interception Percentage, Opponents - Season

- 1.53 (1999)
- 1.89 (1960)
- 1.99 (1991)

Fewest Interceptions by Opponents - Season

- 5 (1960)
- 9 (1959)
- 9 (1953)

Most Interception Return Yards - Season

- 624 (1960)
- 444 (1964)
- 430 (1977)

Most Interception Return Yards - Game

- 213 (12/11/1960 vs. Chicago Bears)
- 132 (11/20/1983 at New England Patriots)
- 128 (10/02/1988 at Pittsburgh Steelers)

Fewest Interception Return Yards - Season

- 52 (1999)
- 68 (2000)
- 102 (1982)
- 107 (1975)

Most Interception Return Yards by Opponents - Season

- 518 (1984)
- 508 (1983)
- 453 (1971)

Most Interception Return Yards by Opponents - Game

- 147 (10/17/1954 at Pittsburgh Steelers)
- 142 (10/16/1983 at Pittsburgh Steelers)
- 140 (10/18/1970 vs. Detroit Lions)

Fewest Interception Return Yards by Opponents - Season

- 58 (1960)
- 68 (1966)
- 94 (1953)

Most Touchdowns by Interceptions - Season

- 6 (1960)
- 4 (1989)
- 4 (1954)

Most Touchdowns by Interceptions - Game

- 3 (12/11/1960 vs. Chicago Bears)

Most Touchdowns by Interceptions by Opponents - Season

- 4 (1970)
- 3 (1990)

Most Touchdowns by Interceptions by Opponents - Game

- 2 (10/18/1970 vs. Detroit Lions)
- 2 (10/17/1954 at Pittsburgh Steelers)

PUNTING

Most Punts - Season

- 108 (2000)
- 106 (1999)
- 97 (1989)
- 90 (1974)

Most Punts - Game

- 12 (12/03/2000 at Jacksonville Jaguars)
- 12 (11/19/1989 vs. Kansas City Chiefs)
- 12 (12/03/1950 vs. Philadelphia Eagles)

Fewest Punts - Season

- 45 (1962)
- 48 (1982)
- 49 (1964)

Fewest Punts - Game

- 0 (11/05/1995 vs. Houston Oilers)
- 0 (09/13/1987 at New Orleans Saints)

Most Punts by Opponents - Season

- 97 (1994)
- 94 (1989)
- 91 (1985)

Most Punts by Opponents - Game

- 11 (12/17/1989 vs. Minnesota Vikings)
- 11 (11/19/1989 vs. Kansas City Chiefs)
- 11 (11/18/1973 at Oakland Raiders)
- 11 (10/04/1952 at Pittsburgh Steelers)
- 11 (11/18/1951 at New York Giants)

Fewest Punts by Opponents - Season

- 40 (1982)
- 46 (1960)
- 50 (1959)

Fewest Punts by Opponents - Game

- 0 (12/12/1988 at Miami Dolphins)
- 0 (12/04/1977 at San Diego Chargers)
- 0 (12/03/1961 at Dallas Cowboys)

Most Punts, Both Teams - Season

- 191 (1989)
- 177 (1994)
- 176 (2000)
- 172 (1999)
- 172 (1985)

Most Punts, Both Teams - Game

- 23 (11/19/1989 vs. Kansas City Chiefs)
- 21 (12/17/1989 vs. Minnesota Vikings)
- 21 (11/18/1973 at Oakland Raiders)

Fewest Punts, Both Teams - Season

- 88 (1982)
- 100 (1959)
- 101 (1962)
- 101 (1960)

RECORDS

Team Records

Fewest Punts, Both Teams - Game

- 1 (12/03/1961 at Dallas Cowboys)
- 1 (11/01/1959 at Baltimore Colts)

Highest Gross Punting Average - Season

- 45.70 (1965)
- 45.69 (1952)
- 45.55 (2000)
- 45.49 (1951)

Highest Gross Punting Average - Game

- 58.00 (12/03/1978 at Seattle Seahawks)
- 56.50 (11/13/1960 vs. St. Louis Cardinals)
- 54.75 (11/28/1954 at New York Giants)

Highest Gross Punting Average by Opponents - Season

- 45.04 (1960)
- 44.50 (1992)
- 43.72 (1963)

Highest Gross Punting Average by Opponents - Game

- 61.00 (09/13/1993 vs. San Francisco 49ers)
- 59.00 (11/27/1960 at St. Louis Cardinals)
- 57.50 (11/20/1960 at Pittsburgh Steelers)

PUNT RETURNS

Most Punt Returns - Season

- 61 (1954)
- 55 (1952)
- 52 (1974)

Most Punt Returns - Game

- 8 (11/18/1956 at Philadelphia Eagles)
- 8 (11/28/1954 at New York Giants)
- 8 (11/07/1954 vs. Washington Redskins)

Fewest Punt Returns - Season

- 20 (1964)
- 20 (1962)
- 21 (1960)

Most Punt Returns by Opponents - Season

- 69 (2000)
- 68 (1999)
- 68 (1974)
- 49 (1993)
- 49 (1989)
- 49 (1951)

Most Punt Returns by Opponents - Game

- 12 (12/03/1950 vs. Philadelphia Eagles)
- 9 (11/13/1995 at Pittsburgh Steelers)

Fewest Punt Returns by Opponents - Season

- 15 (1962)
- 16 (1987)

Most Punt Return Yardage - Season

- 563 (1993)
- 523 (1974)
- 496 (1989)

Most Punt Return Yardage - Game

- 166 (10/24/1993 vs. Pittsburgh Steelers)
- 134 (10/27/1974 vs. Denver Broncos)
- 116 (11/30/1952 at Washington Redskins)

Fewest Punt Return Yardage - Season

- 96 (1968)
- 111 (1962)
- 134 (1982)

Most Punt Return Yardage by Opponents - Season

- 793 (2000)
- 762 (1999)
- 705 (1974)
- 558 (1977)

Most Punt Return Yardage by Opponents - Game

- 149 (09/22/1974 vs. Houston Oilers)
- 131 (11/13/1995 at Pittsburgh Steelers)
- 126 (11/26/2000 at Baltimore Ravens)
- 125 (09/26/1976 at Denver Broncos)

Fewest Punt Return Yardage by Opponents - Season

- 39 (1959)
- 70 (1967)
- 72 (1969)

Highest Punt Return Average - Season

- 15.15 (1964)
- 15.13 (1950)
- 13.24 (1993)

Lowest Punt Return Average - Season

- 4.00 (1968)
- 4.07 (1953)
- 4.81 (1957)

Highest Punt Return Average Allowed - Season

- 18.00 (1977)
- 11.49 (2000)

11.49 (1976)
11.37 (1984)

Lowest Punt Return Average Allowed - Season

1.22 (1959)
2.41 (1967)
2.50 (1958)

Most Punt Return Touchdowns - Season

3 (1993)
2 (1994)
2 (1965)

Most Punt Return Touchdowns - Game

2 (10/24/1993 vs. Pittsburgh Steelers)

Most Punt Return Touchdowns by Opponents - Season

3 (1977)
2 (1976)

Most Punt Return Touchdowns by Opponents - Game

2 (09/26/1976 at Denver Broncos)

KICKOFF RETURNS**Most Kickoff Returns - Season**

89 (1999)
85 (2000)
75 (1979)

Most Kickoff Returns - Game

9 (12/03/2000 at Jacksonville Jaguars)
9 (10/15/2000 at Denver Broncos)
9 (10/07/1979 vs. Pittsburgh Steelers)
9 (10/17/1954 at Pittsburgh Steelers)

Fewest Kickoff Returns - Season

27 (1951)
29 (1959)
30 (1953)

Most Kickoff Returns by Opponents - Season

78 (1986)
75 (1964)
72 (1987)
72 (1978)

Most Kickoff Returns by Opponents - Game

8 11 times; most recent (10/23/1994 vs. Cincinnati Bengals)

Fewest Kickoff Returns by Opponents - Season

23 (1982)
33 (1956)
34 (1951)

Most Kickoff Return Yardage - Season

1,725 (1999)
1,710 (2000)
1,697 (1978)
1,537 (1981)

Most Kickoff Return Yardage - Game

256 (11/07/1965 vs. Philadelphia Eagles)
225 (09/20/1964 vs. St. Louis Cardinals)
224 (12/09/1973 at Cincinnati Bengals)

Fewest Kickoff Return Yardage - Season

496 (1951)
551 (1959)
579 (1953)

Most Kickoff Return Yardage by Opponents - Season

1,517 (1964)
1,501 (1966)
1,476 (1986)

Most Kickoff Return Yardage by Opponents - Game

236 (12/04/1966 vs. New York Giants)
236 (12/15/1963 at Washington Redskins)
226 (11/17/1968 at Pittsburgh Steelers)

Fewest Kickoff Return Yardage by Opponents - Season

424 (1982)
734 (1959)
763 (1951)

Highest Kickoff Return Average - Season

25.38 (1967)
25.26 (1954)
24.55 (1994)

Lowest Kickoff Return Average - Season

16.15 (1991)
17.51 (1952)
17.52 (1987)

Highest Kickoff Return Average Allowed - Season

26.63 (1975)
26.16 (1961)
25.69 (1981)

RECORDS

Team Records

Lowest Kickoff Return Average Allowed - Season

14.34 (1980)
16.78 (1988)
17.33 (1985)

Most Kickoff Return Touchdowns - Season

2 (1990)
2 (1958)

Most Kickoff Return Touchdowns - Game

1 11 times; most recent (09/04/1994 at Cincinnati Bengals)

Most Kickoff Return TDs by Opponents - Season

2 (1967)
2 (1966)

Most Kickoff Return TDs by Opponents - Game

2 (11/12/1967 at Green Bay Packers)

PENALTIES

Most Penalties - Season

128 (1989)
127 (1978)

Most Penalties - Game

21 (11/25/1951 vs. Chicago Bears)
18 (10/07/1951 at Los Angeles Rams)

Most Penalty Yards - Season

1,165 (1978)
1,046 (1977)

Most Penalty Yards - Game

209 (11/25/1951 vs. Chicago Bears)
188 (10/29/1995 at Cincinnati Bengals)

Fewest Penalties - Season

36 (1959)
47 (1961)

Fewest Penalties - Game

0 (11/18/1962 vs. St. Louis Cardinals)
0 (11/29/1959 vs. San Francisco 49ers)

Fewest Penalty Yards - Season

329 (1959)
455 (1961)

Most Penalties by Opponents - Season

131 (1978)
129 (1994)

Most Penalties by Opponents - Game

17 (12/04/1988 vs. Dallas Cowboys)
16 (11/08/1987 vs. Atlanta Falcons)
16 (11/25/1951 vs. Chicago Bears)

Most Penalty Yards by Opponents - Season

1,139 (1994)
1,110 (1978)

Most Penalty Yards by Opponents - Game

165 (11/25/1951 vs. Chicago Bears)
161 (09/21/1970 vs. New York Jets)

Fewest Penalties by Opponents - Season

32 (1959)
37 (1958)

Fewest Penalties by Opponents - Game

0 (12/26/1999 vs. Indianapolis Colts)
0 (10/13/1991 at Washington Redskins)
0 (12/04/1966 vs. New York Giants)

Fewest Penalty Yards by Opponents - Season

285 (1959)
335 (1953)

Most Penalties, Both Teams - Game

37 (11/25/1951 vs. Chicago Bears)
27 (09/11/1983 at Detroit Lions)
27 (09/17/1978 at Atlanta Falcons)

Most Penalty Yards, Both Teams - Game

374 (11/25/1951 vs. Chicago Bears)
270 (10/29/1995 at Cincinnati Bengals)

FUMBLES

Most Fumbles - Season

50 (1978)
46 (1976)

Most Fumbles - Game

9 (12/23/1990 at Pittsburgh Steelers)
9 (12/20/1981 at Seattle Seahawks)

Fewest Fumbles - Season

8 (1959)
14 (1958)

Most Fumbles by Opponents - Season

39 (1979)
39 (1972)

Most Fumbles by Opponents - Game

- 8 (10/05/1958 at Pittsburgh Steelers)
- 8 (11/12/1950 vs. San Francisco 49ers)
- 8 (10/07/1950 at Pittsburgh Steelers)

Fewest Fumbles by Opponents - Season

- 11 (1956)
- 13 (1963)

Most Fumbles, Both Teams - Game

- 13 (12/20/1981 at Seattle Seahawks)
- 13 (12/12/1971 at New Orleans Saints)

Most Fumbles Lost - Season

- 29 (1978)
- 26 (1981)

Most Fumbles Lost - Game

- 8 (12/23/1990 at Pittsburgh Steelers)
- 7 (12/20/1981 at Seattle Seahawks)

Fewest Fumbles Lost - Season

- 5 (1959)
- 7 (1964)

Most Opponents Fumbles Recovered - Season

- 29 (1951)
- 24 (1950)

Most Opponents Fumbles Recovered - Game

- 6 (11/12/1950 vs. San Francisco 49ers)
- 5 5 times; (most recent 09/10/1989 at Pittsburgh Steelers)

Fewest Opponents Fumbles Recovered - Season

- 8 (1956)
- 9 5 times; (most recent 1993)

QUARTERBACK SACKS

Most Times Browns Sacked Opponent

Quarterback - Season

- 48 (1993)
- 48 (1992)
- 45 (1989)

Most Times Browns Sacked Opponent

Quarterback - Game

- 11 (11/18/1984 at Atlanta Falcons)
- 9 (12/05/1993 vs. New Orleans Saints)
- 9 (10/16/1988 vs. Philadelphia Eagles)

Fewest Times Browns Sacked Opponent

Quarterback - Season

- 22 (1982)
- 25 (1999)
- 25 (1971)

Most Times Browns Quarterbacks Sacked - Season

- 60 (1999)
- 55 (1984)
- 48 (1974)

Most Times Browns Quarterbacks Sacked - Game

- 11 (09/06/1992 at Indianapolis Colts)
- 11 (09/30/1984 at Kansas City Chiefs)
- 8 (11/19/1967 vs. Minnesota Vikings)

Fewest Times Browns Quarterbacks Sacked - Season

- 14 (1994)
- 16 (1970)
- 19 (1976)

Most Yards Opponents Lost Attempting to Pass - Season

- 430 (1951)
- 359 (1989)
- 354 (1967)

Most Yards Opponents Lost Attempting to Pass - Game

- 95 (11/18/1984 at Atlanta Falcons)
- 91 (10/28/1962 at Pittsburgh Steelers)
- 88 (12/16/1951 at Philadelphia Eagles)

Most Yards Browns Lost Attempting to Pass - Season

- 402 (1974)
- 385 (1999)
- 372 (1967)

Most Yards Browns Lost Attempting to Pass - Game

- 81 (10/30/1960 at Washington Redskins)
- 78 (09/30/1984 at Kansas City Chiefs)

Most Times Sacked, Both Teams - Game

- 13 (09/30/1984 at Kansas City Chiefs)
- 12 (09/06/1992 at Indianapolis Colts)
- 12 (11/18/1984 at Atlanta Falcons)
- 12 (10/22/1967 vs. Chicago Bears)

RECORDS

Team Records

SHUTOUTS

Most Shutouts – Season

4 (1951)

Most Shutouts Against – Season

4 (2000)

Most Consecutive Shutout Quarters

8 (1951, 1983)

TURNOVERS

Most Turnovers Committed (Giveaways) - Season

53 (1981)

53 (1977)

Most Turnovers Committed (Giveaways) - Game

10 (12/20/1981 at Seattle Seahawks)

9 (12/23/1990 at Pittsburgh Steelers)

Most Turnovers, Opponents (Takeaways) - Season

55 (1950)

51 (1951)

Most Turnovers, Opponents (Takeaways) - Game

9 (10/05/1958 at Pittsburgh Steelers)

9 (11/12/1950 vs. San Francisco 49ers)

Fewest Turnovers Committed (Giveaways) - Season

14 (1959)

17 (1960)

Fewest Turnovers, Opponents (Giveaways) - Season

21 (1973)

22 (1993)

22 (1990)

Most Turnovers, Both Teams - Game

14 (12/20/1981 at Seattle Seahawks)

14 (10/05/1958 at Pittsburgh Steelers)



1951 Cleveland Browns

SCORING

Most Points

- 56 (12/26/1954 vs. Detroit Lions); 8 PAT, 8 TD
- 38 (01/09/1988 vs. Indianapolis Colts); 1 FG, 5 PAT, 5 TD
- 38 (12/28/1969 at Dallas Cowboys); 1 FG, 5 PAT, 5 TD
- 38 (12/26/1955 at Los Angeles Rams); 1 FG, 5 PAT, 5 TD

Fewest Points Against

- 0 (12/27/1964 vs. Baltimore Colts)
- 3 (12/17/1950 vs. New York Giants); 1 FG

Most Points, Both Teams

- 73 (12/29/1957 at Detroit Lions); 1 FG, 10 PAT, 10 TD
- 71 (01/17/1988 at Denver Broncos); 2 FG, 9 PAT, 9 TD

Fewest Points, Both Teams

- 10 (12/21/1958 at New York Giants); 1 FG, 1 PAT, 1 TD
- 11 (12/17/1950 vs. New York Giants); 3 FG

Most Touchdowns

- 8 (12/26/1954 vs. Detroit Lions); 5 Rush, 3 Recv
- 5 (01/09/1988 vs. Indianapolis Colts); 1 Rush, 3 Recv, 1 Ret
- 5 (12/28/1969 at Dallas Cowboys); 3 Rush, 1 Recv, 1 Ret
- 5 (12/26/1955 at Los Angeles Rams); 4 Rush, 1 Ret

Most Touchdowns Against

- 8 (12/29/1957 at Detroit Lions); 2 Rush, 5 Recv, 1 Ret
- 7 (12/24/1967 at Dallas Cowboys); 4 Rush, 2 Recv, 1 Ret

Most Touchdowns Rushing

- 5 (12/26/1954 vs. Detroit Lions)
- 3 (12/28/1969 at Dallas Cowboys)

Most Touchdowns Rushing Against

- 4 (12/29/1968 vs. Baltimore Colts)
- 4 (12/24/1967 at Dallas Cowboys)
- 3 (01/08/1983 at Los Angeles Raiders)

Most Touchdowns Rushing, Both Teams

- 5 (12/26/1954 vs. Detroit Lions)

Most Touchdowns Passing

- 4 (12/24/1950 vs. Los Angeles Rams)

Most Touchdowns Passing Against

- 5 (12/29/1957 at Detroit Lions)
- 4 (01/06/1990 vs. Buffalo Bills)

Most Points After Touchdown

- 8 (12/26/1954 vs. Detroit Lions)
- 5 (01/09/1988 vs. Indianapolis Colts)
- 5 (12/28/1969 at Dallas Cowboys)
- 5 (12/26/1955 at Los Angeles Rams)

Most Points After Touchdown Against

- 8 (12/29/1957 at Detroit Lions)
- 7 (12/24/1967 at Dallas Cowboys)

Most Field Goals

- 3 (12/24/1988 vs. Houston Oilers)
- 3 (01/03/1987 vs. New York Jets)
- 3 (12/27/1953 at Detroit Lions)

Most Field Goals Against

- 3 (01/14/1990 at Denver Broncos)
- 3 (01/11/1987 vs. Denver Broncos)
- 3 (01/02/1966 at Green Bay Packers)

Most Safeties For

- 1 (01/17/1988 at Denver Broncos)
- 1 (12/17/1950 vs. New York Giants)

Most Safeties Against

- 1 (01/07/1995 at Pittsburgh Steelers)
- 1 (01/01/1995 vs. New England Patriots)

Most Safeties, Both Teams

- 1 (01/07/1995 at Pittsburgh Steelers)
- 1 (01/17/1988 at Denver Broncos)
- 1 (12/17/1950 vs. New York Giants)

Most Points 1st Quarter

- 14 (12/26/1954 vs. Detroit Lions)
- 9 (01/02/1966 at Green Bay Packers)

Most Points 2nd Quarter

- 21 (12/26/1954 vs. Detroit Lions)
- 14 (01/06/1990 vs. Buffalo Bills)
- 14 (12/26/1955 at Los Angeles Rams)

RECORDS

Team Playoff Records

Most Points 3rd Quarter

- 21 (01/14/1990 at Denver Broncos)
- 21 (01/17/1988 at Denver Broncos)

Most Points 4th Quarter

- 17 (01/09/1988 vs. Indianapolis Colts)
- 14 (12/28/1969 at Dallas Cowboys)

Most Points 1st Half

- 35 (12/26/1954 vs. Detroit Lions)

Most Points 2nd Half

- 30 (01/17/1988 at Denver Broncos)

Largest Margin of Victory

- 46 (12/26/1954 vs. Detroit Lions)
- 27 (12/27/1964 vs. Baltimore Colts)

Largest Margin of Defeat

- 45 (12/29/1957 at Detroit Lions)
- 38 (12/24/1967 at Dallas Cowboys)

- 13 (12/24/1967 at Dallas Cowboys)

Fewest First Downs Rushing by Opponents

- 0 (12/27/1953 at Detroit Lions)
- 0 (12/23/1951 at Los Angeles Rams)

Most First Downs Passing

- 21 (01/03/1987 vs. New York Jets)
- 17 (12/28/1969 at Dallas Cowboys)

Fewest First Downs Passing

- 0 (12/27/1953 at Detroit Lions)
- 0 (12/23/1951 at Los Angeles Rams)

Most First Downs Passing by Opponents

- 20 (01/06/1990 vs. Buffalo Bills)
- 16 (01/09/1988 vs. Indianapolis Colts)

Fewest First Downs Passing by Opponents

- 0 (12/27/1953 at Detroit Lions)
- 0 (12/23/1951 at Los Angeles Rams)

Most First Downs by Penalty

- 6 (01/03/1987 vs. New York Jets)
- 5 (01/08/1983 at Los Angeles Raiders)

Most First Downs by Penalty by Opponents

- 3 (01/17/1988 at Denver Broncos)
- 3 (01/09/1988 vs. Indianapolis Colts)
- 3 (01/11/1987 vs. Denver Broncos)
- 3 (12/29/1957 at Detroit Lions)

FIRST DOWNS

Most First Downs

- 33 (01/03/1987 vs. New York Jets)
- 25 (01/17/1988 at Denver Broncos)
- 25 (01/09/1988 vs. Indianapolis Colts)

Fewest First Downs

- 10 (12/27/1953 at Detroit Lions)

Most First Downs by Opponents

- 25 (01/08/1983 at Los Angeles Raiders)
- 24 (01/06/1990 vs. Buffalo Bills)
- 24 (01/17/1988 at Denver Broncos)

Most First Downs, Both Teams

- 49 (01/17/1988 at Denver Broncos)
- 48 (01/09/1988 vs. Indianapolis Colts)

Most First Downs Rushing

- 15 (12/28/1952 vs. Detroit Lions)
- 11 (01/04/1986 at Miami Dolphins)
- 11 (12/29/1957 at Detroit Lions)

Fewest First Downs Rushing

- 9 (12/27/1953 at Detroit Lions)

Most First Downs Rushing by Opponents

- 14 (01/07/1995 at Pittsburgh Steelers)
- 13 (01/04/1970 at Minnesota Vikings)
- 13 (12/29/1968 vs. Baltimore Colts)

NET YARDS

Most Net Yards Gained

- 553 (01/03/1987 vs. New York Jets)
- 464 (01/17/1988 at Denver Broncos)

Fewest Net Yards Gained

- 86 (12/21/1958 at New York Giants)
- 165 (12/26/1971 vs. Baltimore Colts)

Most Net Yards Gained by Opponents

- 510 (01/08/1983 at Los Angeles Raiders)
- 497 (01/14/1990 at Denver Broncos)

Fewest Net Yards Gained by Opponents

- 181 (12/27/1964 vs. Baltimore Colts)
- 189 (12/17/1950 vs. New York Giants)

Most Offensive Plays

- 95 (01/03/1987 vs. New York Jets)
- 73 (12/26/1955 at Los Angeles Rams)

Team Playoff Records

Fewest Offensive Plays

- 39 (01/02/1966 at Green Bay Packers)
40 (12/21/1958 at New York Giants)

Most Offensive Plays by Opponents

- 77 (01/11/1987 vs. Denver Broncos)
76 (01/14/1990 at Denver Broncos)

Fewest Offensive Plays by Opponents

- 44 (12/28/1952 vs. Detroit Lions)
47 (12/27/1964 vs. Baltimore Colts)

RUSHING**Most Yards Gained Rushing**

- 251 (01/04/1986 at Miami Dolphins)
227 (12/28/1952 vs. Detroit Lions)

Fewest Yards Gained Rushing

- 24 (12/21/1958 at New York Giants)
55 (01/07/1995 at Pittsburgh Steelers)

Most Yards Gained Rushing by Opponents

- 238 (01/07/1995 at Pittsburgh Steelers)
222 (01/04/1970 at Minnesota Vikings)

Fewest Yards Gained Rushing by Opponents

- 49 (01/06/1990 vs. Buffalo Bills)
57 (01/01/1995 vs. New England Patriots)

Most Rushing Attempts

- 48 (12/26/1955 at Los Angeles Rams)
45 (12/26/1954 vs. Detroit Lions)

Fewest Rushing Attempts

- 13 (12/21/1958 at New York Giants)
14 (01/14/1990 at Denver Broncos)

Most Rushing Attempts by Opponents

- 53 (12/21/1958 at New York Giants)
51 (01/07/1995 at Pittsburgh Steelers)

PASSING**Most Gross Yards Gained Passing**

- 489 (01/03/1987 vs. New York Jets)
356 (01/17/1988 at Denver Broncos)

Fewest Gross Yards Gained Passing

- 38 (12/27/1953 at Detroit Lions)
43 (12/17/1950 vs. New York Giants)

Most Gross Yards Gained Passing by Opponents

- 405 (01/06/1990 vs. Buffalo Bills)
386 (01/08/1983 at Los Angeles Raiders)

Fewest Gross Yards Gained Passing by Opponents

- 48 (12/17/1950 vs. New York Giants)
68 (12/28/1952 vs. Detroit Lions)

Most Passes Attempted

- 64 (01/03/1987 vs. New York Jets)
44 (01/14/1990 at Denver Broncos)

Fewest Passes Attempted

- 9 (12/17/1950 vs. New York Giants)
12 (12/26/1954 vs. Detroit Lions)

Most Passes Attempted by Opponents

- 54 (01/06/1990 vs. Buffalo Bills)
51 (01/01/1995 vs. New England Patriots)

Most Passes Completed

- 33 (01/03/1987 vs. New York Jets)
26 (01/17/1988 at Denver Broncos)

Fewest Passes Completed

- 3 (12/27/1953 at Detroit Lions)
3 (12/17/1950 vs. New York Giants)

Most Passes Completed by Opponents

- 28 (01/06/1990 vs. Buffalo Bills)
25 (01/04/1986 at Miami Dolphins)
24 (01/08/1983 at Los Angeles Raiders)

Fewest Passes Completed by Opponents

- 3 (12/17/1950 vs. New York Giants)
6 (12/24/1972 at Miami Dolphins)

Lowest Completion Percentage

- 18.75 (12/27/1953 at Detroit Lions)
32.50 (01/04/1981 vs. Oakland Raiders)

INTERCEPTIONS**Most Interceptions**

- 7 (12/26/1955 at Los Angeles Rams)
6 (12/26/1954 vs. Detroit Lions)

Most Interceptions by Opponents

- 6 (12/24/1972 at Miami Dolphins)
5 (12/29/1957 at Detroit Lions)

RECORDS

Team Playoff Records

Most Interception Return Yards

- 123 (12/28/1969 at Dallas Cowboys)
- 122 (12/26/1954 vs. Detroit Lions)

Most Interception Return Yards by Opponents

- 88 (12/24/1972 at Miami Dolphins)
- 79 (12/26/1971 vs. Baltimore Colts)

Most Touchdowns by Interceptions

- 1 5 times; (most recent 01/09/1988 vs. Indianapolis Colts)

Most Touchdowns by Interceptions by Opponents

- 1 3 times; (most recent 01/07/1995 at Pittsburgh Steelers)

PUNTING

Most Punts

- 9 (12/17/1950 vs. New York Giants)

Fewest Punts

- 1 (01/09/1988 vs. Indianapolis Colts)
- 1 (12/28/1969 at Dallas Cowboys)

Most Punts by Opponents

- 14 (01/03/1987 vs. New York Jets)
- 9 (01/04/1981 vs. Oakland Raiders)
- 9 (12/17/1950 vs. New York Giants)

Fewest Punts by Opponents

- 2 (12/29/1968 vs. Baltimore Colts)
- 2 (12/24/1967 at Dallas Cowboys)

Most Punts, Both Teams

- 22 (01/03/1987 vs. New York Jets)
- 18 (12/17/1950 vs. New York Giants)

Fewest Punts, Both Teams

- 5 (01/17/1988 at Denver Broncos)
- 5 (01/09/1988 vs. Indianapolis Colts)

Highest Gross Punting Average

- 48.50 (01/08/1983 at Los Angeles Raiders)
- 48.00 (01/17/1988 at Denver Broncos)

Highest Gross Punting Average by Opponents

- 50.75 (12/24/1950 vs. Los Angeles Rams)
- 49.25 (12/27/1953 at Detroit Lions)

PUNT RETURNS

Most Punt Returns

- 7 (01/03/1987 vs. New York Jets)
- 7 (01/04/1981 vs. Oakland Raiders)

Most Punt Returns by Opponents

- 5 (01/08/1983 at Los Angeles Raiders)
- 5 (12/21/1958 at New York Giants)
- 5 (12/17/1950 vs. New York Giants)

Most Punt Return Yardage

- 81 (01/04/1981 vs. Oakland Raiders)
- 74 (12/26/1971 vs. Baltimore Colts)

Most Punt Return Yardage by Opponents

- 155 (12/24/1967 at Dallas Cowboys)
- 45 (01/08/1983 at Los Angeles Raiders)

Lowest Punt Return Average Allowed

- 10.00 (01/02/1966 at Green Bay Packers)
- 1.00 (12/24/1972 at Miami Dolphins)

KICKOFF RETURNS

Most Kickoff Returns

- 8 (12/29/1957 at Detroit Lions)

Most Kickoff Returns by Opponents

- 7 (01/09/1988 vs. Indianapolis Colts)
- 7 (12/26/1955 at Los Angeles Rams)

Most Kickoff Return Yardage

- 183 (12/29/1957 at Detroit Lions)
- 180 (01/06/1990 vs. Buffalo Bills)

Most Kickoff Return Yardage by Opponents

- 215 (12/26/1955 at Los Angeles Rams)
- 126 (12/24/1950 vs. Los Angeles Rams)

Lowest Punt Return Average Allowed

- 4.00 (12/24/1967 at Dallas Cowboys)
- 6.60 (01/11/1987 vs. Denver Broncos)
- 9.67 (12/27/1964 vs. Baltimore Colts)

Most Kickoff Return Touchdowns

- 1 (01/06/1990 vs. Buffalo Bills)

PENALTIES

Most Penalties

- 9 (12/24/1988 vs. Houston Oilers)

- 9 (01/11/1987 vs. Denver Broncos)
- 9 (12/17/1950 vs. New York Giants)

Most Penalty Yards

- 76 (01/11/1987 vs. Denver Broncos)
- 75 (12/24/1988 vs. Houston Oilers)

Fewest Penalties

- 0 (12/27/1953 at Detroit Lions)
- 0 (12/23/1951 at Los Angeles Rams)

Most Penalties by Opponents

- 13 (12/24/1988 vs. Houston Oilers)
- 10 (01/03/1987 vs. New York Jets)

Most Penalty Yards by Opponents

- 118 (12/24/1988 vs. Houston Oilers)
- 94 (01/03/1987 vs. New York Jets)

Fewest Penalties by Opponents

- 0 (12/27/1953 at Detroit Lions)
- 0 (12/23/1951 at Los Angeles Rams)

Most Penalties, Both Teams

- 22 (12/24/1988 vs. Houston Oilers)
- 15 (01/11/1987 vs. Denver Broncos)

Most Penalty Yards, Both Teams

- 193 (12/24/1988 vs. Houston Oilers)
- 134 (01/03/1987 vs. New York Jets)

FUMBLES**Most Fumbles**

- 6 (01/04/1981 vs. Oakland Raiders)
- 6 (12/26/1971 vs. Baltimore Colts)

Most Fumbles by Opponents

- 6 (12/21/1958 at New York Giants)

Most Fumbles, Both Teams

- 8 (01/04/1981 vs. Oakland Raiders)
- 8 (12/26/1971 vs. Baltimore Colts)

Most Fumbles Lost

- 3 (01/17/1988 at Denver Broncos)
- 3 (12/24/1950 vs. Los Angeles Rams)

Most Opponents Fumbles Recovered

- 3 (12/26/1954 vs. Detroit Lions)

QUARTERBACK SACKS**Most Times Browns Sacked Opponent Quarterback**

- 10 (01/03/1987 vs. New York Jets)

Most Times Browns Quarterbacks Sacked

- 6 (01/08/1983 at Los Angeles Raiders)

Most Yards Opponents Lost Attempting to Pass

- 54 (01/03/1987 vs. New York Jets)

Most Yards Browns Lost Attempt to Pass

- 53 (01/08/1983 at Los Angeles Raiders)

Most Times Sacked, Both Teams

- 14 (01/03/1987 vs. New York Jets)

Fewest Times Sacked, Both Teams

- 1 (12/24/1988 vs. Houston Oilers)
- 1 (01/04/1986 at Miami Dolphins)

TURNOVERS**Most Turnovers Committed (Giveaways)**

- 6 (12/29/1957 at Detroit Lions)
- 5 (12/24/1972 at Miami Dolphins)
- 5 (12/26/1971 vs. Baltimore Colts)

Most Turnovers, Opponents (Takeaways)

- 9 (12/26/1954 vs. Detroit Lions)
- 8 (12/26/1955 at Los Angeles Rams)

Most Turnovers, Both Teams

- 13 (12/26/1954 vs. Detroit Lions)
- 11 (12/26/1955 at Los Angeles Rams)

RECORDS

Individual Career Playoff Records

SCORING

Most Points

- 63 Lou Groza (1950-59, 1961-67); 12 FG, 27 PAT
- 46 Matt Bahr (1981-89); 8 FG, 22 PAT
- 36 Earnest Byner (1984-88, 1994-95); 6 TD
- 36 Gary Collins (1962-71); 6 TD

Most Total TDs

- 6 Gary Collins (1962-71); 1 Rush, 5 Recv
- 6 Earnest Byner (1984-88, 1994-95); 4 Rush, 2 Recv
- 5 Webster Slaughter (1986-91); 5 Recv
- 5 Otto Graham (1950-55); 5 Rush

Most Return TDs

- 1 Don Paul (1954-58)
- 1 Dale Lindsey (1965-72)
- 1 Fred Summers (1969-71)
- 1 Ron Bolton (1976-82)
- 1 Eric Metcalf (1989-94)
- 1 Frank Minnifield (1984-92)

Most Extra Points

- 27 Lou Groza (1950-59, 1961-67)
- 22 Matt Bahr (1981-89)
- 12 Don Cockroft (1968-80)

Most Field Goals

- 12 Lou Groza (1950-59, 1961-67)
- 8 Matt Bahr (1981-89)
- 5 Mark Moseley (1986)
- 5 Don Cockroft (1968-80)

Highest Field Goal Percentage

- 80.00 Matt Bahr (1981-89); 10-8
- 63.16 Lou Groza (1950-59, 1961-67); 19-12
- 62.50 Mark Moseley (1986); 8-5

Most Safeties

- 1 D.D. Hoggard (1985-87)
- 1 Bill Willis (1950-53)

RUSHING

Most Rushing Attempts

- 107 Kevin Mack (1985-93)
- 100 Leroy Kelly (1964-73)
- 82 Earnest Byner (1984-88, 1994-95)

Most Rushing Yards

- 480 Earnest Byner (1984-88, 1994-95)

424 Kevin Mack (1985-93)

417 Leroy Kelly (1964-73)

Most Rushing TDs

- 5 Otto Graham (1950-55)
- 4 Earnest Byner (1984-88, 1994-95)
- 2 Harry Jagade (1951-53)
- 2 Leroy Kelly (1964-73)
- 2 Bo Scott (1969-74)

Best Rushing Average

- 11.50 Calvin Hill (1978-81); 2-23
- 9.83 Milt Plum (1957-61); 6-59
- 8.80 Chet Hanulak (1954, 1957); 5-44

PASSING

Most Pass Attempts

- 260 Bernie Kosar (1985-93)
- 168 Otto Graham (1950-55)
- 132 Bill Nelsen (1968-72)

Most Pass Completions

- 146 Bernie Kosar (1985-93)
- 89 Otto Graham (1950-55)
- 68 Bill Nelsen (1968-72)

Highest Completion Percentage

- 100.00 George Ratterman (1952-56); 1-1
- 100.00 Jerry Rhome (1969); 2-2
- 68.00 Mike Pagel (1986-90); 25-17

Most Passing Yards

- 1,860 Bernie Kosar (1985-93)
- 1,204 Otto Graham (1950-55)
- 839 Bill Nelsen (1968-72)

Most Passing TDs

- 15 Bernie Kosar (1985-93)
- 10 Otto Graham (1950-55)
- 6 Frank Ryan (1962-68)

Highest Quarterback Rating

- 118.75 George Ratterman (1952-56)
- 118.75 Jerry Rhome (1969)
- 98.58 Mike Pagel (1986-90)

Most Passes Intercepted

- 13 Otto Graham (1950-55)
- 10 Bernie Kosar (1985-93)
- 8 Bill Nelsen (1968-72)

Individual Career Playoff Records

Fewest Passes Intercepted
(minimum 35 attempts)

- 0 Paul McDonald (1980-85)
- 2 Vinny Testaverde (1993-95)
- 3 Brian Sipe (1973-83)

RECEIVING**Most Receptions**

- 27 Ozzie Newsome (1978-90)
- 26 Reggie Langhorne (1985-91)
- 26 Dante Lavelli (1950-56)

Most Receiving Yards

- 404 Paul Warfield (1964-69, 1976-77)
- 375 Dante Lavelli (1950-56)
- 373 Ozzie Newsome (1978-90)

Highest Receiving Average

- 31.00 Ricky Feacher (1976-84); 4-124
- 23.00 Fair Hooker (1969-74); 4-92
- 21.00 Dave Logan (1976-83); 3-63

Most Receiving TDs

- 5 Gary Collins (1962-71)
- 5 Webster Slaughter (1986-91)
- 4 Brian Brennan (1984-91)

INTERCEPTIONS**Most Passes Intercepted**

- 4 Ken Konz (1953-59)
- 4 Felix Wright (1985-90)
- 4 Warren Lahr (1950-59)
- 4 Ken Gorgal (1950, 1953-54)

Most Interception Return Yards

- 97 Don Paul (1954-58)
- 88 Walt Sumner (1969-74)
- 48 Frank Minnifield (1984-92)

Highest Average Gain on Interceptions
(minimum 2 int.)

- 48.50 Don Paul (1954-58); 2-97
- 21.00 Ron Bolton (1976-82); 2-42
- 15.00 Len Ford (1950-57); 3-45

Most TDs on Interceptions

- 1 Ron Bolton (1976-82)
- 1 Frank Minnifield (1984-92)
- 1 Walt Sumner (1969-74)
- 1 Dale Lindsey (1965-72)
- 1 Don Paul (1954-58)

PUNTING**Most Punts**

- 33 Horace Gillom (1950-56)
- 27 Don Cockroft (1968-80)
- 20 Jeff Gossett (1983, 1985-87)

Most Punt Yards

- 1,346 Horace Gillom (1950-56)
- 965 Don Cockroft (1968-80)
- 792 Jeff Gossett (1983, 1985-87)

Best Gross Punting Average

- 48.50 Steve Cox (1981-84); 6-291
- 44.33 Lee Johnson (1987-88); 3-133
- 42.50 Gary Collins (1962-71); 14-595

Most Punts Inside 20 Yard Line

- 6 Jeff Gossett (1983, 1985-87)
- 3 Max Runager (1988)
- 2 Tom Tupa (1993-95)

PUNT RETURNS**Most Punt Returns**

- 20 Gerald McNeil (1986-89)
- 8 Leroy Kelly (1964-73)
- 7 Ken Konz (1953-59)
- 7 Billy Reynolds (1953-54, 1957)

Most Punt Return Yards

- 192 Gerald McNeil (1986-89)
- 110 Leroy Kelly (1964-73)
- 97 Billy Reynolds (1953-54, 1957)

Highest Punt Return Average

- 38.00 Thom Darden (1972-74, 1976-81); 1-38
- 13.86 Billy Reynolds (1953-54, 1957); 7-97
- 13.75 Leroy Kelly (1964-73); 8-110

KICKOFF RETURNS**Most Kickoff Returns**

- 16 Eric Metcalf (1989-94)
- 14 Gerald McNeil (1986-89)
- 11 Ben Davis (1967-68, 1970-73)

Most Kickoff Return Yards

- 392 Eric Metcalf (1989-94)
- 246 Gerald McNeil (1986-89)
- 208 Ken Carpenter (1950-53)

RECORDS

Individual Career Playoff Records

Highest Kickoff Return Average

- 32.00 Randy Baldwin (1991-94); 1-32
- 32.00 Leroy Kelly (1964-73); 2-64
- 29.00 Walter Roberts (1964-66); 4-116

COMBINED NET YARDS

Combined Net Yards, Most Attempts

- 128 Leroy Kelly (1964-73); 100 R, 18 P, 8 KR, 2 PR
- 126 Kevin Mack (1985-93); 107 R, 19 P
- 104 Earnest Byner (1984-88, 1994-95); 82 R, 22 P

Combined Net Yards, Most Yards

- 781 Leroy Kelly (1964-73); 417 R, 190 P, 64 KR, 110 PR
- 705 Earnest Byner (1984-88, 1994-95); 480 R, 225 P
- 573 Kevin Mack (1985-93); 424 R, 149 P

Combined Net Yards, High Average

- 38.00 Thom Darden (1972-74, 1976-81); 1-38

32.00 Randy Baldwin (1991-94); 1-32

31.00 Ricky Feacher (1976-84); 4-124

SCRIMMAGE YARDS

Scrimmage Yards, Most Attempts

- 126 Kevin Mack (1985-93); 107 R, 19 P
- 118 Leroy Kelly (1964-73); 100 R, 18 P
- 104 Earnest Byner (1984-88, 1994-95); 82 R, 22 P

Scrimmage Yards, Most Yards

- 705 Earnest Byner (1984-88, 1994-95); 480 R, 225 P
- 607 Leroy Kelly (1964-73); 417 R, 190 P
- 573 Kevin Mack (1985-93); 424 R, 149 P

Scrimmage Yards, High Average

- 31.00 Ricky Feacher (1976-84); 4-124
- 23.00 Fair Hooker (1969-74); 4-92
- 21.00 Dave Logan (1976-83); 3-63



Kevin Mack

Individual Single-Game Playoff Records

SCORING

Most Points

- 18 Gary Collins (12/27/1964 vs. Baltimore Colts); 3 TD
- 18 Otto Graham (12/26/1954 vs. Detroit Lions); 3 TD

Most Total TDs

- 3 Gary Collins (12/27/1964 vs. Baltimore Colts); 3 Recv
- 3 Otto Graham (12/26/1954 vs. Detroit Lions); 3 Rush

Most Return TDs

- 1 Eric Metcalf (01/06/1990 vs. Buffalo Bills)
- 1 Frank Minnifield (01/09/1988 vs. Indianapolis Colts)
- 1 Ron Bolton (01/04/1981 vs. Oakland Raiders)
- 1 Fred Summers (12/28/1969 at Dallas Cowboys)
- 1 Dale Lindsey (12/21/1968 vs. Dallas Cowboys)
- 1 Don Paul (12/26/1955 at Los Angeles Rams)

Most Extra Points

- 8 Lou Groza (12/26/1954 vs. Detroit Lions)
- 5 Matt Bahr (01/09/1988 vs. Indianapolis Colts)
- 5 Don Cockroft (12/28/1969 at Dallas Cowboys)
- 5 Lou Groza (12/26/1955 at Los Angeles Rams)

Most Field Goals

- 3 Matt Bahr (12/24/1988 vs. Houston Oilers)
- 3 Mark Moseley (01/03/1987 vs. New York Jets)
- 3 Lou Groza (12/27/1953 at Detroit Lions)

Most Safeties

- 1 D.D. Hoggard (01/17/1988 at Denver Broncos)
- 1 Bill Willis (12/17/1950 vs. New York Giants)

RUSHING

Most Rushing Attempts

- 27 Jim Brown (12/27/1964 vs. Baltimore Colts)

- 26 Kevin Mack (01/11/1987 vs. Denver Broncos)

Most Rushing Yards

- 161 Earnest Byner (01/04/1986 at Miami Dolphins)
- 122 Earnest Byner (01/09/1988 vs. Indianapolis Colts)

Most Rushing TDs

- 3 Otto Graham (12/26/1954 vs. Detroit Lions)
- 2 Earnest Byner (01/04/1986 at Miami Dolphins)
- 2 Bo Scott (12/28/1969 at Dallas Cowboys)
- 2 Otto Graham (12/26/1955 at Los Angeles Rams)

Best Rushing Average (minimum 11 attempts)

- 10.06 Earnest Byner (01/04/1986 at Miami Dolphins); 16-161
- 8.25 Otto Graham (12/24/1950 vs. Los Angeles Rams); 12-99
- 6.93 Harry Jagade (12/28/1952 vs. Detroit Lions); 15-104

PASSING

Most Pass Attempts

- 64 Bernie Kosar (01/03/1987 vs. New York Jets)
- 44 Bernie Kosar (01/14/1990 at Denver Broncos)

Most Pass Completions

- 33 Bernie Kosar (01/03/1987 vs. New York Jets)
- 26 Bernie Kosar (01/17/1988 at Denver Broncos)

Highest Completion Percentage (minimum 15 attempts)

- 68.97 Bernie Kosar (01/06/1990 vs. Buffalo Bills); 29-20
- 68.75 Otto Graham (12/24/1950 vs. Los Angeles Rams); 32-22

Most Passing Yards

- 489 Bernie Kosar (01/03/1987 vs. New York Jets)
- 356 Bernie Kosar (01/17/1988 at Denver Broncos)

RECORDS

Individual Single-Game Playoff Records

Most Passing TDs

- 4 Otto Graham (12/24/1950 vs. Los Angeles Rams)

Highest Quarterback Rating (minimum 15 attempts)

- 130.10 Bernie Kosar (01/06/1990 vs. Buffalo Bills)
124.74 Otto Graham (12/24/1950 vs. Los Angeles Rams)
117.13 Frank Ryan (12/27/1964 vs. Baltimore Colts)

Most Passes Intercepted

- 5 Mike Phipps (12/24/1972 at Miami Dolphins)

RECEIVING

Most Receptions

- 11 Dante Lavelli (12/24/1950 vs. Los Angeles Rams)
8 Paul Warfield (12/28/1969 at Dallas Cowboys)

Most Receiving Yards

- 130 Gary Collins (12/27/1964 vs. Baltimore Colts)
128 Dante Lavelli (12/24/1950 vs. Los Angeles Rams)

Highest Receiving Average (minimum 3 receptions)

- 38.00 Webster Slaughter (01/06/1990 vs. Buffalo Bills); 3-114
33.00 Paul Warfield (12/24/1967 at Dallas Cowboys); 3-99

Most Receiving TDs

- 3 Gary Collins (12/27/1964 vs. Baltimore Colts)

INTERCEPTIONS

Most Passes Intercepted

- 2 7 times; most recent Felix Wright (12/24/1988 vs. Houston Oilers)

Most Interception Return Yards

- 88 Walt Sumner (12/28/1969 at Dallas Cowboys)
65 Don Paul (12/26/1955 at Los Angeles Rams)

Highest Average Gain on Interceptions (minimum 2 int.)

- 22.50 Len Ford (12/26/1954 vs. Detroit Lions); 2-45
21.00 Ron Bolton (01/04/1981 vs. Oakland Raiders); 2-42

Most TDs on Interceptions

- 1 5 times; (most recent Frank Minnifield 01/09/1988 vs. Indianapolis Colts)

PUNTING

Most Punts

- 9 Horace Gillom (12/17/1950 vs. New York Giants)

Most Punt Yards

- 363 Horace Gillom (12/17/1950 vs. New York Giants)
338 Bryan Wagner (01/14/1990 at Denver Broncos)

Best Gross Punting Average (minimum 2 punts)

- 48.50 Steve Cox (01/08/1983 at Los Angeles Raiders); 6-291
48.00 Lee Johnson (01/17/1988 at Denver Broncos); 2-96

PUNT RETURNS

Most Punt Returns

- 7 Gerald McNeil (01/03/1987 vs. New York Jets)
5 Dino Hall (01/04/1981 vs. Oakland Raiders)

Most Punt Return Yards

- 71 Leroy Kelly (12/26/1971 vs. Baltimore Colts)
65 Gerald McNeil (01/03/1987 vs. New York Jets)

Highest Punt Return Average (minimum 3 returns)

- 23.67 Leroy Kelly (12/26/1971 vs. Baltimore Colts); 3-71
18.00 Billy Reynolds (12/27/1953 at Detroit Lions); 3-54

KICKOFF RETURNS

Most Kickoff Returns

- 6 Eric Metcalf (01/14/1990 at Denver Broncos)

Individual Single-Game Playoff Records

- 5 Gerald McNeil (01/17/1988 at Denver Broncos)
- 5 Ken Carpenter (12/23/1951 at Los Angeles Rams)

Most Kickoff Return Yards

- 159 Eric Metcalf (01/06/1990 vs. Buffalo Bills)
- 132 Ken Carpenter (12/23/1951 at Los Angeles Rams)

**Highest Kickoff Return Average
(minimum 3 returns)**

- 39.75 Eric Metcalf (01/06/1990 vs. Buffalo Bills); 4-159
- 31.67 Walter Roberts (01/02/1966 at Green Bay Packers); 3-95

COMBINED NET YARDS**Combined Net Yards, Most Attempts**

- 30 Jim Brown (12/27/1964 vs. Baltimore Colts); 27 R, 3 P
- 28 Kevin Mack (01/11/1987 vs. Denver Broncos); 26 R, 2 P

Combined Net Yards, Most Yards

- 195 Ken Carpenter (12/23/1951 at Los Angeles Rams); 14 R, 49 P, 132 KR
- 187 Earnest Byner (01/17/1988 at Denver Broncos); 67 R, 120 P

**Combined Net Yards, High Average
(minimum 12 attempts)**

- 16.25 Ken Carpenter (12/23/1951 at Los Angeles Rams); 12-195
- 9.30 Earnest Byner (01/04/1986 at Miami Dolphins); 20-186

SCRIMMAGE YARDS**Scrimmage Yards, Most Attempts**

- 30 Jim Brown (12/27/1964 vs. Baltimore Colts); 27 R, 3 P
- 28 Kevin Mack (01/11/1987 vs. Denver Broncos); 26 R, 2 P

Scrimmage Yards, Most Yards

- 187 Earnest Byner (01/17/1988 at Denver Broncos); 67 R, 120 P
- 186 Earnest Byner (01/04/1986 at Miami Dolphins); 161 R, 25 P

**Scrimmage Yards, High Average
(minimum 12 attempts)**

- 9.30 Earnest Byner (01/04/1986 at Miami Dolphins); 20-186
- 8.50 Earnest Byner (01/17/1988 at Denver Broncos); 22-187



Gerald McNeil

RECORDS

Rookie Records

SCORING

Most Points - Season

66 Jerry Kauric (1990); 14 FG, 24 PAT

Most Points - Game

24 Jim Brown (11/24/1957 vs. Los Angeles Rams); 4 TD

Most Total TDs - Season

10 Eric Metcalf (1989); 6 Rush, 4 Recv
10 Kevin Mack (1985); 7 Rush, 3 Recv
10 Jim Brown (1957); 9 Rush, 1 Recv

Most Total TDs - Game

4 Jim Brown (11/24/1957 vs. Los Angeles Rams); 4 Rush

Most Return TDs - Season

2 Bobby Franklin (1960)
2 Bobby Mitchell (1958)

Most Return TDs - Game

2 Bobby Franklin (12/11/1960 vs. Chicago Bears)
2 Bobby Mitchell (11/23/1958 vs. Philadelphia Eagles)

Most Extra Points - Season

29 Jeff Jaeger (1987)

Most Extra Points - Game

5 Jeff Jaeger (11/08/1987 vs. Atlanta Falcons)

Most Field Goals - Season

14 Jerry Kauric (1990)

Most Field Goals - Game

3 Jeff Jaeger (10/26/1987 vs. Los Angeles Rams)

Highest Field Goal Pct (minimum 14 attempts)

70.00 Jerry Kauric (1990); 20-14

Most Safeties - Season

1 James Jones (1991)
1 Doug Dieken (1971)
1 Junior Wren (1956)
1 John Kissell (1950)

RUSHING

Most Rushing Attempts - Season

222 Kevin Mack (1985)

Most Rushing Attempts - Game

31 Jim Brown (11/24/1957 vs. Los Angeles Rams)

Most Rushing Yards - Season

1,104 Kevin Mack (1985)

Most Rushing Yards - Game

237 Jim Brown (11/24/1957 vs. Los Angeles Rams)

Most Rushing TDs - Season

9 Jim Brown (1957)

Most Rushing TDs - Game

4 Jim Brown (11/24/1957 vs. Los Angeles Rams)

Best Rushing Average (minimum 150 attempts)

4.97 Kevin Mack (1985); 222-1,104

Best Rushing Average (minimum 11 attempts)

13.36 Bobby Mitchell (10/12/1958 vs. Chicago Cardinals); 11-147

PASSING

Most Pass Attempts - Season

399 Tim Couch (1999)

Most Pass Attempts - Game

54 Eric Zeier (11/05/1995 vs. Houston Oilers)

Most Pass Completions - Season

223 Tim Couch (1999)

Most Pass Completions - Game

29 Tim Couch (11/21/1999 vs. Carolina Panthers)

Highest Completion Pct (minimum 150 attempts)

55.89 Tim Couch (1999); 399-223

Highest Completion Pct (minimum 15 attempts)

78.26 Tim Couch (10/17/1999 vs. Jacksonville Jaguars); 23-18

Most Passing Yards - Season

2,447 Tim Couch (1999)

Most Passing Yards - Game

310 Eric Zeier (10/29/1995 at Cincinnati Bengals)

Most Passing TDs - Season

15 Tim Couch (1999)

Most Passing TDs - Game

- 3 Tim Couch (10/31/1999 at New Orleans Saints)
- 3 Bernie Kosar (12/15/1985 vs. Houston Oilers)

Highest Quarterback Rating – Season (minimum, 150 attempts)

73.2 Tim Couch (1999)

Highest Quarterback Rating – Game (minimum 15 attempts)

132.2 Tim Couch (10/31/1999 at New Orleans Saints)

Most Passes Intercepted - Season

13 Tim Couch (1999)

Most Passes Intercepted - Game

- 4 Eric Zeier (12/09/1995 at Minnesota Vikings)
- 4 Terry Luck (12/18/1977 at Seattle Seahawks)

Fewest Passes Intercepted – Season (minimum 150 attempts)

7 Bernie Kosar (1985)

Lowest Interception Percentage – Season (minimum 150 Attempts)

2.82 Bernie Kosar (1985); 248-124

RECEIVING

Most Receptions - Season

66 Kevin Johnson (1999)

Most Receptions - Game

10 Darrin Chiaverini (12/19/1999 vs. Jacksonville Jaguars)

Most Receiving Yards - Season

986 Kevin Johnson (1999)

Most Receiving Yards - Game

171 Derrick Alexander (12/04/1994 vs. New York Giants)

Highest Receiving Average (minimum 20 receptions)

17.69 Paul Warfield (1964); 52-920

Highest Receiving Average (minimum 3 receptions)

31.00 Ozzie Newsome (11/05/1978 at Houston Oilers); 4-124

Most Receiving TDs - Season

9 Paul Warfield (1964)

Most Receiving TDs - Game

- 2 Kevin Johnson (10/31/1999 vs. New Orleans Saints)
- 2 Brian Brennan (11/25/1984 vs. Houston Oilers)
- 2 Harry Holt (12/18/1983 vs. Pittsburgh Steelers)
- 2 Paul Warfield (11/22/1964 at Green Bay Packers)

INTERCEPTIONS

Most Passes Intercepted - Season

8 Bobby Franklin (1960)

Most Passes Intercepted - Game

3 Bobby Franklin (12/11/1960 vs. Chicago Bears)

Most Interception Return Yards - Season

131 Bobby Franklin (1960)

Most Interception Return Yards - Game

95 Bobby Franklin (12/11/1960 vs. Chicago Bears)

Highest Average Gain on Interceptions (minimum 3 interceptions)

34.67 Brian Washington (1988); 3-104

Highest Average Gain on Interceptions (minimum 2 int.)

31.67 Bobby Franklin (12/11/1960 vs. Chicago Bears); 3-95

Most TDs on Interceptions - Season

2 Bobby Franklin (1960)

RECORDS

Rookie Records

Most TDs on Interceptions - Game

- 2 Bobby Franklin (12/11/1960 vs. Chicago Bears)

PUNTING

Most Punts - Season

- 79 Johnny Evans (1978)
- 68 Steve Cox (1981)

Most Punts - Game

- 10 Johnny Evans (11/05/1978 at Houston Oilers)

Most Punt Yards - Season

- 3,089 Johnny Evans (1978)

Most Punt Yards - Game

- 407 Johnny Evans (11/05/1978 at Houston Oilers)

Best Gross Punting Average

(minimum 35 attempts)

- 480 Gary Collins (1962); 45-1,926

Best Gross Punting Average - Game

- 58.00 Johnny Evans (12/03/1978 at Seattle Seahawks); 1-58

Most Punts Inside 20 YDL - Season

- 16 Johnny Evans (1978)

PUNT RETURNS

Most Punt Returns - Season

- 37 Keith Wright (1978)

Most Punt Returns - Game

- 7 Chet Hanulak (11/07/1954 vs. Washington Redskins)

Most Punt Return Yards - Season

- 289 Dennis Northcutt (2000)
- 288 Keith Wright (1978)

Most Punt Return Yards - Game

- 71 Ben Davis (11/05/1967 at Pittsburgh Steelers)

Most Punt Return TDs - Season

- 1 Ben Davis (1967)
- 1 Leroy Kelly (1964)
- 1 Bobby Mitchell (1958)

- 1 Don Phelps (1950)

Most Punt Return TDs - Game

- 1 Ben Davis (11/05/1967 at Pittsburgh Steelers)
- 1 Leroy Kelly (10/25/1964 vs. New York Giants)
- 1 Bobby Mitchell (11/23/1958 vs. Philadelphia Eagles)
- 1 Don Phelps (12/10/1950 at Washington Redskins)

Highest Punt Return Average

(minimum 15 returns)

- 172 Ben Davis (1967); 18-229
- 125 Greg Pruitt (1973); 16-180

Highest Punt Return Average (minimum 3 returns)

- 18.33 Ray Renfro (12/07/1952 at Chicago Cardinals); 3-55

KICKOFF RETURNS

Most Kickoff Returns - Season

- 44 Ronnie Powell (1999)

Most Kickoff Returns - Game

- 6 Jamel White (12/10/2000 vs. Philadelphia Eagles)
- 6 Jamel White (11/26/2000 at Baltimore Ravens)
- 6 Earnest Hunter (11/19/1995 vs. Green Bay Packers)

Most Kickoff Return Yards - Season

- 986 Ronnie Powell (1999)

Most Kickoff Return Yards - Game

- 140 Jamel White (12/10/2000 vs. Philadelphia Eagles)
- 127 Earnest Hunter (11/19/1995 vs. Green Bay Packers)
- 127 Bo Scott (11/09/1969 at Minnesota Vikings)

Most Kickoff Return TDs - Season

- 1 Carl Ward (1967)
- 1 Bobby Mitchell (1958)
- 1 Leroy Bolden (1958)

Most Kickoff Return TDs - Game

- 1 Carl Ward (11/26/1967 vs. Washington Redskins)

- 1 Bobby Mitchell (11/23/1958 vs. Philadelphia Eagles)
- 1 Leroy Bolden (10/26/1958 at Chicago Cardinals)

Highest Kickoff Return Average (minimum 12 returns)

28.88 Bo Scott (1969); 25-722

Highest Kickoff Return Average (minimum 3 returns)

400 Ben Davis (12/10/1967 at St. Louis Cardinals); 3-126

COMBINED NET YARDS

Combined Net Yards, Most Attempts - Season

272 Eric Metcalf (1989); 187 R, 54 P, 31 PR

Combined Net Yards, Most Attempts - Game

35 Jim Brown (11/24/1957 vs. Los Angeles Rams); 31 R, 3 P, 1 PR

Combined Net Yards, Most Yards - Season

1,748 Eric Metcalf (1989); 633 R, 397 P, 718 KR

Combined Net Yards, Most Yards - Game

269 Jim Brown (11/24/1957 vs. Los Angeles Rams); 237 R, 21 P, 11 KR

Combined Net Yards, High Average (minimum 100 attempts)

10.90 Greg Pruitt (1973); 102-1,112

Combined Net Yards, High Average (minimum 10 attempts)

15.30 Keith Wright (12/10/1978 vs. New York Jets); 10-153

SCRIMMAGE YARDS

Scrimmage Yards, Most Attempts - Season

251 Kevin Mack (1985); 222 R, 29 P

Scrimmage Yards, Most Attempts - Game

34 Jim Brown (11/24/1957 vs. Los Angeles Rams); 31 R, 3 P

Scrimmage Yards, Most Yards - Season

1,401 Kevin Mack (1985); 1,104 R, 297 P

Scrimmage Yards, Most Yards - Game

258 Jim Brown (11/24/1957 vs. Los Angeles Rams); 237 R, 21 P

Scrimmage Yards, High Average - Season (minimum 100 attempts)

5.58 Kevin Mack (1985); 251-1,401

Scrimmage Yards, High Average - Game (minimum 10 attempts)

13.36 Bobby Mitchell (10/12/1958 vs. Chicago Cardinals); 11-147

QUARTERBACK SACKS

Most Sacks - Season

8 Mack Mitchell (1975)

Most Sacks - Game

- 3 Courtney Brown (09/17/2000 vs. Pittsburgh Steelers)
- 3 Chip Banks (09/12/1982 vs. Seattle Seahawks)



Mack Mitchell

RECORDS

Opponents' Single-Game Records

SCORING

Most Points

- 24 Ray Matthews, Pittsburgh Steelers, 10/17/1954
- 24 Jim Taylor, Green Bay Packers, 10/15/1961
- 24 Donny Anderson, Green Bay Packers, 11/12/1967
- 24 Lorenzo White, Houston Oilers, 12/09/1990

Most Touchdowns

- 4 Ray Matthews, Pittsburgh Steelers, 10/17/1954
- 4 Jim Taylor, Green Bay Packers, 10/15/1961
- 4 Donny Anderson, Green Bay Packers, 11/12/1967
- 4 Lorenzo White, Houston Oilers, 12/09/1990

Most PATs Attempted

- 8 Paul Held, Pittsburgh Steelers, 10/17/1954
- 8 Jim Martin, Detroit Lions, 12/29/1957 (Playoff)
- 8 Paul Hornung, Green Bay Packers, 10/15/1961
- 8 Teddy Garcia, Houston Oilers, 12/09/1990

Most PATs Made

- 8 Jim Martin, Detroit Lions, 12/29/1957 (Playoff)
- 7 Paul Held, Pittsburgh Steelers, 10/17/1954
- 7 Paul Hornung, Green Bay Packers, 10/15/1961
- 7 Don Chandler, Green Bay Packers, 11/12/1967
- 7 Teddy Garcia, Houston Oilers, 12/09/1990

Most Field Goals Attempted

- 6 Roy Gerela, Pittsburgh Steelers, 11/07/1971
- 6 Chester Marcol, Green Bay Packers, 09/17/1972
- 6 Fred Cox, Minnesota Vikings, 11/04/1973
- 6 Skip Butler, Houston Oilers, 10/12/1975

Most Field Goals Made

- 5 Kris Brown, Pittsburgh Steelers, 10/22/2000

Longest Field Goal Made (Yards)

- 56 Jason Hanson, Detroit Lions, 10/08/1995
- 54 Ken Willis, Dallas Cowboys, 09/01/1991

RUSHING

Most Attempts

- 40 Ricky Williams, New Orleans Saints, 10/31/1999
- 36 Eddie George, Tennessee Titans, 11/19/2000
- 34 Eddie George, Tennessee Titans, 12/17/2000
- 34 Gary Brown, Houston Oilers, 11/21/1993

Most Yards Gained

- 200 John Henry Johnson, Pittsburgh Steelers, 10/10/1964
- 197 Wilbert Montgomery, Philadelphia Eagles, 11/4/1979

Highest Average Gain (Yards)

- 11.6 Tim Brown, Philadelphia Eagles, 11/7/1965 (16-186)

Longest Gain (Yards)

- 86t Essex Johnson, Cincinnati Bengals, 12/05/1971
- 79t George Rogers, New Orleans Saints, 10/18/1981
- 75t Barry Sanders, Detroit Lions, 10/08/1995
- 75t Franco Harris, Pittsburgh Steelers, 11/19/1972

Most Touchdowns

- 4 Jim Taylor, Green Bay Packers, 10/15/1961
- 4 Lorenzo White, Houston Oilers, 12/09/1990

PASSING

Most Attempts

- 59 Todd Marinovich, Los Angeles Raiders, 09/20/1992
- 56 Doug Williams, Tampa Bay Buccaneers, 09/28/1980

Opponents' Single-Game Records

Most Completions

- 38 Tommy Kramer, Minnesota Vikings,
12/14/1980
- 33 Eric Hipple, Detroit Lions, 09/28/1986
- 33 John Friesz, San Diego Chargers,
10/20/1991 (OT)
- 33 Todd Marinovich, Los Angeles Raiders,
09/20/1992

Most Yards

- 456 Tommy Kramer, Minnesota Vikings,
12/14/1980
- 418 Sonny Jurgenson, Washington Redskins,
11/26/1967

Highest Completion Percentage

- 88.2 Bart Starr, Green Bay Packers,
10/15/1961 (15-17)

Longest Completion (Yards)

- 99t George Izo, Washington Redskins (to
Bobby Mitchell), 09/15/1963
- 99t Bart Starr, Green Bay Packers (to Tom
Moore), 01/05/1964 (Playoff)
- 92t Milt Plum, Detroit Lions (to Dan Lewis),
11/15/1964

Most TD Passes

- 6 Charley Johnson, St. Louis Cardinals,
09/26/1965

Most Interceptions

- 6 Bobby Layne, Detroit Lions, 12/26/1954
(Playoff)
- 6 Norm Van Brocklin, Los Angeles Rams,
12/26/1955 (Playoff)
- 5 Zeke Bratkowski, Chicago Bears,
12/11/1960
- 5 Mark Malone, Pittsburgh Steelers,
09/20/1987

Most Attempts, Without an Interception

- 49 Tommy Kramer, Minnesota Vikings,
12/14/1980

RECEPTIONS

Most Receptions

- 14 Marvin Harrison, Indianapolis Colts,
12/26/1999 (138 yards)

- 12 James Jones, Detroit Lions, 09/28/1986
(85 yards)

Most Yards

- 235 Buddy Dial, Pittsburgh Steelers,
10/22/1961
- 214 Terry Glenn, New England Patriots,
10/03/1999

Average Gain (Yards)

- 48.0 John Gilliam, St. Louis Cardinals,
10/26/1969 (4 catches for 192 yards)

Longest Gain (Yards)

- 99t Bobby Mitchell, Washington Redskins
(from George Izo), 09/15/1963
- 99t Tom Moore, Green Bay Packers (from Bart
Starr), 01/05/1964 (Playoff)

Touchdowns

- 3 By 11 players; most recent Jerry Rice, at
San Francisco 49ers, 11/29/1987

INTERCEPTIONS

Most Interceptions

- 3 By 11 players; Most recent Darren Perry,
Pittsburgh Steelers, 09/11/1988

Interception Yardage

- 125 Ken Easley, Seattle Seahawks,
12/20/1981 (2 returns)
- 115 Larry Wilson, St. Louis Cardinals,
12/19/1965 (3 returns)

Average Gain (minimum 2 int.)

- 62.5 Ken Easley, Seattle Seahawks,
12/20/1981 (2 returns)

Longest Interception Return

- 96t Larry Wilson, St. Louis Cardinals,
12/19/1965
- 93t Randy Gradishar, Denver Broncos,
10/05/1980
- 85 Ray Clayborn, New England Patriots,
10/07/1984
- 82t Ken Easley, Seattle Seahawks,
12/20/1981
- 81t LeRoy Irvin, Los Angeles Rams,
09/09/1984

RECORDS

Opponents' Single-Game Records

81t Russ Craft, Pittsburgh Steelers,
10/17/1954

Touchdowns

1 52 times; most recent Billy Jenkins,
Denver Broncos, 10/15/2000 (36 yards)

PUNTING

Most Punts

14 Dave Jennings, New York Jets,
01/03/1987 (Playoff, 2 OT)
11 Charley Conerly, New York Giants,
11/18/1951
11 Ray Guy, Oakland Raiders, 11/18/1973
11 Kelly Goodburn, Kansas City Chiefs,
11/19/1989
11 Bucky Scribner, Minnesota Vikings,
12/17/1989

Most Yards

530 Dave Jennings, New York Jets,
01/03/1987 (Playoff, 2 OT)
491 Ray Guy, Oakland Raiders, 11/18/1973

Highest Average (4 min.)

57.5 Bobby Joe Green, Pittsburgh Steelers,
11/20/1960 (4 for 230 yards)

Longest (Yards)

78 Ed Brown, Pittsburgh Steelers,
10/28/1962
75 Verl Lillywhite, San Francisco 49ers,
09/30/1951
75 Bobby Joe Green, Pittsburgh Steelers,
11/20/1960

PUNT RETURNS

Most Returns

9 Andre Hastings, Pittsburgh Steelers,
11/13/1995
8 Ron Fellows, Dallas Cowboys,
11/25/1982
8 Fulton Walker, Los Angeles Raiders,
11/16/1986

Most Yards

141 Bob Hayes, Dallas Cowboys, 12/24/1967
131 Andre Hastings, Pittsburgh Steelers,
11/13/1995

Highest Average (minimum 3 returns)

47.0 Bob Hayes, Dallas Cowboys, 12/24/1967
(3 returns) (Playoff)
36.7 Billy Johnson, Houston Oilers,
10/16/1977 (3 returns)

Longest Punt Return

91t Keith Moody, Buffalo Bills, 10/23/1977
87t Billy Johnson, Houston Oilers, 10/16/1977

Touchdowns

2 Rick Upchurch, Denver Broncos,
9/26/1976

KICKOFF RETURNS

Most Returns

6 Rick Upchurch, Denver Broncos,
10/19/1975
6 Clarence Childs, New York Giants,
12/04/1966

Most Yards

197 Rick Upchurch, Denver Broncos,
10/19/1975

Highest Average (minimum 2 returns)

86.0 Travis Williams, Green Bay Packers,
11/12/1967 (2 returns)

Longest Return

105t Tim Brown, Philadelphia Eagles,
9/17/1961
97t Willie Shelby, Cincinnati Bengals,
10/03/1976

Touchdowns

2 Travis Williams, Green Bay Packers,
11/12/1967

RECORDS

Seasonal Leaders

Year	Player	SCORING				Total
		TD	PAT	FG	2-PT	
1950	LOU GROZA	1	28-28	12-15	0	70
1951	LOU GROZA	0	43-43	10-23	0	73
1952	LOU GROZA	0	32-32	19-33	0	89
1953	LOU GROZA	0	39-40	23-26	0	108
1954	LOU GROZA	0	37-38	16-24	0	85
1955	LOU GROZA	0	44-45	11-22	0	77
1956	LOU GROZA	0	18-18	11-20	0	51
1957	LOU GROZA	0	32-32	15-22	0	77
1958	JIM BROWN	18	0-0	0-0	0	108
1959	JIM BROWN	14	0-0	0-0	0	84
1960	SAM BAKER	0	44-46	12-20	0	80
1961	LOU GROZA	0	37-38	16-23	0	85
1962	JIM BROWN	18	0-0	0-0	0	108
1963	JIM BROWN	15	0-0	0-0	0	90
1964	LOU GROZA	0	49-50	22-33	0	115
1965	JIM BROWN	21	0-0	0-0	0	126
1966	LEROY KELLY	16	0-0	0-0	0	96
1967	LEROY KELLY	13	0-0	0-0	0	78
1968	LEROY KELLY	20	0-0	0-0	0	120
1969	DON COCKROFT	0	45-45	12-23	0	81
1970	DON COCKROFT	0	34-35	12-22	0	70
1971	DON COCKROFT	0	34-34	15-28	0	79
1972	DON COCKROFT	0	28-29	22-27	0	94
1973	DON COCKROFT	0	24-24	22-31	0	90
1974	DON COCKROFT	0	29-30	14-16	0	71
1975	DON COCKROFT	0	21-24	17-23	0	72
1976	DON COCKROFT	0	27-30	15-28	0	72
1977	DON COCKROFT	0	30-31	17-23	0	81
1978	DON COCKROFT	0	37-40	19-28	0	94
1979	DON COCKROFT	0	38-43	17-29	0	89
1980	DON COCKROFT	0	39-44	16-26	0	87
1981	MATT BAHR	0	22-22	13-20	0	61
1982	MATT BAHR	0	17-17	7-15	0	38
1983	MATT BAHR	0	38-40	21-24	0	101
1984	MATT BAHR	0	25-25	24-32	0	97
1985	MATT BAHR	0	35-35	14-18	0	77
1986	MATT BAHR	0	30-30	20-26	0	90
1987	JEFF JAEGER	0	29-30	12-20	0	65
1988	MATT BAHR	0	32-33	24-29	0	104
1989	MATT BAHR	0	40-40	16-24	0	88
1990	JERRY KAURIC	0	24-27	14-20	0	66
1991	MATT STOVER	0	33-34	16-22	0	81
1992	MATT STOVER	0	29-30	21-29	0	92
1993	MATT STOVER	0	36-36	16-22	0	84
1994	MATT STOVER	0	32-32	26-28	0	110
1995	MATT STOVER	0	19-19	29-32	0	106
1999	TERRY KIRBY	9	0-0	0-0	0	54
2000	PHIL DAWSON	0	17-17	14-17	0	59

RECORDS

Seasonal Leaders

Year	Player	RUSHING YARDS				
		No.	Yards	Avg.	LG	TD
1950	MARION MOTLEY	132	777	5.9	69t	3
1951	DUB JONES	104	492	4.7	43t	7
1952	MARION MOTLEY	104	444	4.3	59	1
1953	RAY RENFRO	60	352	5.9	58t	4
1954	MAURICE BASSETT	144	588	4.1	22	6
1955	FRED MORRISON	156	824	5.3	56	3
1956	PRESTON CARPENTER	188	756	4.0	30	0
1957	JIM BROWN	202	942	4.7	69t	9
1958	JIM BROWN	257	1,527	5.9	65t	17
1959	JIM BROWN	290	1,329	4.6	70t	14
1960	JIM BROWN	215	1,257	5.8	71t	9
1961	JIM BROWN	305	1,408	4.6	38	8
1962	JIM BROWN	230	996	4.3	31	13
1963	JIM BROWN	291	1,863	6.4	80t	12
1964	JIM BROWN	280	1,446	5.2	71	7
1965	JIM BROWN	289	1,544	5.3	67	17
1966	LEROY KELLY	209	1,141	5.5	70t	15
1967	LEROY KELLY	235	1,205	5.1	42t	11
1968	LEROY KELLY	248	1,239	5.0	65	16
1969	LEROY KELLY	196	817	4.2	31	9
1970	LEROY KELLY	206	656	3.2	33t	6
1971	LEROY KELLY	234	865	3.7	35	10
1972	LEROY KELLY	224	811	3.6	18	4
1973	KEN BROWN	161	537	3.3	17	0
1974	GREG PRUITT	126	540	4.3	54	3
1975	GREG PRUITT	217	1,067	4.9	50	8
1976	GREG PRUITT	209	1,000	4.8	64	4
1977	GREG PRUITT	236	1,086	4.6	78t	3
1978	GREG PRUITT	176	960	5.5	70t	3
1979	MIKE PRUITT	264	1,294	4.9	77t	9
1980	MIKE PRUITT	249	1,034	4.2	56t	6
1981	MIKE PRUITT	247	1,103	4.5	21	7
1982	MIKE PRUITT	143	516	3.6	17	3
1983	MIKE PRUITT	293	1,184	4.0	27	10
1984	BOYCE GREEN	202	673	3.3	29	0
1985	KEVIN MACK	222	1,104	5.0	61	7
1986	KEVIN MACK	174	665	3.8	20	10
1987	KEVIN MACK	201	735	3.7	22t	5
1988	EARNEST BYNER	157	576	3.7	27t	3
1989	ERIC METCALF	187	633	3.4	43t	6
1990	KEVIN MACK	158	702	4.4	26	5
1991	KEVIN MACK	197	726	3.7	51t	8
1992	KEVIN MACK	169	543	3.2	37	6
1993	TOMMY VARDELL	171	644	3.8	54	3
1994	LEROY HOARD	209	890	4.3	39	5
1995	LEROY HOARD	127	508	4.0	25	0
1999	TERRY KIRBY	130	452	3.5	28	6
2000	TRAVIS PRENTICE	173	512	3.0	17	7

RECORDS

Seasonal Leaders

Year	Player	PASSING YARDS					QB	
		Att.	Comp.	Pct.	Yards	TD	Int.	Rating
1950	OTTO GRAHAM	253	137	54.2	1,943	14	20	64.7
1951	OTTO GRAHAM	265	147	55.5	2,205	17	16	79.2
1952	OTTO GRAHAM	364	181	49.7	2,816	20	24	66.6
1953	OTTO GRAHAM	258	167	64.7	2,722	11	9	99.7
1954	OTTO GRAHAM	240	142	59.2	2,092	11	17	73.5
1955	OTTO GRAHAM	185	98	53.0	1,721	15	8	94.0
1956	TOM O'CONNELL	96	42	43.8	551	4	8	41.6
1957	TOM O'CONNELL	110	63	57.3	1,229	9	8	93.3
1958	MILT PLUM	189	102	54.0	1,619	11	11	77.9
1959	MILT PLUM	266	156	58.6	1,992	14	8	87.2
1960	MILT PLUM	250	151	60.4	2,297	21	5	110.4
1961	MILT PLUM	302	177	58.6	2,416	18	10	90.3
1962	FRANK RYAN	194	112	57.7	1,541	10	7	85.4
1963	FRANK RYAN	256	135	52.7	2,038	25	13	90.6
1964	FRANK RYAN	334	174	52.1	2,404	25	19	76.7
1965	FRANK RYAN	243	119	49.0	1,751	18	13	75.3
1966	FRANK RYAN	382	200	52.4	2,974	29	14	88.2
1967	FRANK RYAN	280	136	48.6	2,026	20	16	72.7
1968	BILL NELSEN	293	152	51.9	2,366	19	10	86.4
1969	BILL NELSEN	352	190	54.0	2,743	23	19	78.8
1970	BILL NELSEN	313	159	50.8	2,156	16	16	68.9
1971	BILL NELSEN	325	174	53.5	2,319	13	23	60.3
1972	MIKE PHIPPS	305	144	47.2	1,994	13	16	61.0
1973	MIKE PHIPPS	299	148	49.5	1,719	9	20	49.4
1974	MIKE PHIPPS	256	117	45.7	1,384	9	17	46.7
1975	MIKE PHIPPS	313	162	51.8	1,749	4	19	47.5
1976	BRIAN SIPE	312	178	57.1	2,113	17	14	77.3
1977	BRIAN SIPE	195	112	57.4	1,233	9	14	61.8
1978	BRIAN SIPE	399	222	55.6	2,906	21	15	80.7
1979	BRIAN SIPE	535	286	53.5	3,793	28	26	73.4
1980	BRIAN SIPE	554	337	60.8	4,132	30	14	91.4
1981	BRIAN SIPE	567	313	55.2	3,876	17	25	68.2
1982	BRIAN SIPE	185	101	54.6	1,064	4	8	60.7
1983	BRIAN SIPE	496	291	58.7	3,566	26	23	79.1
1984	PAUL MCDONALD	493	271	55.0	3,472	14	23	67.3
1985	BERNIE KOSAR	248	124	50.0	1,578	8	7	69.3
1986	BERNIE KOSAR	531	310	58.4	3,854	17	10	83.8
1987	BERNIE KOSAR	389	241	62.0	3,033	22	9	95.4
1988	BERNIE KOSAR	259	156	60.2	1,890	10	7	84.3
1989	BERNIE KOSAR	513	303	59.1	3,533	18	14	80.3
1990	BERNIE KOSAR	423	230	54.4	2,562	10	15	65.7
1991	BERNIE KOSAR	494	307	62.1	3,487	18	9	87.8
1992	MIKE TOMCZAK	211	120	56.9	1,693	7	7	80.1
1993	VINNY TESTAVERDE	230	130	56.5	1,797	14	9	85.7
1994	VINNY TESTAVERDE	376	207	55.1	2,575	16	18	70.7
1995	VINNY TESTAVERDE	363	221	60.9	2,629	15	9	86.4
1999	TIM COUCH	399	223	55.9	2,447	15	13	73.2
2000	TIM COUCH	215	137	63.7	1,483	7	9	77.3

RECORDS

Seasonal Leaders

Year	Player	RECEPTIONS				
		No.	Yards	Avg.	LG	TD
1950	MAC SPEEDIE	42	548	13.0	45	1
1951	DANTE LAVELLI	43	586	13.6	47	6
1952	MAC SPEEDIE	62	911	14.7	50	5
1953	DANTE LAVELLI	45	783	17.4	55t	6
1954	DANTE LAVELLI	47	802	17.1	64	7
1955	DARREL BREWSTER	34	622	18.3	41t	6
1956	DARREL BREWSTER	28	417	14.9	41	1
1957	DARREL BREWSTER	30	614	20.5	56	2
1958	PRESTON CARPENTER	29	474	16.3	74	1
1959	BILLY HOWTON	39	510	13.1	36t	1
1960	BOBBY MITCHELL	45	612	13.6	69t	6
1961	RAY RENFRO	48	834	17.4	57	6
1962	JIM BROWN	47	517	11.0	53t	5
1963	GARY COLLINS	43	674	15.7	49t	13
1964	PAUL WARFIELD	52	920	17.7	62t	9
1965	GARY COLLINS	50	884	17.7	67	10
1966	GARY COLLINS	56	946	16.9	54	12
1967	ERNIE GREEN	39	369	9.5	41t	2
1968	PAUL WARFIELD	50	1,067	21.3	65t	12
1969	GARY COLLINS	54	786	14.6	48t	11
1970	BO SCOTT	40	351	8.8	24	4
1971	FAIR HOOKER	45	649	14.4	48	1
1972	FRANK PITTS	36	620	17.2	80t	8
1973	FRANK PITTS	31	317	10.2	26t	4
1974	HUGH MCKINNIS	32	258	8.1	55	0
1975	REGGIE RUCKER	60	770	12.8	40t	3
1976	REGGIE RUCKER	49	676	13.8	45	8
1977	CLEO MILLER	41	291	7.1	28	1
1978	REGGIE RUCKER	43	893	20.8	69t	8
1979	DAVE LOGAN	59	982	16.6	46	7
1980	MIKE PRUITT	63	471	7.5	28	0
1981	OZZIE NEWSOME	69	1,002	14.5	62	6
1982	OZZIE NEWSOME	49	633	12.9	54	3
1983	OZZIE NEWSOME	89	970	10.9	66t	6
1984	OZZIE NEWSOME	89	1,001	11.2	52	5
1985	OZZIE NEWSOME	62	711	11.5	38	5
1986	BRIAN BRENNAN	55	838	15.2	57t	6
1987	EARNEST BYNER	52	552	10.6	37	2
1988	EARNEST BYNER	59	576	9.8	39t	2
1989	WEBSTER SLAUGHTER	65	1,236	19.0	97t	6
1990	WEBSTER SLAUGHTER	59	847	14.4	50	4
1991	WEBSTER SLAUGHTER	64	906	14.2	62t	3
1992	MICHAEL JACKSON	47	755	16.1	69t	7
1993	ERIC METCALF	63	539	8.6	49t	2
1994	DERRICK ALEXANDER	48	828	17.3	81t	2
1995	EARNEST BYNER	59	479	8.1	29t	2
1999	KEVIN JOHNSON	66	986	14.9	64t	8
2000	KEVIN JOHNSON	57	669	11.7	79	0

RECORDS

Seasonal Leaders

Year	Player	RECEIVING YARDS				
		No.	Yards	Avg.	LG	TD
1950	DANTE LAVELLI	37	565	15.3	43	5
1951	MAC SPEEDIE	34	589	17.3	51	3
1952	MAC SPEEDIE	62	911	14.7	50	5
1953	DANTE LAVELLI	45	783	17.4	55t	6
1954	DANTE LAVELLI	47	802	17.1	64	7
1955	DARREL BREWSTER	34	622	18.3	41t	6
1956	DARREL BREWSTER	28	417	14.9	41	1
1957	DARREL BREWSTER	30	614	20.5	56	2
1958	RAY RENFRO	24	573	23.9	52	6
1959	RAY RENFRO	30	528	17.6	70t	6
1960	GERN NAGLER	36	616	17.1	53t	3
1961	RAY RENFRO	48	834	17.4	57	6
1962	RICH KREITLING	44	659	15.0	53	3
1963	GARY COLLINS	43	674	15.7	49t	13
1964	PAUL WARFIELD	52	920	17.7	62t	9
1965	GARY COLLINS	50	884	17.7	67	10
1966	GARY COLLINS	56	946	16.9	54	12
1967	PAUL WARFIELD	32	702	21.9	49t	8
1968	PAUL WARFIELD	50	1,067	21.3	65t	12
1969	PAUL WARFIELD	42	886	21.1	82t	10
1970	MILT MORIN	37	611	16.5	36	1
1971	FAIR HOOKER	45	649	14.4	48	1
1972	FRANK PITTS	36	620	17.2	80t	8
1973	MILT MORIN	26	417	16.0	51t	1
1974	STEVE HOLDEN	30	452	15.1	53	3
1975	REGGIE RUCKER	60	770	12.8	40t	3
1976	REGGIE RUCKER	49	676	13.8	45	8
1977	REGGIE RUCKER	36	565	15.7	40	2
1978	REGGIE RUCKER	43	893	20.8	69t	8
1979	DAVE LOGAN	59	982	16.6	46	7
1980	DAVE LOGAN	51	822	16.1	65	4
1981	OZZIE NEWSOME	69	1,002	14.5	62	6
1982	OZZIE NEWSOME	49	633	12.9	54	3
1983	OZZIE NEWSOME	89	970	10.9	66t	6
1984	OZZIE NEWSOME	89	1,001	11.2	52	5
1985	OZZIE NEWSOME	62	711	11.5	38	5
1986	BRIAN BRENNAN	55	838	15.2	57t	6
1987	WEBSTER SLAUGHTER	47	806	17.1	54t	7
1988	REGGIE LANGHORNE	57	780	13.7	77t	7
1989	WEBSTER SLAUGHTER	65	1,236	19.0	97t	6
1990	WEBSTER SLAUGHTER	59	847	14.4	50	4
1991	WEBSTER SLAUGHTER	64	906	14.2	62t	3
1992	MICHAEL JACKSON	47	755	16.1	69t	7
1993	MICHAEL JACKSON	41	756	18.4	62t	8
1994	DERRICK ALEXANDER	48	828	17.3	81t	2
1995	KEENAN MCCARDELL	55	695	12.6	36	4
1999	KEVIN JOHNSON	66	986	14.9	64t	8
2000	KEVIN JOHNSON	57	669	11.7	79	0

RECORDS

Seasonal Leaders

Year	Player	INTERCEPTIONS			LG	TD
		No.	Yards	Avg.		
1950	TOMMY JAMES	9	69	7.7	34	0
1951	WARREN LAHR	5	95	19.0	29	2
1952	BERT RECHICHAR	6	79	13.2	25	0
1953	KEN KONZ	5	15	3.0	9	0
1954	KEN KONZ	7	133	19.0	54t	2
1955	WARREN LAHR	5	52	10.4	24	0
1956	DON PAUL	7	190	27.1	42	1
1957	KEN KONZ	4	20	5.0	16	0
1958	KEN KONZ	4	123	30.8	46t	1
1959	BERNIE PARRISH	5	83	16.6	37t	1
1960	BOBBY FRANKLIN	8	131	16.4	37t	2
1961	BERNIE PARRISH	7	40	5.7	15	0
1962	ROSS FICHTNER	7	76	10.9	31	0
1963	LARRY BENZ	7	114	16.3	38	0
1964	BERNIE PARRISH	4	98	24.5	54t	1
1965	LARRY BENZ	5	78	15.6	31	0
1966	ROSS FICHTNER	8	152	19.0	58	1
1967	ERICH BARNES	4	47	11.8	40	0
1968	BEN DAVIS	8	162	20.3	44	0
1969	MIKE HOWELL	6	21	3.5	11	0
1970	ERICH BARNES	5	85	17.0	38t	1
1971	WALT SUMNER	5	35	7.0	25	0
1972	BEN DAVIS	3	10	3.3	10	0
1973	CLARENCE SCOTT	5	71	14.2	45t	1
1974	THOM DARDEN	8	105	13.1	31	0
1975	CLARENCE SCOTT	2	4	2.0	4	0
1976	THOM DARDEN	7	73	10.4	21	0
1977	THOM DARDEN	6	107	17.8	49	1
1978	THOM DARDEN	10	200	20.0	46	0
1979	THOM DARDEN	5	125	25.0	39t	1
1980	RON BOLTON	6	62	10.3	29	0
1981	CLARENCE SCOTT	4	46	11.5	26	0
1982	LAWRENCE JOHNSON	4	17	4.3	17	0
1983	TOM COUSINEAU	4	47	11.8	15	0
1984	AL GROSS	5	103	20.6	47	0
1985	AL GROSS	5	109	21.8	37t	1
1986	HANFORD DIXON	5	35	7.0	19	0
1987	FRANK MINNIFIELD	4	24	6.0	27	0
1988	FELIX WRIGHT	5	126	25.2	53	0
1989	FELIX WRIGHT	9	91	10.1	27t	1
1990	FELIX WRIGHT	3	56	18.7	36	0
1991	STEPHEN BRAGGS	3	15	5.0	15	0
1992	VINCE NEWSOME	3	55	18.3	29	0
1993	ERIC TURNER	5	25	5.0	19	0
1994	ERIC TURNER	9	199	22.1	93t	1
1995	STEVON MOORE	5	55	11.0	28	0
1999	MARQUEZ POPE	2	15	7.5	13	0
2000	COREY FULLER	3	0	0.0	0	0

Year	Player	PUNTING						
		No.	Yards	Avg.	TB	In-20	LG	Block
1950	HORACE GILLOM	66	2,849	43.2	5	0	75	1
1951	HORACE GILLOM	73	3,321	45.5	8	0	66	0
1952	HORACE GILLOM	61	2,787	45.7	6	0	73	1
1953	HORACE GILLOM	63	2,760	43.8	4	0	67	0
1954	HORACE GILLOM	52	2,230	42.9	4	0	80	0
1955	HORACE GILLOM	58	2,389	41.2	6	0	56	3
1956	FRED MORRISON	38	1,561	41.1	7	0	70	0
1957	KEN KONZ	61	2,396	39.3	3	0	63	1
1958	DICK DESCHAINE	50	2,063	41.3	1	0	63	0
1959	JUNIOR WREN	27	996	36.9	1	0	55	0
1960	SAM BAKER	55	2,309	42.0	2	0	64	0
1961	SAM BAKER	53	2,296	43.3	5	0	62	0
1962	GARY COLLINS	45	1,926	42.8	4	0	64	0
1963	GARY COLLINS	54	2,160	40.0	4	0	73	0
1964	GARY COLLINS	48	2,016	42.0	5	0	58	0
1965	GARY COLLINS	65	3,035	46.7	10	0	71	0
1966	GARY COLLINS	57	2,223	39.0	6	0	60	0
1967	GARY COLLINS	57	2,078	36.5	2	0	52	2
1968	DON COCKROFT	61	2,297	37.7	1	0	59	0
1969	DON COCKROFT	57	2,138	37.5	6	0	55	1
1970	DON COCKROFT	71	3,023	42.6	7	0	71	1
1971	DON COCKROFT	62	2,508	40.5	2	0	59	2
1972	DON COCKROFT	81	3,498	43.2	4	0	65	0
1973	DON COCKROFT	82	3,321	40.5	3	0	71	1
1974	DON COCKROFT	90	3,643	40.5	11	0	64	0
1975	DON COCKROFT	82	3,317	40.5	7	0	67	1
1976	DON COCKROFT	64	2,487	38.9	4	8	51	3
1977	GREG COLEMAN	61	2,389	39.2	2	21	58	0
1978	JOHNNY EVANS	79	3,089	39.1	8	16	65	0
1979	JOHNNY EVANS	69	2,844	41.2	9	7	59	2
1980	JOHNNY EVANS	66	2,530	38.3	7	12	56	0
1981	STEVE COX	68	2,884	42.4	12	11	66	2
1982	STEVE COX	48	1,887	39.3	6	11	52	1
1983	JEFF GOSSETT	70	2,854	40.8	8	17	60	0
1984	STEVE COX	74	3,213	43.4	8	16	69	2
1985	JEFF GOSSETT	81	3,261	40.3	8	18	64	0
1986	JEFF GOSSETT	83	3,423	41.2	10	21	61	0
1987	JEFF GOSSETT	19	779	41.0	4	3	55	0
1988	MAX RUNAGER	48	1,935	40.3	2	13	52	0
1989	BRYAN WAGNER	97	3,817	39.4	6	32	60	0
1990	BRYAN WAGNER	74	2,879	38.9	2	13	65	4
1991	BRIAN HANSEN	80	3,397	42.5	6	20	65	0
1992	BRIAN HANSEN	74	3,083	41.7	7	28	73	1
1993	BRIAN HANSEN	82	3,632	44.3	10	15	72	2
1994	TOM TUPA	80	3,211	40.1	8	27	65	0
1995	TOM TUPA	59	2,584	43.8	8	16	64	0
1999	CHRIS GARDOCKI	106	4,645	43.8	11	20	61	0
2000	CHRIS GARDOCKI	108	4,919	45.5	5	25	67	0

RECORDS

Seasonal Leaders

Year	Player	PUNT RETURNS					
		No.	FC	Yards	Avg.	LG	TD
1950	DON PHELPS	13	0	174	13.4	54t	1
1951	KEN CARPENTER	14	0	173	12.4	49t	0
1952	RAY RENFRO	22	0	169	7.7	34t	0
1953	BILLY REYNOLDS	18	0	111	6.2	28t	0
1954	BILLY REYNOLDS	25	0	138	5.5	39t	0
1955	DON PAUL	19	0	148	7.8	60t	1
1956	KEN KONZ	13	0	187	14.4	65t	1
1957	BILLY REYNOLDS	24	0	114	4.8	23t	0
1958	BOBBY MITCHELL	14	0	165	11.8	68t	1
1959	BOBBY MITCHELL	17	0	177	10.4	78t	1
1960	JIM SHOFNER	11	0	105	9.5	36t	0
1961	BOBBY MITCHELL	14	2	164	11.7	64t	1
1962	HOWARD CASSADY	7	0	47	6.7	13t	0
1963	JIM SHORTER	7	0	134	19.1	52t	0
1964	LEROY KELLY	9	3	171	19.0	68t	1
1965	LEROY KELLY	17	4	265	15.6	67t	2
1966	LEROY KELLY	13	3	104	8.0	52t	0
1967	BEN DAVIS	18	6	229	12.7	52t	1
1968	CHARLES LEIGH	14	0	76	5.4	29t	0
1969	WALT SUMNER	9	6	72	8.0	21t	0
1970	REECE MORRISON	15	2	133	8.9	34t	0
1971	LEROY KELLY	30	3	292	9.7	74t	0
1972	BOBBY MAJORS	16	6	96	6.0	41t	0
1973	GREG PRUITT	16	3	180	11.3	46t	0
1974	GREG PRUITT	27	0	349	12.9	72t	0
1975	GREG PRUITT	13	0	130	10.0	30t	0
1976	STEVE HOLDEN	31	2	205	6.6	38t	0
1977	ROLLY WOOLSEY	32	3	290	9.1	44t	0
1978	KEITH WRIGHT	37	15	288	7.8	42t	0
1979	DINO HALL	29	5	295	10.2	47t	0
1980	KEITH WRIGHT	29	4	129	4.4	15t	0
1981	DINO HALL	33	3	248	7.5	40t	0
1982	DWIGHT WALKER	19	6	101	5.3	14t	0
1983	DINO HALL	39	12	284	7.3	19t	0
1984	BRIAN BRENNAN	25	10	199	8.0	19t	0
1985	CLARENCE WEATHERS	28	4	218	7.8	16t	0
1986	GERALD MCNEIL	40	10	348	8.7	84t	1
1987	GERALD MCNEIL	34	7	386	11.4	40t	0
1988	GERALD MCNEIL	38	6	315	8.3	32t	0
1989	GERALD MCNEIL	49	12	496	10.1	49t	0
1990	STEFON ADAMS	13	4	81	6.2	25t	0
1991	WEBSTER SLAUGHTER	17	3	112	6.6	17t	0
1992	ERIC METCALF	44	9	429	9.8	75t	1
1993	ERIC METCALF	36	11	464	12.9	91t	2
1994	ERIC METCALF	35	5	348	9.9	92t	2
1995	DERRICK ALEXANDER	9	0	122	13.6	69t	1
1999	KEVIN JOHNSON	19	10	128	6.7	15	0
2000	DENNIS NORTHCUTT	27	12	289	10.7	30	0

KICKOFF RETURNS						
Year	Player	No.	Yards	Avg.	LG	TD
1950	DON PHELPS	12	325	27.1	61	0
1951	KEN CARPENTER	9	196	21.8	48	0
1952	KEN CARPENTER	11	234	21.3	40	0
1953	KEN CARPENTER	16	367	22.9	40	0
1954	BILLY REYNOLDS	14	413	29.5	51	0
1955	ROBERT SMITH	13	320	24.6	47	0
1956	PRESTON CARPENTER	15	381	25.4	42	0
1957	MILTON CAMPBELL	11	263	23.9	36	0
1958	BOBBY MITCHELL	18	454	25.2	98t	1
1959	BOBBY MITCHELL	11	236	21.5	31	0
1960	BOBBY MITCHELL	17	432	25.4	90t	1
1961	BOBBY MITCHELL	16	428	26.8	91t	1
1962	TOM WILSON	11	307	27.9	46	0
1963	CHARLEY SCALES	16	432	27.0	50	0
1964	WALTER ROBERTS	24	661	27.5	60	0
1965	LEROY KELLY	24	621	25.9	51	0
1966	WALTER ROBERTS	20	454	22.7	57	0
1967	BEN DAVIS	27	708	26.2	63	0
1968	CHARLES LEIGH	14	322	23.0	41	0
1969	BO SCOTT	25	722	28.9	65	0
1970	HOMER JONES	29	739	25.5	94t	1
1971	KEN BROWN	15	330	22.0	35	0
1972	KEN BROWN	20	473	23.6	47	0
1973	GREG PRUITT	16	453	28.3	54	0
1974	GREG PRUITT	22	606	27.5	88t	1
1975	BILLY LEFEAR	13	412	31.7	92	0
1976	STEVE HOLDEN	19	461	24.3	44	0
1977	BRIAN DUNCAN	15	298	19.9	36	0
1978	KEITH WRIGHT	30	789	26.3	86	0
1979	DINO HALL	50	1,014	20.3	33	0
1980	DINO HALL	32	691	21.6	40	0
1981	DINO HALL	36	813	22.6	48	0
1982	DINO HALL	22	430	19.5	32	0
1983	DWIGHT WALKER	29	627	21.6	38	0
1984	EARNEST BYNER	22	415	18.9	28	0
1985	GLEN YOUNG	35	898	25.7	63	0
1986	GERALD MCNEIL	47	997	21.2	100t	1
1987	GLEN YOUNG	18	412	22.9	44	0
1988	GLEN YOUNG	29	635	21.9	34	0
1989	ERIC METCALF	31	718	23.2	49	0
1990	ERIC METCALF	52	1,052	20.2	101t	2
1991	ERIC METCALF	23	351	15.3	24	0
1992	RANDY BALDWIN	30	675	22.5	47	0
1993	RANDY BALDWIN	24	444	18.5	31	0
1994	RANDY BALDWIN	28	753	26.9	85t	1
1995	EARNEST HUNTER	23	508	22.1	37	0
1999	RONNIE POWELL	44	986	22.4	43	0
2000	JAMEL WHITE	43	935	21.7	40	0

RECORDS

100-Yard Rushing Games

Date	Opponent	Player	Yards, Att.
12/17/1995	vs. Cincinnati Bengals	Earnest Byner	121 Yards, 31 Att.
11/27/1994	vs. Houston Oilers	Leroy Hoard	103 Yards, 23 Att.
11/06/1994	vs. New England Patriots	Leroy Hoard	123 Yards, 21 Att.
09/19/1993	at Los Angeles Raiders	Tommy Vardell	104 Yards, 14 Att.
11/27/1988	at Washington Redskins	Kevin Mack	116 Yards, 22 Att.
10/16/1988	vs. Philadelphia Eagles	Kevin Mack	100 Yards, 16 Att.
01/09/1988	vs. Indianapolis Colts (playoffs)	Earnest Byner	122 Yards, 23 Att.
12/13/1987	vs. Cincinnati Bengals	Kevin Mack	133 Yards, 27 Att.
11/22/1987	at Houston Oilers	Kevin Mack	114 Yards, 26 Att.
10/04/1987	at New England Patriots	Larry Mason	133 Yards, 32 Att.
11/30/1986	vs. Houston Oilers	Kevin Mack	121 Yards, 28 Att.
11/23/1986	vs. Pittsburgh Steelers	Kevin Mack	106 Yards, 24 Att.
10/26/1986	at Minnesota Vikings	Curtis Dickey	106 Yards, 19 Att.
01/04/1986	at Miami Dolphins (playoffs)	Earnest Byner	161 Yards, 16 Att.
12/22/1985	at New York Jets	Earnest Byner	101 Yards, 15 Att.
11/24/1985	vs. Cincinnati Bengals	Kevin Mack	117 Yards, 14 Att.
11/17/1985	vs. Buffalo Bills	Earnest Byner	109 Yards, 15 Att.
10/06/1985	vs. New England Patriots	Kevin Mack	115 Yards, 20 Att.
09/29/1985	at San Diego Chargers	Kevin Mack	130 Yards, 16 Att.
12/16/1984	at Houston Oilers	Earnest Byner	188 Yards, 21 Att.
12/09/1984	at Pittsburgh Steelers	Earnest Byner	103 Yards, 15 Att.
11/18/1984	at Atlanta Falcons	Boyce Green	121 Yards, 30 Att.
11/04/1984	at Buffalo Bills	Boyce Green	156 Yards, 29 Att.
12/11/1983	at Houston Oilers	Mike Pruitt	153 Yards, 30 Att.
11/27/1983	vs. Baltimore Colts	Mike Pruitt	110 Yards, 24 Att.
11/20/1983	at New England Patriots	Mike Pruitt	136 Yards, 24 Att.
10/30/1983	vs. Houston Oilers	Boyce Green	107 Yards, 14 Att.
10/16/1983	at Pittsburgh Steelers	Boyce Green	137 Yards, 28 Att.
10/02/1983	vs. Seattle Seahawks	Mike Pruitt	107 Yards, 24 Att.
09/11/1983	at Detroit Lions	Mike Pruitt	137 Yards, 24 Att.
09/12/1982	at Seattle Seahawks	Mike Pruitt	136 Yards, 30 Att.
12/03/1981	at Houston Oilers	Mike Pruitt	155 Yards, 32 Att.
11/09/1980	at Baltimore Colts	Mike Pruitt	103 Yards, 18 Att.
11/03/1980	vs. Chicago Bears	Mike Pruitt	129 Yards, 27 Att.
10/12/1980	at Seattle Seahawks	Mike Pruitt	116 Yards, 24 Att.
12/09/1979	at Oakland Raiders	Mike Pruitt	149 Yards, 20 Att.
12/02/1979	vs. Houston Oilers	Mike Pruitt	111 Yards, 25 Att.
11/11/1979	vs. Seattle Seahawks	Mike Pruitt	141 Yards, 15 Att.
11/04/1979	at Philadelphia Eagles	Mike Pruitt	104 Yards, 17 Att.
10/21/1979	vs. Cincinnati Bengals	Mike Pruitt	135 Yards, 19 Att.
12/17/1978	at Cincinnati Bengals	Greg Pruitt	182 Yards, 22 Att.
12/10/1978	vs. New York Jets	Greg Pruitt	138 Yards, 21 Att.
12/03/1978	at Seattle Seahawks	Greg Pruitt	113 Yards, 12 Att.
10/29/1978	vs. Buffalo Bills	Mike Pruitt	173 Yards, 21 Att.
09/10/1978	vs. Cincinnati Bengals	Greg Pruitt	120 Yards, 22 Att.
09/03/1978	vs. San Francisco 49ers	Greg Pruitt	106 Yards, 22 Att.

100-Yard Rushing Games

Date	Opponent	Player	Yards, Att.
12/18/1977	at Seattle Seahawks	Greg Pruitt	127 Yards, 22 Att.
11/13/1977	at Pittsburgh Steelers	Greg Pruitt	108 Yards, 19 Att.
10/30/1977	vs. Kansas City Chiefs	Greg Pruitt	153 Yards, 18 Att.
10/23/1977	at Buffalo Bills	Cleo Miller	117 Yards, 21 Att.
09/26/1977	vs. New England Patriots	Greg Pruitt	151 Yards, 26 Att.
10/31/1976	at Cincinnati Bengals	Greg Pruitt	124 Yards, 18 Att.
10/17/1976	at Atlanta Falcons	Greg Pruitt	191 Yards, 26 Att.
09/12/1976	vs. New York Jets	Greg Pruitt	124 Yards, 17 Att.
12/14/1975	vs. Kansas City Chiefs	Greg Pruitt	214 Yards, 26 Att.
11/23/1975	vs. Cincinnati Bengals	Greg Pruitt	121 Yards, 17 Att.
11/16/1975	at Oakland Raiders	Greg Pruitt	103 Yards, 12 Att.
12/15/1974	at Houston Oilers	Greg Pruitt	102 Yards, 15 Att.
12/02/1973	at Kansas City Chiefs	Greg Pruitt	110 Yards, 15 Att.
11/19/1972	vs. Pittsburgh Steelers	Leroy Kelly	107 Yards, 21 Att.
12/05/1971	vs. Cincinnati Bengals	Leroy Kelly	127 Yards, 23 Att.
11/28/1971	at Houston Oilers	Leroy Kelly	107 Yards, 23 Att.
11/21/1971	vs. New England Patriots	Leroy Kelly	113 Yards, 23 Att.
11/07/1971	at Pittsburgh Steelers	Leroy Kelly	102 Yards, 22 Att.
12/07/1970	at Houston Oilers	Leroy Kelly	108 Yards, 20 Att.
11/08/1970	at Oakland Raiders	Bo Scott	101 Yards, 14 Att.
10/18/1970	vs. Detroit Lions	Leroy Kelly	106 Yards, 24 Att.
12/07/1969	vs. Green Bay Packers	Leroy Kelly	151 Yards, 22 Att.
11/23/1969	vs. New York Giants	Leroy Kelly	124 Yards, 18 Att.
09/28/1969	vs. Washington Redskins	Reece Morrison	130 Yards, 23 Att.
09/21/1969	at Philadelphia Eagles	Ron Johnson	118 Yards, 17 Att.
11/24/1968	vs. Philadelphia Eagles	Leroy Kelly	108 Yards, 20 Att.
11/10/1968	vs. New Orleans Saints	Leroy Kelly	127 Yards, 17 Att.
11/03/1968	at San Francisco 49ers	Leroy Kelly	174 Yards, 27 Att.
10/27/1968	vs. Atlanta Falcons	Leroy Kelly	112 Yards, 19 Att.
10/20/1968	at Baltimore Colts	Leroy Kelly	130 Yards, 30 Att.
10/05/1968	vs. Pittsburgh Steelers	Leroy Kelly	128 Yards, 25 Att.
09/15/1968	at New Orleans Saints	Leroy Kelly	107 Yards, 20 Att.
11/26/1967	vs. Washington Redskins	Leroy Kelly	163 Yards, 20 Att.
11/19/1967	vs. Minnesota Vikings	Leroy Kelly	123 Yards, 26 Att.
10/22/1967	vs. Chicago Bears	Leroy Kelly	111 Yards, 18 Att.
10/07/1967	vs. Pittsburgh Steelers	Ernie Green	108 Yards, 11 Att.
10/01/1967	at New Orleans Saints	Leroy Kelly	110 Yards, 20 Att.
09/24/1967	at Detroit Lions	Leroy Kelly	141 Yards, 16 Att.
12/04/1966	vs. New York Giants	Leroy Kelly	126 Yards, 13 Att.
11/24/1966	at Dallas Cowboys	Leroy Kelly	115 Yards, 15 Att.
11/20/1966	vs. Washington Redskins	Leroy Kelly	100 Yards, 14 Att.
10/08/1966	vs. Pittsburgh Steelers	Leroy Kelly	113 Yards, 19 Att.
10/08/1966	vs. Pittsburgh Steelers	Ernie Green	103 Yards, 16 Att.
10/02/1966	at New York Giants	Leroy Kelly	138 Yards, 20 Att.
09/25/1966	vs. St. Louis Cardinals	Leroy Kelly	109 Yards, 19 Att.
12/05/1965	vs. Washington Redskins	Jim Brown	141 Yards, 27 Att.

RECORDS

100-Yard Rushing Games

Date	Opponent	Player	Yards, Att.
11/28/1965	at Pittsburgh Steelers	Jim Brown	146 Yards, 20 Att.
11/14/1965	vs. New York Giants	Jim Brown	156 Yards, 20 Att.
11/07/1965	vs. Philadelphia Eagles	Jim Brown	131 Yards, 20 Att.
10/24/1965	at New York Giants	Jim Brown	177 Yards, 24 Att.
10/09/1965	vs. Pittsburgh Steelers	Jim Brown	168 Yards, 29 Att.
10/03/1965	at Philadelphia Eagles	Jim Brown	133 Yards, 27 Att.
09/26/1965	vs. St. Louis Cardinals	Jim Brown	110 Yards, 17 Att.
11/29/1964	vs. Philadelphia Eagles	Jim Brown	133 Yards, 22 Att.
11/15/1964	vs. Detroit Lions	Jim Brown	147 Yards, 24 Att.
11/08/1964	vs. Washington Redskins	Jim Brown	121 Yards, 18 Att.
11/01/1964	at Pittsburgh Steelers	Jim Brown	149 Yards, 23 Att.
10/18/1964	at Dallas Cowboys	Jim Brown	188 Yards, 26 Att.
09/27/1964	at Philadelphia Eagles	Jim Brown	104 Yards, 25 Att.
12/27/1964	vs. Baltimore Colts (playoffs)	Jim Brown	114 Yards, 27 Att.
12/15/1963	at Washington Redskins	Jim Brown	125 Yards, 28 Att.
12/01/1963	at St. Louis Cardinals	Jim Brown	179 Yards, 29 Att.
11/17/1963	vs. St. Louis Cardinals	Jim Brown	154 Yards, 22 Att.
11/03/1963	at Philadelphia Eagles	Jim Brown	223 Yards, 28 Att.
10/20/1963	vs. Philadelphia Eagles	Jim Brown	144 Yards, 25 Att.
10/13/1963	at New York Giants	Jim Brown	123 Yards, 23 Att.
10/05/1963	vs. Pittsburgh Steelers	Jim Brown	175 Yards, 21 Att.
09/22/1963	at Dallas Cowboys	Jim Brown	232 Yards, 20 Att.
09/15/1963	vs. Washington Redskins	Jim Brown	162 Yards, 15 Att.
12/15/1962	at San Francisco 49ers	Jim Brown	135 Yards, 22 Att.
11/25/1962	vs. Pittsburgh Steelers	Jim Brown	110 Yards, 19 Att.
09/16/1962	vs. New York Giants	Jim Brown	134 Yards, 17 Att.
12/17/1961	at New York Giants	Jim Brown	102 Yards, 24 Att.
12/03/1961	at Dallas Cowboys	Bobby Mitchell	140 Yards, 12 Att.
11/19/1961	vs. Philadelphia Eagles	Jim Brown	237 Yards, 34 Att.
11/12/1961	at Washington Redskins	Jim Brown	133 Yards, 20 Att.
11/05/1961	vs. Pittsburgh Steelers	Jim Brown	110 Yards, 18 Att.
10/29/1961	at St. Louis Cardinals	Jim Brown	109 Yards, 28 Att.
10/29/1961	at St. Louis Cardinals	Bobby Mitchell	104 Yards, 19 Att.
10/22/1961	at Pittsburgh Steelers	Bobby Mitchell	119 Yards, 14 Att.
10/22/1961	at Pittsburgh Steelers	Jim Brown	114 Yards, 29 Att.
12/15/1960	at New York Giants	Jim Brown	110 Yards, 14 Att.
12/11/1960	vs. Chicago Bears	Jim Brown	100 Yards, 22 Att.
12/04/1960	vs. Washington Redskins	Jim Brown	135 Yards, 15 Att.
11/27/1960	at St. Louis Cardinals	Jim Brown	132 Yards, 24 Att.
11/13/1960	vs. St. Louis Cardinals	Jim Brown	173 Yards, 28 Att.
10/23/1960	vs. Philadelphia Eagles	Jim Brown	167 Yards, 22 Att.
09/25/1960	at Philadelphia Eagles	Bobby Mitchell	156 Yards, 14 Att.
09/25/1960	at Philadelphia Eagles	Jim Brown	153 Yards, 24 Att.
12/13/1959	at Philadelphia Eagles	Jim Brown	152 Yards, 33 Att.
12/13/1959	at Philadelphia Eagles	Bobby Mitchell	127 Yards, 24 Att.
11/29/1959	vs. San Francisco 49ers	Jim Brown	114 Yards, 28 Att.

Date	Opponent	Player	Yards, Att.
11/22/1959	vs. Pittsburgh Steelers	Jim Brown	111 Yards, 15 Att.
11/15/1959	at Washington Redskins	Bobby Mitchell	232 Yards, 14 Att.
11/08/1959	vs. Philadelphia Eagles	Jim Brown	125 Yards, 29 Att.
11/01/1959	at Baltimore Colts	Jim Brown	178 Yards, 32 Att.
10/25/1959	vs. Washington Redskins	Jim Brown	122 Yards, 17 Att.
10/18/1959	vs. Chicago Cardinals	Jim Brown	123 Yards, 27 Att.
10/04/1959	at Chicago Cardinals	Jim Brown	147 Yards, 37 Att.
12/14/1958	at New York Giants	Jim Brown	148 Yards, 26 Att.
12/01/1958	at Philadelphia Eagles	Jim Brown	138 Yards, 21 Att.
12/01/1958	at Philadelphia Eagles	Lew Carpenter	100 Yards, 21 Att.
11/16/1958	at Washington Redskins	Jim Brown	152 Yards, 27 Att.
11/02/1958	vs. New York Giants	Jim Brown	113 Yards, 13 Att.
10/26/1958	at Chicago Cardinals	Jim Brown	180 Yards, 24 Att.
10/19/1958	vs. Pittsburgh Steelers	Jim Brown	153 Yards, 19 Att.
10/19/1958	vs. Pittsburgh Steelers	Bobby Mitchell	108 Yards, 13 Att.
10/12/1958	vs. Chicago Cardinals	Jim Brown	182 Yards, 34 Att.
10/12/1958	vs. Chicago Cardinals	Bobby Mitchell	147 Yards, 11 Att.
10/05/1958	at Pittsburgh Steelers	Jim Brown	129 Yards, 17 Att.
09/28/1958	at Los Angeles Rams	Jim Brown	171 Yards, 24 Att.
12/15/1957	at New York Giants	Lew Carpenter	117 Yards, 22 Att.
11/24/1957	vs. Los Angeles Rams	Jim Brown	237 Yards, 31 Att.
11/03/1957	vs. Washington Redskins	Jim Brown	109 Yards, 21 Att.
12/09/1956	at New York Giants	Fred Morrison	112 Yards, 19 Att.
12/02/1956	vs. Philadelphia Eagles	Preston Carpenter	116 Yards, 23 Att.
11/18/1956	at Philadelphia Eagles	Preston Carpenter	133 Yards, 24 Att.
12/04/1955	at Pittsburgh Steelers	Fred Morrison	104 Yards, 13 Att.
11/20/1955	vs. Pittsburgh Steelers	Fred Morrison	140 Yards, 17 Att.
10/30/1955	at Chicago Cardinals	Ed Modzelewski	121 Yards, 28 Att.
09/25/1955	vs. Washington Redskins	Fred Morrison	117 Yards, 15 Att.
10/18/1953	at Washington Redskins	Ray Renfro	101 Yards, 7 Att.
12/27/1953	at Detroit Lions (playoffs)	Harry Jagade	102 Yards, 15 Att.
11/30/1952	at Washington Redskins	Harry Jagade	147 Yards, 16 Att.
09/28/1952	vs. Los Angeles Rams	Ken Carpenter	145 Yards, 16 Att.
12/28/1952	vs. Detroit Lions (playoffs)	Harry Jagade	104 Yards, 15 Att.
11/25/1951	vs. Chicago Bears	Dub Jones	116 Yards, 9 Att.
11/04/1951	at Chicago Cardinals	Ken Carpenter	118 Yards, 18 Att.
10/21/1951	vs. Pittsburgh Steelers	Emerson Cole	126 Yards, 17 Att.
10/07/1951	at Los Angeles Rams	Dub Jones	110 Yards, 15 Att.
10/07/1951	at Los Angeles Rams	Marion Motley	106 Yards, 13 Att.
11/19/1950	vs. Washington Redskins	Marion Motley	178 Yards, 27 Att.
11/12/1950	vs. San Francisco 49ers	Marion Motley	114 Yards, 21 Att.
10/29/1950	vs. Pittsburgh Steelers	Marion Motley	188 Yards, 11 Att.
09/24/1950	at Baltimore Colts	Ken Carpenter	100 Yards, 3 Att.

RECORDS

300-Yard Passing Games

Date	Opponent	Player	Yards, Comp., Att.
12/12/2000	vs. Philadelphia Eagles	Doug Pederson	309 Yards, 29 Comp., 40 Att.
09/17/2000	vs. Pittsburgh Steelers	Tim Couch	316 Yards, 23 Comp., 31 Att.
12/24/1995	at Jacksonville Jaguars	Vinny Testaverde	325 Yards, 28 Comp., 45 Att.
12/03/1995	at San Diego Chargers	Vinny Testaverde	303 Yards, 28 Comp., 41 Att.
10/29/1995	at Cincinnati Bengals	Eric Zeier	310 Yards, 26 Comp., 46 Att.
12/12/1993	at Houston Oilers	Vinny Testaverde	319 Yards, 19 Comp., 37 Att.
11/21/1993	vs. Houston Oilers	Todd Philcox	316 Yards, 22 Comp., 47 Att.
11/15/1992	vs. San Diego Chargers	Mike Tomczak	322 Yards, 18 Comp., 32 Att.
12/22/1991	at Pittsburgh Steelers	Bernie Kosar	335 Yards, 28 Comp., 49 Att.
10/08/1990	at Denver Broncos	Bernie Kosar	318 Yards, 24 Comp., 38 Att.
12/10/1989	at Indianapolis Colts	Bernie Kosar	353 Yards, 26 Comp., 40 Att.
12/18/1988	vs. Houston Oilers	Don Strock	326 Yards, 25 Comp., 42 Att.
12/04/1988	vs. Dallas Cowboys	Bernie Kosar	308 Yards, 19 Comp., 27 Att.
10/23/1988	at Phoenix Cardinals	Bernie Kosar	314 Yards, 25 Comp., 43 Att.
01/17/1988	at Denver Broncos (playoffs)	Bernie Kosar	356 Yards, 26 Comp., 41 Att.
11/15/1987	vs. Buffalo Bills	Bernie Kosar	346 Yards, 24 Comp., 34 Att.
09/13/1987	at New Orleans Saints	Bernie Kosar	314 Yards, 28 Comp., 39 Att.
01/03/1987	vs. New York Jets (playoffs)	Bernie Kosar	489 Yards, 33 Comp., 64 Att.
11/23/1986	vs. Pittsburgh Steelers	Bernie Kosar	414 Yards, 28 Comp., 46 Att.
11/10/1986	vs. Miami Dolphins	Bernie Kosar	401 Yards, 32 Comp., 50 Att.
10/21/1984	at Cincinnati Bengals	Paul McDonald	300 Yards, 27 Comp., 47 Att.
10/07/1984	vs. New England Patriots	Paul McDonald	320 Yards, 23 Comp., 37 Att.
11/27/1983	vs. Baltimore Colts	Brian Sipe	313 Yards, 20 Comp., 33 Att.
10/16/1983	at Pittsburgh Steelers	Brian Sipe	310 Yards, 27 Comp., 49 Att.
10/02/1983	vs. Seattle Seahawks	Brian Sipe	310 Yards, 25 Comp., 40 Att.
09/25/1983	at San Diego Chargers	Brian Sipe	327 Yards, 27 Comp., 44 Att.
01/02/1983	at Pittsburgh Steelers	Paul McDonald	313 Yards, 22 Comp., 47 Att.
12/05/1982	vs. San Diego Chargers	Brian Sipe	338 Yards, 33 Comp., 48 Att.
10/25/1981	vs. Baltimore Colts	Brian Sipe	444 Yards, 30 Comp., 41 Att.
09/07/1981	vs. San Diego Chargers	Brian Sipe	375 Yards, 31 Comp., 57 Att.
12/21/1980	at Cincinnati Bengals	Brian Sipe	308 Yards, 24 Comp., 44 Att.
12/07/1980	vs. New York Jets	Brian Sipe	340 Yards, 30 Comp., 41 Att.
11/23/1980	vs. Cincinnati Bengals	Brian Sipe	310 Yards, 27 Comp., 36 Att.
10/26/1980	vs. Pittsburgh Steelers	Brian Sipe	349 Yards, 28 Comp., 46 Att.
10/19/1980	vs. Green Bay Packers	Brian Sipe	391 Yards, 24 Comp., 39 Att.
09/28/1980	at Tampa Bay Buccaneers	Brian Sipe	318 Yards, 22 Comp., 32 Att.
11/25/1979	at Pittsburgh Steelers	Brian Sipe	333 Yards, 23 Comp., 38 Att.
11/18/1979	vs. Miami Dolphins	Brian Sipe	358 Yards, 23 Comp., 42 Att.
10/07/1979	vs. Pittsburgh Steelers	Brian Sipe	351 Yards, 22 Comp., 41 Att.
09/02/1979	at New York Jets	Brian Sipe	302 Yards, 21 Comp., 36 Att.
11/19/1978	at Baltimore Colts	Brian Sipe	309 Yards, 15 Comp., 22 Att.
09/27/1970	at San Francisco 49ers	Bill Nelsen	308 Yards, 14 Comp., 25 Att.
10/13/1968	vs. St. Louis Cardinals	Bill Nelsen	312 Yards, 17 Comp., 39 Att.
12/17/1966	at St. Louis Cardinals	Frank Ryan	367 Yards, 17 Comp., 30 Att.
12/04/1966	vs. New York Giants	Frank Ryan	326 Yards, 16 Comp., 27 Att.
09/15/1963	vs. Washington Redskins	Frank Ryan	334 Yards, 21 Comp., 31 Att.

300-Yard Passing Games

Date	Opponent	Player	Yards, Comp., Att.
10/21/1962	at St. Louis Cardinals	Jim Ninowski	339 Yards, 19 Comp., 29 Att.
09/17/1961	at Philadelphia Eagles	Milt Plum	329 Yards, 18 Comp., 30 Att.
11/20/1960	at Pittsburgh Steelers	Milt Plum	328 Yards, 23 Comp., 37 Att.
10/02/1960	vs. Pittsburgh Steelers	Milt Plum	308 Yards, 10 Comp., 14 Att.
11/17/1957	at Washington Redskins	Tom O'Connell	349 Yards, 16 Comp., 24 Att.
11/27/1955	at New York Giants	Otto Graham	319 Yards, 17 Comp., 31 Att.
10/10/1953	vs. Philadelphia Eagles	Otto Graham	328 Yards, 20 Comp., 30 Att.
10/04/1953	at Chicago Cardinals	Otto Graham	310 Yards, 15 Comp., 22 Att.
10/04/1952	at Pittsburgh Steelers	Otto Graham	401 Yards, 21 Comp., 49 Att.
12/10/1950	at Washington Redskins	Otto Graham	321 Yards, 23 Comp., 32 Att.
10/15/1950	vs. Chicago Cardinals	Otto Graham	369 Yards, 22 Comp., 35 Att.
09/16/1950	at Philadelphia Eagles	Otto Graham	346 Yards, 21 Comp., 38 Att.



Milt Plum

RECORDS

100-Yard Receiving Games

Date	Opponent	Player	Yards, Rec.
12/10/2000	vs. Philadelphia Eagles	David Patten	103 Yards, 7 Rec.
10/29/2000	vs. Cincinnati Bengals	Kevin Johnson	102 Yards, 6 Rec.
10/01/2000	vs. Baltimore Ravens	David Patten	113 Yards, 7 Rec.
12/19/1999	vs. Jacksonville Jaguars	Darrin Chiaverini	108 Yards, 10 Rec.
12/12/1999	at Cincinnati Bengals	Kevin Johnson	135 Yards, 7 Rec.
10/03/1999	vs. New England Patriots	Kevin Johnson	131 Yards, 6 Rec.
12/24/1995	at Jacksonville Jaguars	Michael Jackson	130 Yards, 7 Rec.
11/19/1995	vs. Green Bay Packers	Keenan McCardell	102 Yards, 4 Rec.
10/29/1995	at Cincinnati Bengals	Andre Rison	173 Yards, 7 Rec.
10/22/1995	vs. Jacksonville Jaguars	Rico Smith	106 Yards, 6 Rec.
10/02/1995	vs. Buffalo Bills	Andre Rison	126 Yards, 6 Rec.
01/01/1995	vs. New England Patriots (playoffs)	Michael Jackson	122 Yards, 7 Rec.
12/04/1994	vs. New York Giants	Derrick Alexander	171 Yards, 7 Rec.
10/02/1994	vs. New York Jets	Derrick Alexander	105 Yards, 7 Rec.
09/18/1994	vs. Arizona Cardinals	Derrick Alexander	136 Yards, 6 Rec.
01/02/1994	at Pittsburgh Steelers	Mark Carrier	118 Yards, 4 Rec.
12/12/1993	at Houston Oilers	Eric Metcalf	101 Yards, 5 Rec.
11/21/1993	vs. Houston Oilers	Mark Carrier	123 Yards, 7 Rec.
10/24/1993	vs. Pittsburgh Steelers	Michael Jackson	106 Yards, 2 Rec.
09/13/1993	vs. San Francisco 49ers	Michael Jackson	105 Yards, 5 Rec.
11/15/1992	vs. San Diego Chargers	Lawyer Tillman	148 Yards, 8 Rec.
09/20/1992	at Los Angeles Raiders	Eric Metcalf	177 Yards, 5 Rec.
12/22/1991	at Pittsburgh Steelers	Webster Slaughter	138 Yards, 11 Rec.
11/17/1991	at Houston Oilers	Leroy Hoard	107 Yards, 10 Rec.
11/03/1991	at Cincinnati Bengals	Webster Slaughter	107 Yards, 5 Rec.
09/15/1991	vs. Cincinnati Bengals	Webster Slaughter	107 Yards, 8 Rec.
12/30/1990	at Cincinnati Bengals	Webster Slaughter	115 Yards, 6 Rec.
11/18/1990	vs. Houston Oilers	Webster Slaughter	104 Yards, 6 Rec.
10/08/1990	at Denver Broncos	Webster Slaughter	123 Yards, 7 Rec.
01/06/1990	vs. Buffalo Bills (playoffs)	Webster Slaughter	114 Yards, 3 Rec.
12/17/1989	vs. Minnesota Vikings	Reggie Langhorne	140 Yards, 6 Rec.
12/10/1989	at Indianapolis Colts	Webster Slaughter	152 Yards, 6 Rec.
10/29/1989	vs. Houston Oilers	Webster Slaughter	184 Yards, 4 Rec.
10/23/1989	vs. Chicago Bears	Webster Slaughter	186 Yards, 8 Rec.
10/15/1989	vs. Pittsburgh Steelers	Webster Slaughter	106 Yards, 7 Rec.
12/18/1988	vs. Houston Oilers	Webster Slaughter	136 Yards, 6 Rec.
10/30/1988	vs. Cincinnati Bengals	Clarence Weathers	140 Yards, 7 Rec.
01/17/1988	at Denver Broncos (playoffs)	Earnest Byner	120 Yards, 7 Rec.
12/20/1987	at Los Angeles Raiders	Webster Slaughter	115 Yards, 7 Rec.
12/13/1987	vs. Cincinnati Bengals	Webster Slaughter	119 Yards, 5 Rec.
10/18/1987	at Cincinnati Bengals	Brian Brennan	139 Yards, 10 Rec.
01/03/1987	vs. New York Jets (playoffs)	Ozzie Newsome	114 Yards, 6 Rec.
12/21/1986	vs. San Diego Chargers	Brian Brennan	176 Yards, 7 Rec.
11/23/1986	vs. Pittsburgh Steelers	Webster Slaughter	134 Yards, 6 Rec.
10/05/1986	at Pittsburgh Steelers	Reggie Langhorne	108 Yards, 4 Rec.
09/14/1986	at Houston Oilers	Reggie Langhorne	115 Yards, 3 Rec.

100-Yard Receiving Games

Date	Opponent	Player	Yards, Rec.
10/13/1985	at Houston Oilers	Clarence Weathers	146 Yards, 3 Rec.
10/06/1985	vs. New England Patriots	Brian Brennan	104 Yards, 7 Rec.
11/25/1984	vs. Houston Oilers	Ozzie Newsome	102 Yards, 10 Rec.
10/14/1984	vs. New York Jets	Ozzie Newsome	191 Yards, 14 Rec.
10/07/1984	vs. New England Patriots	Duriel Harris	136 Yards, 8 Rec.
09/16/1984	vs. Denver Broncos	Duriel Harris	104 Yards, 5 Rec.
11/27/1983	vs. Baltimore Colts	Ozzie Newsome	108 Yards, 8 Rec.
10/16/1983	at Pittsburgh Steelers	Ozzie Newsome	103 Yards, 9 Rec.
09/25/1983	at San Diego Chargers	Dave Logan	121 Yards, 8 Rec.
01/02/1983	at Pittsburgh Steelers	Ozzie Newsome	123 Yards, 9 Rec.
01/02/1983	at Pittsburgh Steelers	Ricky Feacher	109 Yards, 7 Rec.
01/08/1983	at Los Angeles Raiders (playoffs)	Ricky Feacher	124 Yards, 4 Rec.
12/05/1982	vs. San Diego Chargers	Ozzie Newsome	140 Yards, 10 Rec.
09/19/1982	vs. Philadelphia Eagles	Ozzie Newsome	122 Yards, 8 Rec.
12/20/1981	at Seattle Seahawks	Dave Logan	101 Yards, 5 Rec.
10/25/1981	vs. Baltimore Colts	Greg Pruitt	104 Yards, 9 Rec.
10/18/1981	vs. New Orleans Saints	Greg Pruitt	113 Yards, 7 Rec.
10/11/1981	at Pittsburgh Steelers	Ozzie Newsome	120 Yards, 5 Rec.
12/07/1980	vs. New York Jets	Reggie Rucker	108 Yards, 5 Rec.
10/26/1980	vs. Pittsburgh Steelers	Dave Logan	131 Yards, 8 Rec.
09/21/1980	vs. Kansas City Chiefs	Charles White	100 Yards, 7 Rec.
11/25/1979	at Pittsburgh Steelers	Dave Logan	135 Yards, 7 Rec.
11/18/1979	vs. Miami Dolphins	Reggie Rucker	177 Yards, 9 Rec.
11/04/1979	at Philadelphia Eagles	Reggie Rucker	106 Yards, 5 Rec.
09/02/1979	at New York Jets	Dave Logan	115 Yards, 6 Rec.
11/19/1978	at Baltimore Colts	Reggie Rucker	123 Yards, 6 Rec.
11/19/1978	at Baltimore Colts	Calvin Hill	113 Yards, 3 Rec.
11/05/1978	at Houston Oilers	Ozzie Newsome	124 Yards, 4 Rec.
09/03/1978	vs. San Francisco 49ers	Reggie Rucker	113 Yards, 3 Rec.
11/13/1977	at Pittsburgh Steelers	Reggie Rucker	104 Yards, 4 Rec.
10/03/1976	vs. Cincinnati Bengals	Reggie Rucker	141 Yards, 9 Rec.
12/14/1975	vs. Kansas City Chiefs	Reggie Rucker	130 Yards, 6 Rec.
11/23/1975	vs. Cincinnati Bengals	Greg Pruitt	106 Yards, 7 Rec.
10/27/1974	vs. Denver Broncos	Hugh McKinnis	111 Yards, 6 Rec.
10/01/1972	vs. Cincinnati Bengals	Frank Pitts	105 Yards, 4 Rec.
12/05/1971	vs. Cincinnati Bengals	Frank Pitts	103 Yards, 5 Rec.
11/14/1971	at Kansas City Chiefs	Frank Pitts	129 Yards, 5 Rec.
10/10/1971	vs. Pittsburgh Steelers	Milt Morin	126 Yards, 8 Rec.
11/22/1970	vs. Houston Oilers	Chip Glass	102 Yards, 3 Rec.
09/27/1970	at San Francisco 49ers	Fair Hooker	157 Yards, 4 Rec.
12/14/1969	at St. Louis Cardinals	Paul Warfield	119 Yards, 4 Rec.
11/30/1969	at Chicago Bears	Gary Collins	126 Yards, 6 Rec.
11/16/1969	at Pittsburgh Steelers	Paul Warfield	132 Yards, 5 Rec.
11/02/1969	vs. Dallas Cowboys	Milt Morin	101 Yards, 7 Rec.
10/18/1969	vs. Pittsburgh Steelers	Gary Collins	103 Yards, 7 Rec.
10/05/1969	vs. Detroit Lions	Paul Warfield	106 Yards, 7 Rec.

RECORDS

100-Yard Receiving Games

Date	Opponent	Player	Yards, Rec.
12/14/1968	at St. Louis Cardinals	Paul Warfield	104 Yards, 3 Rec.
12/08/1968	at Washington Redskins	Milt Morin	133 Yards, 6 Rec.
12/01/1968	vs. New York Giants	Paul Warfield	137 Yards, 6 Rec.
11/24/1968	vs. Philadelphia Eagles	Milt Morin	108 Yards, 2 Rec.
11/17/1968	at Pittsburgh Steelers	Milt Morin	103 Yards, 5 Rec.
11/10/1968	vs. New Orleans Saints	Paul Warfield	107 Yards, 5 Rec.
11/10/1968	vs. New Orleans Saints	Leroy Kelly	104 Yards, 3 Rec.
10/13/1968	vs. St. Louis Cardinals	Milt Morin	151 Yards, 8 Rec.
10/29/1967	at New York Giants	Paul Warfield	126 Yards, 5 Rec.
10/22/1967	vs. Chicago Bears	Gary Collins	106 Yards, 7 Rec.
10/01/1967	at New Orleans Saints	Paul Warfield	107 Yards, 4 Rec.
12/17/1966	at St. Louis Cardinals	Paul Warfield	161 Yards, 6 Rec.
12/17/1966	at St. Louis Cardinals	Gary Collins	126 Yards, 5 Rec.
12/04/1966	vs. New York Giants	Gary Collins	120 Yards, 5 Rec.
11/14/1965	vs. New York Giants	Ernie Green	160 Yards, 7 Rec.
11/07/1965	vs. Philadelphia Eagles	Gary Collins	128 Yards, 8 Rec.
10/31/1965	vs. Minnesota Vikings	Gary Collins	116 Yards, 4 Rec.
10/24/1965	at New York Giants	Gary Collins	121 Yards, 3 Rec.
09/26/1965	vs. St. Louis Cardinals	Gary Collins	116 Yards, 6 Rec.
12/12/1964	at New York Giants	Paul Warfield	103 Yards, 5 Rec.
11/22/1964	at Green Bay Packers	Paul Warfield	126 Yards, 7 Rec.
10/04/1964	vs. Dallas Cowboys	Paul Warfield	123 Yards, 5 Rec.
09/20/1964	vs. St. Louis Cardinals	Gary Collins	105 Yards, 6 Rec.
12/27/1964	vs. Baltimore Colts (playoffs)	Gary Collins	130 Yards, 5 Rec.
12/01/1963	at St. Louis Cardinals	Gary Collins	100 Yards, 4 Rec.
09/15/1963	vs. Washington Redskins	Jim Brown	100 Yards, 3 Rec.
12/02/1962	at Dallas Cowboys	Rich Kreitling	125 Yards, 7 Rec.
10/21/1962	at St. Louis Cardinals	Ray Renfro	152 Yards, 6 Rec.
11/26/1961	vs. New York Giants	Ray Renfro	166 Yards, 7 Rec.
10/15/1961	vs. Green Bay Packers	Ray Renfro	100 Yards, 7 Rec.
09/17/1961	at Philadelphia Eagles	Ray Renfro	104 Yards, 4 Rec.
12/15/1960	at New York Giants	Bobby Mitchell	133 Yards, 9 Rec.
11/20/1960	at Pittsburgh Steelers	Gern Nagler	177 Yards, 10 Rec.
10/02/1960	vs. Pittsburgh Steelers	Rich Kreitling	157 Yards, 3 Rec.
11/22/1959	vs. Pittsburgh Steelers	Ray Renfro	161 Yards, 5 Rec.
10/25/1959	vs. Washington Redskins	Bobby Mitchell	107 Yards, 3 Rec.
11/30/1958	vs. Washington Redskins	Ray Renfro	100 Yards, 3 Rec.
11/16/1958	at Washington Redskins	Preston Carpenter	115 Yards, 4 Rec.
10/26/1958	at Chicago Cardinals	Ray Renfro	108 Yards, 5 Rec.
10/05/1958	at Pittsburgh Steelers	Preston Carpenter	131 Yards, 7 Rec.
12/15/1957	at New York Giants	Ray Renfro	130 Yards, 4 Rec.
12/01/1957	vs. Chicago Cardinals	Ray Renfro	109 Yards, 3 Rec.
11/17/1957	at Washington Redskins	Darrel Brewster	124 Yards, 6 Rec.
11/17/1957	at Washington Redskins	Ray Renfro	113 Yards, 4 Rec.
11/17/1957	at Washington Redskins	Preston Carpenter	112 Yards, 6 Rec.
11/03/1957	vs. Washington Redskins	Darrel Brewster	103 Yards, 5 Rec.

100-Yard Receiving Games

Date	Opponent	Player	Yards, Rec.
10/13/1957	vs. Philadelphia Eagles	Darrel Brewster	105 Yards, 4 Rec.
11/11/1956	vs. Baltimore Colts	Ray Renfro	100 Yards, 5 Rec.
12/11/1955	vs. Chicago Cardinals	Ray Renfro	110 Yards, 6 Rec.
11/27/1955	at New York Giants	Ray Renfro	130 Yards, 5 Rec.
11/27/1955	at New York Giants	Darrel Brewster	107 Yards, 5 Rec.
10/16/1955	at Washington Redskins	Darrel Brewster	109 Yards, 6 Rec.
10/09/1955	vs. Philadelphia Eagles	Dante Lavelli	108 Yards, 6 Rec.
12/05/1954	at Washington Redskins	Dante Lavelli	128 Yards, 5 Rec.
11/28/1954	at New York Giants	Darrel Brewster	126 Yards, 8 Rec.
11/07/1954	vs. Washington Redskins	Darrel Brewster	114 Yards, 7 Rec.
10/17/1954	at Pittsburgh Steelers	Dante Lavelli	134 Yards, 7 Rec.
12/13/1953	at Philadelphia Eagles	Darrel Brewster	103 Yards, 5 Rec.
12/06/1953	vs. New York Giants	Darrel Brewster	182 Yards, 7 Rec.
11/29/1953	vs. Chicago Cardinals	Ray Renfro	105 Yards, 4 Rec.
11/15/1953	vs. San Francisco 49ers	Dante Lavelli	137 Yards, 6 Rec.
10/10/1953	vs. Philadelphia Eagles	Darrel Brewster	122 Yards, 6 Rec.
10/04/1953	at Chicago Cardinals	Dante Lavelli	137 Yards, 4 Rec.
12/14/1952	at New York Giants	Harry Jagade	103 Yards, 4 Rec.
11/30/1952	at Washington Redskins	Dante Lavelli	106 Yards, 5 Rec.
11/23/1952	vs. Philadelphia Eagles	Mac Speedie	156 Yards, 7 Rec.
11/16/1952	vs. Pittsburgh Steelers	Dante Lavelli	107 Yards, 6 Rec.
11/09/1952	vs. Chicago Cardinals	Mac Speedie	157 Yards, 11 Rec.
10/19/1952	at Philadelphia Eagles	Dub Jones	121 Yards, 6 Rec.
10/12/1952	vs. New York Giants	Mac Speedie	161 Yards, 8 Rec.
11/25/1951	vs. Chicago Bears	Mac Speedie	144 Yards, 6 Rec.
10/27/1951	vs. New York Giants	Dub Jones	116 Yards, 7 Rec.
09/30/1951	at San Francisco 49ers	Dub Jones	143 Yards, 5 Rec.
12/10/1950	at Washington Redskins	Dub Jones	161 Yards, 10 Rec.
10/15/1950	vs. Chicago Cardinals	Dante Lavelli	131 Yards, 6 Rec.
10/15/1950	vs. Chicago Cardinals	Mac Speedie	106 Yards, 6 Rec.
09/24/1950	at Baltimore Colts	Dante Lavelli	115 Yards, 5 Rec.
09/16/1950	at Philadelphia Eagles	Mac Speedie	109 Yards, 7 Rec.
12/24/1950	vs. Los Angeles Rams (playoffs)	Dante Lavelli	128 Yards, 11 Rec.

RECORDS

The Last Time (Regular Season)

Punt Returned For a TD

By Browns Eric Metcalf, 73 yards (10/23/1994 vs. Cincinnati Bengals)
By Opponent Craig Yeast, 81 yards (12/12/1999 vs. Cincinnati Bengals)

Kickoff Returned For a TD

By Browns Randy Baldwin, 85 yards (09/04/1994 at Cincinnati Bengals)
By Opponent Dennis Gentry, 91 yards (09/07/1986 at Chicago Bears)

Interception Returned For a TD

By Browns Percy Ellsworth, 33 yards (11/19/2000 at Tennessee Titans)
By Opponent Billy Jenkins, 36 yards (10/15/2000 at Denver Broncos)

Fumble Returned For a TD

By Browns Stevon Moore, 22 yards (09/05/1993 vs. Cincinnati Bengals)
By Opponent Robert Blackmon, 5 yards (11/14/1993 at Seattle Seahawks)

Punt Blocked

By Browns James Williams (10/10/1999 vs. Cincinnati Bengals)
By Opponent Bubba McDowell (11/21/1993 vs. Houston Oilers)

Shutout Scored

By Browns Cleveland 32, Arizona 0 (09/18/1994)
By Opponent Tennessee 24, Cleveland 0 (12/17/2000)

PAT Unsuccessful

By Browns Phil Dawson (11/07/1999 vs. Baltimore Ravens)
By Opponent Kris Brown (09/12/1999 vs. Pittsburgh Steelers)

Field Goal Blocked

By Browns Orpheus Roye (09/10/2000 at Cincinnati Bengals)
By Opponent Eric Thomas (11/03/1991 at Cincinnati Bengals)

Safety Scored

By Browns Anthony Pleasant (11/14/1993 at Seattle Seahawks)
By Opponent Holding penalty against Cleveland in end zone (10/29/2000 vs. Cincinnati Bengals)

100 Yards Rushing

By Browns Earnest Byner, 121 yards (12/17/1995 vs. Cincinnati Bengals)
By Opponent Eddie George, 176 yards (12/17/2000 vs. Tennessee Titans)

400 Yards Passing

By Browns Bernie Kosar, 414 yards (28 of 46) (11/23/1986 vs. Pittsburgh Steelers)
By Opponent Warren Moon, 414 yards (32 of 51) (12/23/1989 at Houston Oilers)

500 Yards Total Offense

By Browns 536 yards (11/23/1986 vs. Pittsburgh Steelers)
By Opponent 521 yards (01/02/1983 at Pittsburgh Steelers)



EXTRA POINTS

Cleveland Browns Stadium

Cleveland Browns Stadium is a state-of-the-art facility, which was constructed as the home of the Cleveland Browns. The Stadium was built on the site of Cleveland Municipal Stadium, with the groundbreaking ceremony taking place on May 15, 1997. The project was completed on Aug. 1, 1999, and the first game ever at Cleveland Browns Stadium took place Aug. 21, 1999 between the Cleveland Browns and Minnesota Vikings.

The Stadium was built at an estimated cost of \$290 million and was financed with funds from the city, state, county, Regional Transit Authority, the Cleveland Browns and a loan from Cleveland Tomorrow. The Stadium was designed by the architectural firm HOK Sports Facilities Group, while Huber, Hunt & Nichols served as the construction manager for the project.

Cleveland Browns Stadium has a seating capacity of over 73,200 and features 147 Luxury Suites, 8,754 Club Seats and 10,644 Dawg Pound Seats. The Stadium features the largest and most capable video screens in any NFL Stadium. The Prostar VideoPlus display boards are located behind each end zone and measure approximately 27 feet high by 94 feet wide.



Stadium Facts

- Architect: HOK Sports Facilities Groups.
- Construction Manager: Huber, Hunt & Nichols.
- Seating Capacity: over 73,200.
 - 8,754 Club seats.
 - 10,644 Dawg Pound seats (bleacher seating).
 - 147 Luxury suites.
- ADA Seating: Capable of providing over 1,436 wheelchair-accessible seats.
- Cost: In excess of \$290 million with contributions from the city, state, county, Regional Transit Authority, Cleveland Browns and Cleveland Tomorrow.

Cleveland Browns Stadium

- Gridiron Square Dining, Retail and Entertainment Area: A 12,000 square foot area that includes the Team Shop, The Grille and the Pepsi Cleveland Browns Hall of Fame Museum.
- Groundbreaking: May 15, 1997.
- Scoreboards: Cleveland Browns Stadium features the largest and most capable video screens in any NFL Stadium. The Prostar VideoPlus display boards are located behind each end zone and measure approximately 27 feet high by 94 feet wide. They are capable of displaying live video and instant replays, as well as game information, player and team statistics, advertising, graphics and animation in 16.7 million colors.
- Stadium Gates:
 - Cleveland Clinic Sports Health Gate – Southwest corner
 - National City Gate – Southeast corner
 - STERIS Gate – Northeast corner
 - CoreComm Gate – Northwest corner
- Playing Field: The field is a Kentucky Bluegrass irrigated field with a sand-soil root zone and an underground heating system containing nine boilers and 40 miles of underground piping. The heating system will keep the field from freezing and extend the growing season of the turf.

Inside the Numbers

- 12 Ticket windows.
- Six escalators, nine passenger elevators and two freight elevators.
- Seat widths: 19–21".
- Restrooms: 41 women's, 30 men's and 12 family. Fixtures include 900 toilets, 390 urinals and 200 sinks.
- Concession Stands: 41 permanent concession stands and 71 portable concession stands, with a total of 567 points of sale (which exceeds the industry standard of one point of sale per every 200 guests).
- The Browns locker room is 11,000 square feet and the Stadium features two visiting team locker rooms each being 5,600 square feet and one officials' locker room at 1,600 square feet.
- Two OfficeMax Club Lounges located on the North (28,000 square feet) and South (30,000 square feet) sides of the Stadium.
- Stadium lighting system features 592 light fixtures, 528 1,500 watt conventional metal halide fixtures with an additional 64 1,500 watt double-ended hot-restart fixtures.
- 640 speakers (435,000 watt audio system) in the seating bowl.
- 24,703 trees, plants and flowers.
- There are 2,475,000 ft. (469 miles) of telecommunications, security, broadcast and audio system cable.
- Footprint: 31 acre site.
- Facility Area: 1.64 million square feet.
- The Stadium is a concrete and glass structure. Precast concrete and cast in-place was used for upper concourse. Natural stone accents were used at the base of the Stadium.
- The concrete superstructure used more than 600 truckloads of concrete, which is equivalent to 60,000 yards, 1,620,000 cubic feet, with a weight of approximately 235,000,000 pounds.
- Superstructure contains 5,300 tons, or 10,600,000 pounds of reinforced steel.
- There are over 771,400 square feet of masonry walls.
- More than 829,100 construction masonry units were laid, and over 50,500 ground face units.
- The base course of the Stadium is made of over 14,500 square feet of granite.

EXTRA POINTS

Cleveland Browns Stadium

- 1,200 tons of coolant using air chillers and glycol chilled water.
- 11.65 miles of plumbing pipe includes storm, sanitary, vent, water and gas piping.
- Plumbing system contains two 2,500 gallon storage tanks.
- Almost 700 pieces of heating, ventilation and air conditioning equipment include 100 electric baseboard heaters, 167 electric cabinet heaters, 233 electric unit heaters and 194 fan cooling units.
- Total linear feet of railing – 56,186.
- Number of rolling doors – 30.
- Field has been designed to accommodate international soccer as well, with dimensions of 69 yards by 114 yards.
- State-of-the-art press box seats more than 250 media personnel and is located on the South side of the Stadium.
- Stadium dimensions: 933 feet wide, 695 feet long, 171 feet high.



Cleveland Browns Stadium

Training and Administrative Complex

The Cleveland Browns Training and Administrative Complex is located in Berea, Ohio, on 13 acres of land. The facilities include a recently remodeled administration building of 76,000 sq. ft., a field house of 60,000 sq. ft. with a 70-yard field, three regulation-size natural grass practice fields and a field maintenance building. The building originally opened in August 1991 and was renovated in the spring of 1999 to accommodate the return of the Browns. Renovations include a new owner's suite, new practice fields, a new fenced in parking lot and refurbished offices and meeting rooms.

Some state-of-the-art training features include a 5,400 sq. ft. weight room, a 3,100 sq. ft. training room – including a 840 sq. ft. hydrotherapy room with cold pool, three whirlpools, sauna and a rehabilitative exercise "Swimex" pool. The facility also boasts a 1,280 sq. ft. team meeting room with 102 theater seats, individual meeting rooms for position meetings, a 2,700 sq. ft. players' locker room with 61 permanent lockers and room for accommodating temporary lockers and a restaurant-style kitchen for meal preparation.



2001 Training Camp

The Cleveland Browns begin preparations for the 2001 season by officially opening training camp on July 27 at the club's training and administrative complex in Berea, Ohio. Training camp practices conclude on Aug. 17.

All practices are open to the public free of charge. Fans can park in the team-owned parking lot across the street from the team's facility or in legal parking spaces on surrounding streets.

Fan/Media Parking Directions

From North: Take I-71 South to Route 237. Follow Route 237 South to Eastland Road. Turn left onto Eastland Road and continue to Lou Groza Boulevard (formerly First Avenue). Turn right onto Lou Groza Boulevard, the Browns training facility is on the left. Fan/Media parking is across the street from the training facility on the right.

From South: Take I-71 North to the Bagley Road, Exit 235. Take Bagley Road left heading west to Front Street. Turn right on Front Street and continue to Lou Groza Boulevard (First Avenue). Turning right onto Lou Groza Boulevard, the Browns training facility is on the right. Fan/Media parking is across the street from the training facility on the left.

From East: Take I-480 West to Route 237 South. Follow Route 237 South to Eastland Road. Turn left onto Eastland Road and continue to Lou Groza Boulevard (First Avenue). Turn right onto Lou Groza Boulevard, the Browns training facility is on the left. Fan/Media parking is across the street from the training facility on the right.

From West: Take I-480 East to Grayton Road. Right on Grayton Road and continue to Brookpark Road. Turn left onto Brookpark Road to Route 237 South. Right on Route 237 South and follow to Eastland Road. Turn left onto Eastland Road and continue to Lou Groza Boulevard (First Avenue). Turn right onto Lou Groza Boulevard, the Browns training facility is on the left. Fan/Media parking is across the street from the training facility on the right.

Cleveland Browns Training Camp History

The training and administrative complex is host to the Browns 2001 training camp, which marks the seventh time (1992-95, 1999-2001) the Browns have conducted training camp at the facility.

Bowling Green State University	1946-51
Hiram College	1952-74
Kent State University.....	1975-81
Lakeland Community College	1982-91
Berea	1992-95, 1999-2001

EXTRA POINTS

Cleveland Browns Local Television

The Cleveland Browns awarded local television broadcast rights to WKYC-TV 3. The NBC affiliate broadcasts all of the Browns' pre-season games and also produces a weekly coach's show and Sunday pre-game and post-game shows.

Pre-season Television Announcers

The announcing team for Cleveland Browns pre-season games on WKYC-TV 3 consists of Don Criqui and Todd Blackledge. Criqui, a veteran sports announcer, provides play-by-play coverage and Blackledge, a former NFL quarterback, adds color commentary for the Browns games on TV 3.

Criqui rejoined NFL coverage on CBS in 1998, doing play-by-play. Previously, he had worked at CBS Sports for 12 years and with NBC Sports for 19 years. Criqui joined NBC Sports as a football play-by-play announcer in 1979. In 1992, he served as host of NBC/Cablevision's pay-per-view coverage of the Summer Olympics from Barcelona, Spain. He has called Notre Dame football, NBA, golf, auto racing and 14 Orange Bowl games. Criqui has hosted Wimbledon, World Cup soccer and called play-by-play for NBC Radio's coverage of the NFL and Super Bowls XX and XXI.

Blackledge, a seven-year National Football League veteran and former Penn State starting quarterback, joined CBS Sports in 1999 as lead analyst for college football coverage. He served as a football analyst for ABC Sports and ESPN from 1994-1998. In addition, Blackledge also worked Philadelphia Eagles preseason games for the Eagle TV Network. A native of Canton, Ohio, Blackledge and his family reside in the Akron/Canton area.

WKYC TV-3 Pre-season Programming

Browns Pre-Game Huddle

Pre-season Pre-Game Show

Aug. 11, Aug. 18, Aug. 24 and Aug. 31

Preseason Games

Green Bay Packers at Cleveland Browns: Saturday, Aug. 11 at 8:00 p.m.

Tampa Bay Buccaneers at Cleveland Browns: Saturday, Aug. 18 at 8:00 p.m.

Cleveland Browns at Washington Redskins: Friday, Aug. 24 at 8:00 p.m.

Cleveland Browns at Carolina Panthers: Friday, Aug. 31 at 8:00 p.m.

WKYC TV-3 Weekly Browns Programming

Progressive Auto Insurance Browns Tonight

Sundays at 11:30 p.m. (30 minutes) – 21 shows

Premieres Aug. 12

Inside the Huddle with Butch Davis

Mondays at 7:00 p.m. (30 minutes) – 22 shows

Premieres Aug. 6

Browns Pre-Game Huddle

Sundays at 11:30 a.m. (30 minutes) – 16 shows

Premieres Sept. 9



Cleveland Browns Radio Network

The Cleveland Browns awarded radio broadcast rights to Clear Channel Communications. WMJI-FM (105.7) is the flagship station of the Browns' radio network, and Browns-related programming is featured on other stations in the Clear Channel Communications family as well. The radio network includes nearly 40 affiliates and reaches Browns' fans in five different states.

The talent line-up for the Cleveland Browns Radio Network Broadcast Team features WKYC Channel 3 Sports Director Jim Donovan as the play-by-play announcer; former Browns offensive tackle Doug Dieken as analyst; WTAM Sports Director Mike Snyder as the host for all game day programming; WTAM Sports Anchor Casey Coleman as field and locker room reporter; and former Browns cornerback Hanford Dixon provides analysis on the pre-game show.

Donovan takes the game from kickoff to final play. Donovan began his Cleveland career in 1985 as weekend sports anchor for Channel 3 and handled play-by-play for NBC Sports' NFL games from 1987-97. In addition, he received an Emmy for "Browns '92: The Next Step" and for his report in 1990 on Bob Golic's farewell to the Cleveland Browns. Before coming to Cleveland, he provided play-by-play basketball and hockey coverage for the Satellite News Channel in Burlington, Vt. He also served for one season as play-by-play announcer for the Vermont Reds, a Cincinnati Reds minor league baseball team.

Dieken, a former Browns player and radio color talent, analyzes the action. Dieken played 14 seasons at left tackle for the Browns and is just one of 12 men in the history of the NFL to play in over 200 consecutive games. Following his retirement from football, Dieken became one of the voices of the Browns on the Cleveland Browns Radio Network sharing the microphone with Jim Mueller, Casey Coleman and the late Nev Chandler.

Snyder hosts all game day programming including pre-game, halftime and post-game. With over 20 years of sports broadcast experience, Snyder hosted the pre-game and halftime show on the Cleveland Browns Radio Network from 1986-89. He currently hosts the pre- and post-game and halftime shows for the NBA Cleveland Cavaliers and handles TV play-by-play for the WNBA Cleveland Rockers. Additionally, Snyder hosted the Cleveland Indians Radio Network pre-game show for two seasons.

Coleman covers all field, sideline and locker room reporting. Son of legendary Cleveland Browns football play-by-play announcer Ken Coleman, Casey is no stranger to sports. With almost 25 years of sports broadcasting under his belt, he brings two seasons (1994 and '95) of Cleveland Browns play-by-play experience with partner Doug Dieken and currently hosts "Tribe Insider", WTAM's Cleveland Indians pre-game show.

Dixon, a former number one draft pick of the Browns in 1981, provides analysis for the Countdown to Kickoff pre-game show. Dixon played cornerback for nine seasons with the Browns and totaled 26 career interceptions and was named All Pro in three occasions.



EXTRA POINTS

Cleveland Browns Radio Network

Radio Affiliates

Ohio

Akron	WAKR	1590 AM
Ashtabula	WFUN	970 AM
Athens	WATH	970 AM
Bucyrus	WQEL	92.7 FM
Cadiz	WC DK	106.3 FM
Canton	WHBC	1480 AM
Celina	WKKI	94.3 FM
Chillicothe	WFCB	94.3 FM
Columbus	WTVN	610 AM
Dayton	WONE/WIZE	980 AM/1340 AM
Defiance	WDFM	98.1 FM
Delaware	WDLR	1550 AM
Dover	WJER	1450 AM
E. Liverpool	WOHI	1490 AM
Findlay	WCKY	103.7 FM
Fredricktown/Mt. Vernon	WWBK	98.3 FM
Lima	WBUK	107.5 FM
Loudonville	WBZW	107.7 FM
Mansfield	WMAN	1400 AM
Marietta	WJAW	101 FM
Marion	WMRN	1490 AM
Newark	WHTH	790 AM
Portsmouth	WNXT	99.3 FM
Sandusky	WCPZ	100.9 FM
Toldeo	WIOT	104.7 FM
Wooster	WQKT/WKVX	104.5 FM/960 AM
Youngstown	WNCD	106 FM
Zanesville	WHIZ	102.5 FM/1240 AM

Kentucky

Lexington	WTKT	1580 AM
Louisa	WSAC	92.3 FM

New York

Hornell	WLEA	1480 AM
Olean	WMXO	101.5 FM
Rochester	WYSL	1040 AM

Pennsylvania

Erie	WFGO	94.7 FM
Greenville	WEXC	107 FM
Meadville	WAQM	104.5 FM

West Virginia

Wheeling	WBBD	1400 AM
----------	------	---------



Browns Backers Worldwide, the official fan club of the Cleveland Browns, is considered to be the largest organized fan club in all of professional sports with 258 Browns Backers Clubs encompassing over 20,000 worldwide members.

Browns Backers Clubs unite all Browns fans from across the world and team up to actively support and positively promote the Cleveland Browns. In addition to providing the best fan support, Clubs impact their local communities through numerous year-round charitable contributions.

As an official Browns Backer member, you will receive the most up-to-date information on our team, the opportunity to participate in special Browns ticket offers, attend a Browns Backers Day at Training Camp, along with several other exclusive benefits like private party invitations, official membership card and auto decal.

For more information on Browns Backers Worldwide, please visit www.clevelandbrowns.com or call the Browns at 440-891-5000.

GO BROWNS!!



EXTRA POINTS

2001 NFL PRE-SEASON SCHEDULE

HALL OF FAME WEEKEND—AUG. 2-6

Friday, Aug. 3

Pittsburgh at Atlanta7:30 p.m.

Saturday, Aug. 4

Dallas at Oakland6:00 p.m.

Cincinnati at Chicago7:00 p.m.

Monday, Aug. 6

St. Louis at Miami (Hall of Fame Game)7:00 p.m. (ABC)

WEEK 1 – AUG. 9-13

Bye: Pittsburgh

Friday, Aug. 10

Carolina at Jacksonville7:30 p.m.

Cincinnati at Detroit7:30 p.m.

New York Giants at New England8:00 p.m.

Saturday, Aug. 11

Atlanta at New York Jets8:00 p.m.

Chicago at Tennessee7:00 p.m.

Denver at Dallas8:00 p.m.

Green Bay at Cleveland8:00 p.m.

Minnesota at New Orleans (San Antonio, Texas)8:00 p.m. (ESPN)

Oakland at Arizona7:00 p.m.

San Francisco at San Diego7:00 p.m.

Seattle at Indianapolis7:00 p.m.

Sunday, Aug. 12

St. Louis at Buffalo7:30 p.m.

Washington at Kansas City7:30 p.m.

Monday, Aug. 13

Baltimore at Philadelphia7:30 p.m.

Miami at Tampa Bay8:00 p.m. (ESPN)

WEEK 2 – AUG. 16-20

Bye: Cincinnati

Thursday, Aug. 16

Jacksonville at New York Giants8:00 p.m. (ESPN)

Pittsburgh at Minnesota7:00 p.m.

Friday, Aug. 17

Atlanta at Washington8:00 p.m.

Tennessee at St. Louis7:00 p.m. (FOX)

Saturday, Aug. 18

Arizona at Seattle6:30 p.m.

Baltimore at New York Jets8:00 p.m. (CBS)

Chicago at Kansas City7:30 p.m.

Dallas at New Orleans7:00 p.m.

Detroit at Indianapolis7:00 p.m.

New England at Carolina7:30 p.m.

Philadelphia at Buffalo7:30 p.m.

San Diego at Miami7:00 p.m.

Tampa Bay at Cleveland8:00 p.m.

2001 NFL PRE-SEASON SCHEDULE

Sunday, Aug. 19

Oakland at San Francisco4:00 p.m.

Monday, Aug. 20

Denver at Green Bay7:00 p.m. (ABC)

WEEK 3 – AUG. 23-27**Bye: Atlanta****Thursday, Aug. 23**

Carolina at Baltimore7:30 p.m.

Kansas City at Jacksonville7:30 p.m.

Philadelphia at Tennessee7:00 p.m. (CBS)

Friday, Aug. 24

Cleveland at Washington8:00 p.m.

Indianapolis at Minnesota7:00 p.m. (FOX)

Saturday, Aug. 25

Arizona at Chicago7:00 p.m.

Buffalo at Cincinnati7:30 p.m.

Detroit at Pittsburgh1:00 p.m.

Miami at Green Bay7:00 p.m.

New England at Tampa Bay7:30 p.m.

New Orleans at Denver7:00 p.m.

New York Jets at New York Giants8:00 p.m.

St. Louis at San Diego7:00 p.m.

Seattle at San Francisco6:00 p.m.

Monday, Aug. 27

Oakland at Dallas (Mexico City, Mexico)7:00 p.m. (ABC)

WEEK 4 – AUG. 30-SEPT. 2**Bye: Chicago****Thursday, Aug. 30**

Buffalo at Pittsburgh7:30 p.m.

Indianapolis at Cincinnati7:30 p.m.

Jacksonville at Dallas7:30 p.m.

New York Jets at Philadelphia7:30 p.m.

Tennessee at Detroit7:30 p.m.

Washington at New England8:00 p.m.

Friday, Aug. 31

Cleveland at Carolina8:00 p.m.

Green Bay at Oakland6:00 p.m.

Kansas City at St. Louis7:00 p.m. (ESPN)

Minnesota at Miami7:00 p.m.

New York Giants at Baltimore12:00 p.m.

San Diego at Arizona7:00 p.m.

San Francisco at Denver7:00 p.m.

Tampa Bay at Atlanta7:30 p.m.

Saturday, Sept. 1

New Orleans at Seattle1:00 p.m.

EXTRA POINTS

2001 National Football League Schedule

(All Times Local)

FIRST WEEKEND

Sunday, Sept. 9

(Open Date: Arizona)

Atlanta at San Francisco	1:15 p.m.
Carolina at Minnesota	12:00 p.m.
Chicago at Baltimore	1:00 p.m.
Detroit at Green Bay	12:00 p.m.
Indianapolis at New York Jets	1:00 p.m.
New England at Cincinnati	1:00 p.m.
New Orleans at Buffalo	1:00 p.m.
Oakland at Kansas City	12:00 p.m.
Pittsburgh at Jacksonville	1:00 p.m.
St. Louis at Philadelphia	4:15 p.m.
Seattle at Cleveland	1:00 p.m.
Tampa Bay at Dallas	12:00 p.m.
Washington at San Diego	1:15 p.m.

Sunday Night, Sept. 9

Miami at Tennessee	7:30 p.m.
--------------------------	-----------

Monday, Sept. 10

New York Giants at Denver	7:00 p.m.
---------------------------------	-----------

SECOND WEEKEND

Sunday, Sept. 16

(Open Date: San Diego)

Arizona at Washington	1:00 p.m.
Atlanta at St. Louis	3:05 p.m.
Buffalo at Miami	1:00 p.m.
Cincinnati at Tennessee	12:00 p.m.
Dallas at Detroit	1:00 p.m.
Denver at Indianapolis	12:00 p.m.
Green Bay at New York Giants	1:00 p.m.
Jacksonville at Chicago	3:15 p.m.
Kansas City at Seattle	1:15 p.m.
New England at Carolina	1:00 p.m.
New York Jets at Oakland	1:15 p.m.
Philadelphia at Tampa Bay	1:00 p.m.
San Francisco at New Orleans	12:00 p.m.

Sunday Night, Sept. 16

Cleveland at Pittsburgh	8:30 p.m.
-------------------------------	-----------

Monday, Sept. 17

Minnesota at Baltimore	9:00 p.m.
------------------------------	-----------

THIRD WEEKEND

Sunday, Sept. 23

(Open Dates: New Orleans, Pittsburgh, Tampa Bay)

Baltimore at Cincinnati	1:00 p.m.
-------------------------------	-----------

2001 National Football League Schedule

Sunday, Sept. 23 (continued)

Buffalo at Indianapolis	12:00 p.m.
Carolina at Atlanta	1:00 p.m.
Detroit at Cleveland	1:00 p.m.
Minnesota at Chicago	12:00 p.m.
New York Giants at Kansas City	12:00 p.m.
New York Jets at New England	4:05 p.m.
Oakland at Miami	1:00 p.m.
Philadelphia at Seattle	1:15 p.m.
St. Louis at San Francisco	1:15 p.m.
San Diego at Dallas	12:00 p.m.
Tennessee at Jacksonville	1:00 p.m.

Sunday Night, Sept. 23

Denver at Arizona	5:30 p.m.
-------------------------	-----------

Monday, Sept. 24

Washington at Green Bay	8:00 p.m.
-------------------------------	-----------

Fourth Weekend**Sunday, Sept. 30****(Open Dates: Chicago, Detroit, Tennessee)**

Atlanta at Arizona	1:05 p.m.
Baltimore at Denver	2:15 p.m.
Cincinnati at San Diego	1:15 p.m.
Cleveland at Jacksonville	4:15 p.m.
Green Bay at Carolina	1:00 p.m.
Indianapolis at New England	1:00 p.m.
Kansas City at Washington	1:00 p.m.
Miami at St. Louis	12:00 p.m.
New Orleans at New York Giants	1:00 p.m.
Pittsburgh at Buffalo	1:00 p.m.
Seattle at Oakland	1:15 p.m.
Tampa Bay at Minnesota	12:00 p.m.

Sunday Night, Sept. 30

Dallas at Philadelphia	8:30 p.m.
------------------------------	-----------

Monday, Oct. 1

San Francisco at New York Jets	9:00 p.m.
--------------------------------------	-----------

Fifth Weekend**Sunday, Oct. 7****(Open Dates: Dallas, Indianapolis, Oakland)**

Arizona at Philadelphia	1:00 p.m.
Chicago at Atlanta	1:00 p.m.
Cincinnati at Pittsburgh	1:00 p.m.
Green Bay at Tampa Bay	4:15 p.m.
Jacksonville at Seattle	1:05 p.m.
Kansas City at Denver	2:05 p.m.
Minnesota at New Orleans	12:00 p.m.
New England at Miami	1:00 p.m.

EXTRA POINTS

2001 National Football League Schedule

Sunday, Oct. 7 (continued)

New York Jets at Buffalo	4:05 p.m.
San Diego at Cleveland	1:00 p.m.
Tennessee at Baltimore	1:00 p.m.
Washington at New York Giants	1:00 p.m.

Sunday Night, Oct. 7

Carolina at San Francisco	5:30 p.m.
---------------------------------	-----------

Monday, Oct. 8

St. Louis at Detroit	9:00 p.m.
----------------------------	-----------

SIXTH WEEKEND

Sunday, Oct. 14

(Open Dates: Buffalo, Jacksonville, Philadelphia)

Arizona at Chicago	12:00 p.m.
Baltimore at Green Bay	12:00 p.m.
Cleveland at Cincinnati	1:00 p.m.
Denver at Seattle	1:15 p.m.
Detroit at Minnesota	12:00 p.m.
Miami at New York Jets	4:15 p.m.
New Orleans at Carolina	1:00 p.m.
New York Giants at St. Louis	12:00 p.m.
Pittsburgh at Kansas City	12:00 p.m.
San Diego at New England	1:00 p.m.
San Francisco at Atlanta	1:00 p.m.
Tampa Bay at Tennessee	12:00 p.m.

Sunday Night, Oct. 14

Oakland at Indianapolis	7:30 p.m.
-------------------------------	-----------

Monday, Oct. 15

Washington at Dallas	8:00 p.m.
----------------------------	-----------

SEVENTH WEEKEND

Thursday, Oct. 18

(Open Dates: Miami, San Francisco, Seattle)

Buffalo at Jacksonville	8:30 p.m.
-------------------------------	-----------

Sunday, Oct. 21

Atlanta at New Orleans	12:00 p.m.
Baltimore at Cleveland	1:00 p.m.
Carolina at Washington	1:00 p.m.
Chicago at Cincinnati	1:00 p.m.
Dallas at Oakland	1:15 p.m.
Denver at San Diego	1:05 p.m.
Green Bay at Minnesota	3:15 p.m.
Kansas City at Arizona	1:00 p.m.
New England at Indianapolis	12:00 p.m.
Pittsburgh at Tampa Bay	1:00 p.m.
St. Louis at New York Jets	1:00 p.m.
Tennessee at Detroit	1:00 p.m.

2001 National Football League Schedule

Monday, Oct. 22

Philadelphia at New York Giants9:00 p.m.

EIGHTH WEEKEND**Sunday, Oct. 28****(Open Dates: Atlanta, Cleveland, Green Bay)**

Arizona at Dallas3:05 p.m.

Buffalo at San Diego1:15 p.m.

Cincinnati at Detroit1:00 p.m.

Indianapolis at Kansas City12:00 p.m.

Jacksonville at Baltimore1:00 p.m.

Miami at Seattle1:15 p.m.

Minnesota at Tampa Bay1:00 p.m.

New England at Denver2:15 p.m.

New Orleans at St. Louis12:00 p.m.

New York Jets at Carolina1:00 p.m.

Oakland at Philadelphia4:15 p.m.

San Francisco at Chicago12:00 p.m.

Sunday Night, Oct. 28

New York Giants at Washington8:30 p.m.

Monday, Oct. 29

Tennessee at Pittsburgh9:00 p.m.

NINTH WEEKEND**Sunday, Nov. 4****(Open Dates: Cincinnati, Minnesota, St. Louis)**

Baltimore at Pittsburgh1:00 p.m.

Carolina at Miami1:00 p.m.

Cleveland at Chicago12:00 p.m.

Dallas at New York Giants1:00 p.m.

Detroit at San Francisco1:05 p.m.

Indianapolis at Buffalo4:15 p.m.

Jacksonville at Tennessee12:00 p.m.

Kansas City at San Diego1:15 p.m.

New England at Atlanta1:00 p.m.

Philadelphia at Arizona2:05 p.m.

Seattle at Washington4:15 p.m.

Tampa Bay at Green Bay12:00 p.m.

Sunday Night, Nov. 4

New York Jets at New Orleans7:30 p.m.

Monday, Nov. 5

Denver at Oakland6:00 p.m.

Tenth Weekend**Sunday, Nov. 11****(Open Date: Washington)**

Buffalo at New England1:00 p.m.

Carolina at St. Louis12:00 p.m.

EXTRA POINTS

2001 National Football League Schedule

Sunday, Nov. 11 (continued)

Cincinnati at Jacksonville.....	1:00 p.m.
Dallas at Atlanta.....	1:00 p.m.
Green Bay at Chicago.....	12:00 p.m.
Kansas City at New York Jets.....	1:00 p.m.
Miami at Indianapolis.....	1:00 p.m.
Minnesota at Philadelphia.....	4:15 p.m.
New Orleans at San Francisco.....	1:15 p.m.
New York Giants at Arizona.....	2:15 p.m.
Pittsburgh at Cleveland.....	1:00 p.m.
San Diego at Denver.....	2:05 p.m.
Tampa Bay at Detroit.....	1:00 p.m.

Sunday Night, Nov. 11

Oakland at Seattle.....	5:30 p.m.
-------------------------	-----------

Monday, Nov. 12

Baltimore at Tennessee.....	8:00 p.m.
-----------------------------	-----------

ELEVENTH WEEKEND

Sunday, Nov. 18

(Open Date: Kansas City)

Atlanta at Green Bay.....	12:00 p.m.
Chicago at Tampa Bay.....	1:00 p.m.
Cleveland at Baltimore.....	1:00 p.m.
Detroit at Arizona.....	2:15 p.m.
Indianapolis at New Orleans.....	12:00 p.m.
Jacksonville at Pittsburgh.....	4:05 p.m.
New York Jets at Miami.....	1:00 p.m.
Philadelphia at Dallas.....	12:00 p.m.
San Diego at Oakland.....	1:05 p.m.
San Francisco at Carolina.....	1:00 p.m.
Seattle at Buffalo.....	1:00 p.m.
Tennessee at Cincinnati.....	1:00 p.m.
Washington at Denver.....	2:15 p.m.

Sunday Night, Nov. 18

St. Louis at New England.....	8:30 p.m.
-------------------------------	-----------

Monday, Nov. 19

New York Giants at Minnesota.....	8:00 p.m.
-----------------------------------	-----------

TWELFTH WEEKEND

Thursday, Nov. 22

(Open Date: Ny Jets)

Green Bay at Detroit.....	12:30 p.m.
Denver at Dallas.....	3:05 p.m.

Sunday, Nov. 25

Arizona at San Diego.....	1:05 p.m.
Atlanta at Carolina.....	1:00 p.m.

2001 National Football League Schedule

Sunday, Nov. 25 (continued)

Baltimore at Jacksonville	1:00 p.m.
Cincinnati at Cleveland	1:00 p.m.
Miami at Buffalo	1:00 p.m.
New Orleans at New England	4:05 p.m.
Oakland at New York Giants	4:15 p.m.
Pittsburgh at Tennessee	12:00 p.m.
San Francisco at Indianapolis	1:00 p.m.
Seattle at Kansas City	12:00 p.m.
Washington at Philadelphia	1:00 p.m.

Sunday Night, Nov. 25

Chicago at Minnesota	7:30 p.m.
----------------------------	-----------

Monday, Nov. 26

Tampa Bay at St. Louis	8:00 p.m.
------------------------------	-----------

THIRTEENTH WEEKEND**Thursday, Nov. 29****(Open Date: Ny Giants)**

Philadelphia at Kansas City	7:30 p.m.
-----------------------------------	-----------

Sunday, Dec. 2

Arizona at Oakland	1:15 p.m.
Carolina at New Orleans	12:00 p.m.
Dallas at Washington	4:15 p.m.
Denver at Miami	1:00 p.m.
Detroit at Chicago	12:00 p.m.
Indianapolis at Baltimore	1:00 p.m.
Minnesota at Pittsburgh	1:00 p.m.
New England at New York Jets	1:00 p.m.
St. Louis at Atlanta	1:00 p.m.
San Diego at Seattle	1:05 p.m.
Tampa Bay at Cincinnati	1:00 p.m.
Tennessee at Cleveland	1:00 p.m.

Sunday Night, Dec. 2

Buffalo at San Francisco	5:30 p.m.
--------------------------------	-----------

Monday, Dec. 3

Green Bay at Jacksonville	9:00 p.m.
---------------------------------	-----------

FOURTEENTH WEEKEND**Sunday, Dec. 9****(Open Date: Baltimore)**

Carolina at Buffalo	1:00 p.m.
Chicago at Green Bay	12:00 p.m.
Cleveland at New England	1:00 p.m.
Detroit at Tampa Bay	1:00 p.m.
Jacksonville at Cincinnati	1:00 p.m.
Kansas City at Oakland	1:15 p.m.

EXTRA POINTS

2001 National Football League Schedule

Sunday, Dec. 9 (continued)

New Orleans at Atlanta	1:00 p.m.
New York Giants at Dallas	12:00 p.m.
New York Jets at Pittsburgh	4:15 p.m.
San Diego at Philadelphia	1:00 p.m.
San Francisco at St. Louis	12:00 p.m.
Tennessee at Minnesota	12:00 p.m.
Washington at Arizona	2:05 p.m.

Sunday Night, Dec. 9

Seattle at Denver	6:30 p.m.
-------------------------	-----------

Monday, Dec. 10

Indianapolis at Miami	9:00 p.m.
-----------------------------	-----------

FIFTEENTH WEEKEND

Saturday, Dec. 15

(Open Date: Carolina)

Arizona at New York Giants	12:30 p.m.
Oakland at San Diego	1:00 p.m.

Sunday, Dec. 16

Atlanta at Indianapolis	1:00 p.m.
Cincinnati at New York Jets	1:00 p.m.
Dallas at Seattle	1:15 p.m.
Denver at Kansas City	12:00 p.m.
Green Bay at Tennessee	3:15 p.m.
Jacksonville at Cleveland	1:00 p.m.
Miami at San Francisco	1:05 p.m.
Minnesota at Detroit	1:00 p.m.
New England at Buffalo	1:00 p.m.
Philadelphia at Washington	1:00 p.m.
Tampa Bay at Chicago	12:00 p.m.

Sunday Night, Dec. 16

Pittsburgh at Baltimore	8:30 p.m.
-------------------------------	-----------

Monday, Dec. 17

St. Louis at New Orleans	8:00 p.m.
--------------------------------	-----------

SIXTEENTH WEEKEND

Saturday, Dec. 22

(Open Date: Denver)

Miami at New England	12:30 p.m.
Philadelphia at San Francisco	1:00 p.m.
Tennessee at Oakland	6:00 p.m.

Sunday, Dec. 23

Buffalo at Atlanta	1:00 p.m.
Chicago at Washington	1:00 p.m.
Cincinnati at Baltimore	1:00 p.m.

2001 National Football League Schedule

Sunday, Dec. 23 (continued)

Cleveland at Green Bay	2:00 p.m.
Dallas at Arizona.....	2:05 p.m.
Detroit at Pittsburgh	1:00 p.m.
Jacksonville at Minnesota	3:15 p.m.
New Orleans at Tampa Bay	1:00 p.m.
St. Louis at Carolina	1:00 p.m.
San Diego at Kansas City	12:00 p.m.
Seattle at New York Giants	1:00 p.m.

Sunday Night, Dec. 23

New York Jets at Indianapolis	8:30 p.m.
-------------------------------------	-----------

SEVENTEENTH WEEKEND**Saturday, Dec. 29****(Open Date: New England)**

Baltimore at Tampa Bay.....	9:00 p.m.
-----------------------------	-----------

Sunday, Dec. 30

Arizona at Carolina	1:00 p.m.
Atlanta at Miami	1:00 p.m.
Buffalo at New York Jets	1:00 p.m.
Chicago at Detroit.....	1:00 p.m.
Cleveland at Tennessee.....	12:00 p.m.
Indianapolis at St. Louis	12:00 p.m.
Kansas City at Jacksonville	1:00 p.m.
Minnesota at Green Bay	12:00 p.m.
New York Giants at Philadelphia.....	4:05 p.m.
Oakland at Denver	2:15 p.m.
Pittsburgh at Cincinnati	1:00 p.m.
San Francisco at Dallas.....	12:00 p.m.
Seattle at San Diego.....	1:15 p.m.

Sunday Night, Dec. 30

Washington at New Orleans	7:30 p.m.
---------------------------------	-----------



EXTRA POINTS

2001 American Football Conference Team Schedules

(All times local. All games Sunday unless otherwise noted.)

BALTIMORE RAVENS

SEPT. 9	CHICAGO	1:00 p.m.
SEPT. 17	MINNESOTA (Mon.)	9:00 p.m.
SEPT. 23	at Cincinnati	1:00 p.m.
SEPT. 30	at Denver	2:15 p.m.
OCT. 7	TENNESSEE	1:00 p.m.
OCT. 14	at Green Bay.....	12:00 p.m.
OCT. 21	at Cleveland	1:00 p.m.
OCT. 28	JACKSONVILLE	1:00 p.m.
NOV. 4	at Pittsburgh.....	1:00 p.m.
NOV. 12	at Tennessee (Mon.)	8:00 p.m.
NOV. 18	CLEVELAND	1:00 p.m.
NOV. 25	at Jacksonville	1:00 p.m.
DEC. 2	INDIANAPOLIS	1:00 p.m.
DEC. 9	OPEN DATE	
DEC. 16	PITTSBURGH	8:30 p.m.
DEC. 23	CINCINNATI	1:00 p.m.
DEC. 29	at Tampa Bay (Sat.).....	9:00 p.m.

BUFFALO BILLS

SEPT. 9	NEW ORLEANS	1:00 p.m.
SEPT. 16	at Miami	1:00 p.m.
SEPT. 23	at Indianapolis	12:00 p.m.
SEPT. 30	PITTSBURGH	1:00 p.m.
OCT. 7	NEW YORK JETS	4:05 p.m.
OCT. 14	OPEN DATE	
OCT. 18	at Jacksonville (Thu.).....	8:30 p.m.
OCT. 28	at San Diego.....	1:15 p.m.
NOV. 4	INDIANAPOLIS	4:15 p.m.
NOV. 11	at New England.....	1:00 p.m.
NOV. 18	SEATTLE	1:00 p.m.
NOV. 25	MIAMI.....	1:00 p.m.
DEC. 2	at San Francisco	5:30 p.m.
DEC. 9	CAROLINA	1:00 p.m.
DEC. 16	NEW ENGLAND	1:00 p.m.
DEC. 23	at Atlanta	1:00 p.m.
DEC. 30	at New York Jets	1:00 p.m.

CINCINNATI BENGALS

SEPT. 9	NEW ENGLAND	1:00 p.m.
SEPT. 16	at Tennessee	12:00 p.m.
SEPT. 23	BALTIMORE	1:00 p.m.
SEPT. 30	at San Diego.....	1:15 p.m.
OCT. 7	at Pittsburgh.....	1:00 p.m.
OCT. 14	CLEVELAND	1:00 p.m.
OCT. 21	CHICAGO	1:00 p.m.
OCT. 28	at Detroit	1:00 p.m.
NOV. 4	OPEN DATE	
NOV. 11	at Jacksonville	1:00 p.m.
NOV. 18	TENNESSEE	1:00 p.m.

2001 American Football Conference Team Schedules

CINCINNATI BENGALS (continued)

NOV. 25	at Cleveland	1:00 p.m.
DEC. 2	TAMPA BAY	1:00 p.m.
DEC. 9	JACKSONVILLE	1:00 p.m.
DEC. 16	at New York Jets	1:00 p.m.
DEC. 23	at Baltimore	1:00 p.m.
DEC. 30	PITTSBURGH	1:00 p.m.

CLEVELAND BROWNS

SEPT. 9	SEATTLE	1:00 p.m.
SEPT. 16	at Pittsburgh	8:30 p.m.
SEPT. 23	DETROIT	1:00 p.m.
SEPT. 30	at Jacksonville	4:15 p.m.
OCT. 7	SAN DIEGO	1:00 p.m.
OCT. 14	at Cincinnati	1:00 p.m.
OCT. 21	BALTIMORE	1:00 p.m.
OCT. 28	OPEN DATE	
NOV. 4	at Chicago	12:00 p.m.
NOV. 11	PITTSBURGH	1:00 p.m.
NOV. 18	at Baltimore	1:00 p.m.
NOV. 25	CINCINNATI	1:00 p.m.
DEC. 2	TENNESSEE	1:00 p.m.
DEC. 9	at New England	1:00 p.m.
DEC. 16	JACKSONVILLE	1:00 p.m.
DEC. 23	at Green Bay	12:00 p.m.
DEC. 30	at Tennessee	12:00 p.m.

DENVER BRONCOS

SEPT. 10	NEW YORK GIANTS (Mon.)	7:00 p.m.
SEPT. 16	at Indianapolis	12:00 p.m.
SEPT. 23	at Arizona	5:30 p.m.
SEPT. 30	BALTIMORE	2:15 p.m.
OCT. 7	KANSAS CITY	2:05 p.m.
OCT. 14	at Seattle	1:15 p.m.
OCT. 21	at San Diego	1:05 p.m.
OCT. 28	NEW ENGLAND	2:15 p.m.
NOV. 5	at Oakland (Mon.)	6:00 p.m.
NOV. 11	SAN DIEGO	2:05 p.m.
NOV. 18	WASHINGTON	2:15 p.m.
NOV. 22	at Dallas (Thu.)	3:05 p.m.
DEC. 2	at Miami	1:00 p.m.
DEC. 9	SEATTLE	6:30 p.m.
DEC. 16	at Kansas City	12:00 p.m.
DEC. 23	OPEN DATE	
DEC. 30	OAKLAND	2:15 p.m.

INDIANAPOLIS COLTS

SEPT. 9	at New York Jets	1:00 p.m.
SEPT. 16	DENVER	12:00 p.m.
SEPT. 23	BUFFALO	12:00 p.m.
SEPT. 30	at New England	1:00 p.m.
OCT. 7	OPEN DATE	

EXTRA POINTS

2001 American Football Conference Team Schedules

INDIANAPOLIS COLTS (continued)

OCT. 14	OAKLAND	7:30 p.m.
OCT. 21	NEW ENGLAND	12:00 p.m.
OCT. 28	at Kansas City	12:00 p.m.
NOV. 4	at Buffalo	4:15 p.m.
NOV. 11	MIAMI	1:00 p.m.
NOV. 18	at New Orleans	12:00 p.m.
NOV. 25	SAN FRANCISCO	1:00 p.m.
DEC. 2	at Baltimore	1:00 p.m.
DEC. 10	at Miami (Mon.)	9:00 p.m.
DEC. 16	ATLANTA	1:00 p.m.
DEC. 23	NEW YORK JETS	8:30 p.m.
DEC. 30	at St. Louis	12:00 p.m.

JACKSONVILLE JAGUARS

SEPT. 9	PITTSBURGH	1:00 p.m.
SEPT. 16	at Chicago	3:15 p.m.
SEPT. 23	TENNESSEE	1:00 p.m.
SEPT. 30	CLEVELAND	4:15 p.m.
OCT. 7	at Seattle	1:05 p.m.
OCT. 14	OPEN DATE	
OCT. 18	BUFFALO (Thu.)	8:30 p.m.
OCT. 28	at Baltimore	1:00 p.m.
NOV. 4	at Tennessee	12:00 p.m.
NOV. 11	CINCINNATI	1:00 p.m.
NOV. 18	at Pittsburgh	4:05 p.m.
NOV. 25	BALTIMORE	1:00 p.m.
DEC. 3	GREEN BAY (Mon.)	9:00 p.m.
DEC. 9	at Cincinnati	1:00 p.m.
DEC. 16	at Cleveland	1:00 p.m.
DEC. 23	at Minnesota	3:15 p.m.
DEC. 30	KANSAS CITY	1:00 p.m.

KANSAS CITY CHIEFS

SEPT. 9	OAKLAND	12:00 p.m.
SEPT. 16	at Seattle	1:15 p.m.
SEPT. 23	NEW YORK GIANTS	12:00 p.m.
SEPT. 30	at Washington	1:00 p.m.
OCT. 7	at Denver	2:05 p.m.
OCT. 14	PITTSBURGH	12:00 p.m.
OCT. 21	at Arizona	1:00 p.m.
OCT. 28	INDIANAPOLIS	12:00 p.m.
NOV. 4	at San Diego	1:15 p.m.
NOV. 11	at New York Jets	1:00 p.m.
NOV. 18	OPEN DATE	
NOV. 25	SEATTLE	12:00 p.m.
NOV. 29	PHILADELPHIA (Thu.)	7:30 p.m.
DEC. 9	at Oakland	1:15 p.m.
DEC. 16	DENVER	12:00 p.m.
DEC. 23	SAN DIEGO	12:00 p.m.
DEC. 30	at Jacksonville	1:00 p.m.

2001 American Football Conference Team Schedules

MIAMI DOLPHINS

SEPT. 9	at Tennessee	7:30 p.m.
SEPT. 16	BUFFALO	1:00 p.m.
SEPT. 23	OAKLAND	1:00 p.m.
SEPT. 30	at St. Louis	12:00 p.m.
OCT. 7	NEW ENGLAND	1:00 p.m.
OCT. 14	at New York Jets	4:15 p.m.
OCT. 21	OPEN DATE	
OCT. 28	at Seattle	1:15 p.m.
NOV. 4	CAROLINA	1:00 p.m.
NOV. 11	at Indianapolis	1:00 p.m.
NOV. 18	NEW YORK JETS	1:00 p.m.
NOV. 25	at Buffalo	1:00 p.m.
DEC. 2	DENVER	1:00 p.m.
DEC. 10	INDIANAPOLIS (Mon.)	9:00 p.m.
DEC. 16	at San Francisco	1:05 p.m.
DEC. 22	at New England (Sat.)	12:30 p.m.
DEC. 30	ATLANTA	1:00 p.m.

NEW ENGLAND PATRIOTS

SEPT. 9	at Cincinnati	1:00 p.m.
SEPT. 16	at Carolina	1:00 p.m.
SEPT. 23	NEW YORK JETS	4:05 p.m.
SEPT. 30	INDIANAPOLIS	1:00 p.m.
OCT. 7	at Miami	1:00 p.m.
OCT. 14	SAN DIEGO	1:00 p.m.
OCT. 21	at Indianapolis	12:00 p.m.
OCT. 28	at Denver	2:15 p.m.
NOV. 4	at Atlanta	1:00 p.m.
NOV. 11	BUFFALO	1:00 p.m.
NOV. 18	ST. LOUIS	8:30 p.m.
NOV. 25	NEW ORLEANS	4:05 p.m.
DEC. 2	at New York Jets	1:00 p.m.
DEC. 9	CLEVELAND	1:00 p.m.
DEC. 16	at Buffalo	1:00 p.m.
DEC. 22	MIAMI (Sat.)	12:30 p.m.
DEC. 30	OPEN DATE	

NEW YORK JETS

SEPT. 9	INDIANAPOLIS	1:00 p.m.
SEPT. 16	at Oakland	1:15 p.m.
SEPT. 23	at New England	4:05 p.m.
OCT. 1	SAN FRANCISCO (Mon.)	9:00 p.m.
OCT. 7	at Buffalo	4:05 p.m.
OCT. 14	MIAMI	4:15 p.m.
OCT. 21	ST. LOUIS	1:00 p.m.
OCT. 28	at Carolina	1:00 p.m.
NOV. 4	at New Orleans	7:30 p.m.
NOV. 11	KANSAS CITY	1:00 p.m.
NOV. 18	at Miami	1:00 p.m.
NOV. 25	OPEN DATE	

EXTRA POINTS

2001 American Football Conference Team Schedules

NEW YORK JETS (continued)

DEC. 2	NEW ENGLAND	1:00 p.m.
DEC. 9	at Pittsburgh	4:15 p.m.
DEC. 16	CINCINNATI	1:00 p.m.
DEC. 23	at Indianapolis	8:30 p.m.
DEC. 30	BUFFALO	1:00 p.m.

OAKLAND RAIDERS

SEPT. 9	at Kansas City	12:00 p.m.
SEPT. 16	NEW YORK JETS	1:15 p.m.
SEPT. 23	at Miami	1:00 p.m.
SEPT. 30	SEATTLE	1:15 p.m.
OCT. 7	OPEN DATE	
OCT. 14	at Indianapolis	7:30 p.m.
OCT. 21	DALLAS	1:15 p.m.
OCT. 28	at Philadelphia	4:15 p.m.
NOV. 5	DENVER (Mon.)	6:00 p.m.
NOV. 11	at Seattle	5:30 p.m.
NOV. 18	SAN DIEGO	1:05 p.m.
NOV. 25	at New York Giants	4:15 p.m.
DEC. 2	ARIZONA	1:15 p.m.
DEC. 9	KANSAS CITY	1:15 p.m.
DEC. 15	at San Diego (Sat.)	1:00 p.m.
DEC. 22	TENNESSEE (Sat.)	6:00 p.m.
DEC. 30	at Denver	2:15 p.m.

PITTSBURGH STEELERS

SEPT. 9	at Jacksonville	1:00 p.m.
SEPT. 16	CLEVELAND	8:30 p.m.
SEPT. 23	OPEN DATE	
SEPT. 30	at Buffalo	1:00 p.m.
OCT. 7	CINCINNATI	1:00 p.m.
OCT. 14	at Kansas City	12:00 p.m.
OCT. 21	at Tampa Bay	1:00 p.m.
OCT. 29	TENNESSEE (Mon.)	9:00 p.m.
NOV. 4	BALTIMORE	1:00 p.m.
NOV. 11	at Cleveland	1:00 p.m.
NOV. 18	JACKSONVILLE	4:05 p.m.
NOV. 25	at Tennessee	12:00 p.m.
DEC. 2	MINNESOTA	1:00 p.m.
DEC. 9	NEW YORK JETS	4:15 p.m.
DEC. 16	at Baltimore	8:30 p.m.
DEC. 23	DETROIT	1:00 p.m.
DEC. 30	at Cincinnati	1:00 p.m.

SAN DIEGO CHARGERS

SEPT. 9	WASHINGTON	1:15 p.m.
SEPT. 16	OPEN DATE	
SEPT. 23	at Dallas	12:00 p.m.
SEPT. 30	CINCINNATI	1:15 p.m.
OCT. 7	at Cleveland	1:00 p.m.
OCT. 14	at New England	1:00 p.m.

2001 American Football Conference Team Schedules

SAN DIEGO CHARGERS (continued)

OCT. 21	DENVER	1:05 p.m.
OCT. 28	BUFFALO	1:15 p.m.
NOV. 4	KANSAS CITY	1:15 p.m.
NOV. 11	at Denver	2:05 p.m.
NOV. 18	at Oakland	1:05 p.m.
NOV. 25	ARIZONA.....	1:05 p.m.
DEC. 2	at Seattle	1:05 p.m.
DEC. 9	at Philadelphia	1:00 p.m.
DEC. 15	OAKLAND (Sat.).....	1:00 p.m.
DEC. 23	at Kansas City	12:00 p.m.
DEC. 30	SEATTLE	1:15 p.m.

SEATTLE SEAHAWKS

SEPT. 9	at Cleveland	1:00 p.m.
SEPT. 16	KANSAS CITY	1:15 p.m.
SEPT. 23	PHILADELPHIA.....	1:15 p.m.
SEPT. 30	at Oakland	1:15 p.m.
OCT. 7	JACKSONVILLE	1:05 p.m.
OCT. 14	DENVER	1:15 p.m.
OCT. 21	OPEN DATE	
OCT. 28	MIAMI.....	1:15 p.m.
NOV. 4	at Washington.....	4:15 p.m.
NOV. 11	OAKLAND	5:30 p.m.
NOV. 18	at Buffalo	1:00 p.m.
NOV. 25	at Kansas City	12:00 p.m.
DEC. 2	SAN DIEGO	1:05 p.m.
DEC. 9	at Denver	6:30 p.m.
DEC. 16	DALLAS	1:15 p.m.
DEC. 23	at New York Giants	1:00 p.m.
DEC. 30	at San Diego.....	1:15 p.m.

TENNESSEE TITANS

SEPT. 9	MIAMI.....	7:30 p.m.
SEPT. 16	CINCINNATI	12:00 p.m.
SEPT. 23	at Jacksonville	1:00 p.m.
SEPT. 30	OPEN DATE	
OCT. 7	at Baltimore	1:00 p.m.
OCT. 14	TAMPA BAY	12:00 p.m.
OCT. 21	at Detroit	1:00 p.m.
OCT. 29	at Pittsburgh (Mon.).....	9:00 p.m.
NOV. 4	JACKSONVILLE	12:00 p.m.
NOV. 12	BALTIMORE (Mon.).....	8:00 p.m.
NOV. 18	at Cincinnati	1:00 p.m.
NOV. 25	PITTSBURGH.....	12:00 p.m.
DEC. 2	at Cleveland	1:00 p.m.
DEC. 9	at Minnesota	12:00 p.m.
DEC. 16	GREEN BAY	3:15 p.m.
DEC. 22	at Oakland (Sat.).....	6:00 p.m.
DEC. 30	CLEVELAND	12:00 p.m.

EXTRA POINTS

2001 National Football Conference Team Schedules

(All times local. All games Sunday unless otherwise noted.)

ARIZONA CARDINALS

SEPT. 9	OPEN DATE	
SEPT. 16	at Washington	1:00 p.m.
SEPT. 23	DENVER	5:30 p.m.
SEPT. 30	ATLANTA	1:05 p.m.
OCT. 7	at Philadelphia	1:00 p.m.
OCT. 14	at Chicago	12:00 p.m.
OCT. 21	KANSAS CITY	1:00 p.m.
OCT. 28	at Dallas	3:05 p.m.
NOV. 4	PHILADELPHIA	2:05 p.m.
NOV. 11	NEW YORK GIANTS	2:15 p.m.
NOV. 18	DETROIT	2:15 p.m.
NOV. 25	at San Diego	1:15 p.m.
DEC. 2	at Oakland	1:15 p.m.
DEC. 9	WASHINGTON	2:05 p.m.
DEC. 15	at New York Giants (Sat.)	12:30 p.m.
DEC. 23	DALLAS	2:05 p.m.
DEC. 30	at Carolina	1:00 p.m.

ATLANTA FALCONS

SEPT. 9	at San Francisco	1:15 p.m.
SEPT. 16	at St. Louis	3:05 p.m.
SEPT. 23	CAROLINA	1:00 p.m.
SEPT. 30	at Arizona	1:05 p.m.
OCT. 7	CHICAGO	1:00 p.m.
OCT. 14	SAN FRANCISCO	1:00 p.m.
OCT. 21	at New Orleans	12:00 p.m.
OCT. 28	OPEN DATE	
NOV. 4	NEW ENGLAND	1:00 p.m.
NOV. 11	DALLAS	1:00 p.m.
NOV. 18	at Green Bay	12:00 p.m.
NOV. 25	at Carolina	1:00 p.m.
DEC. 2	ST. LOUIS	1:00 p.m.
DEC. 9	NEW ORLEANS	1:00 p.m.
DEC. 16	at Indianapolis	1:00 p.m.
DEC. 23	BUFFALO	1:00 p.m.
DEC. 30	at Miami	1:00 p.m.

CAROLINA PANTHERS

SEPT. 9	at Minnesota	12:00 p.m.
SEPT. 16	NEW ENGLAND	1:00 p.m.
SEPT. 23	at Atlanta	1:00 p.m.
SEPT. 30	GREEN BAY	1:00 p.m.
OCT. 7	at San Francisco	5:30 p.m.
OCT. 14	NEW ORLEANS	1:00 p.m.
OCT. 21	at Washington	1:00 p.m.
OCT. 28	NEW YORK JETS	1:00 p.m.
NOV. 4	at Miami	1:00 p.m.
NOV. 11	at St. Louis	12:00 p.m.

2001 National Football Conference Team Schedules

CAROLINA PANTHERS (continued)

NOV. 18	SAN FRANCISCO	1:00 p.m.
NOV. 25	ATLANTA	1:00 p.m.
DEC. 2	at New Orleans	12:00 p.m.
DEC. 9	at Buffalo	1:00 p.m.
DEC. 16	OPEN DATE	
DEC. 23	ST. LOUIS	1:00 p.m.
DEC. 30	ARIZONA	1:00 p.m.

CHICAGO BEARS

SEPT. 9	at Baltimore	1:00 p.m.
SEPT. 16	JACKSONVILLE	3:15 p.m.
SEPT. 23	MINNESOTA	12:00 p.m.
SEPT. 30	OPEN DATE	
OCT. 7	at Atlanta	1:00 p.m.
OCT. 14	ARIZONA	12:00 p.m.
OCT. 21	at Cincinnati	1:00 p.m.
OCT. 28	SAN FRANCISCO	12:00 p.m.
NOV. 4	CLEVELAND	12:00 p.m.
NOV. 11	GREEN BAY	12:00 p.m.
NOV. 18	at Tampa Bay	1:00 p.m.
NOV. 25	at Minnesota	7:30 p.m.
DEC. 2	DETROIT	12:00 p.m.
DEC. 9	at Green Bay	12:00 p.m.
DEC. 16	TAMPA BAY	12:00 p.m.
DEC. 23	at Washington	1:00 p.m.
DEC. 30	at Detroit	1:00 p.m.

DALLAS COWBOYS

SEPT. 9	TAMPA BAY	12:00 p.m.
SEPT. 16	at Detroit	1:00 p.m.
SEPT. 23	SAN DIEGO	12:00 p.m.
SEPT. 30	at Philadelphia	8:30 p.m.
OCT. 7	OPEN DATE	
OCT. 15	WASHINGTON (Mon.)	8:00 p.m.
OCT. 21	at Oakland	1:15 p.m.
OCT. 28	ARIZONA	3:05 p.m.
NOV. 4	at New York Giants	1:00 p.m.
NOV. 11	at Atlanta	1:00 p.m.
NOV. 18	PHILADELPHIA	12:00 p.m.
NOV. 22	DENVER (Thu.)	3:05 p.m.
DEC. 2	at Washington	4:15 p.m.
DEC. 9	NEW YORK GIANTS	12:00 p.m.
DEC. 16	at Seattle	1:15 p.m.
DEC. 23	at Arizona	2:05 p.m.
DEC. 30	SAN FRANCISCO	12:00 p.m.

DETROIT LIONS

SEPT. 9	at Green Bay	12:00 p.m.
SEPT. 16	DALLAS	1:00 p.m.
SEPT. 23	at Cleveland	1:00 p.m.

EXTRA POINTS

2001 National Football Conference Team Schedules

DETROIT LIONS (continued)

SEPT. 30	OPEN DATE	
OCT. 8	ST. LOUIS (Mon.)	9:00 p.m.
OCT. 14	at Minnesota	12:00 p.m.
OCT. 21	TENNESSEE	1:00 p.m.
OCT. 28	CINCINNATI	1:00 p.m.
NOV. 4	at San Francisco	1:05 p.m.
NOV. 11	TAMPA BAY	1:00 p.m.
NOV. 18	at Arizona	2:15 p.m.
NOV. 22	GREEN BAY (Thu.)	12:30 p.m.
DEC. 2	at Chicago	12:00 p.m.
DEC. 9	at Tampa Bay	1:00 p.m.
DEC. 16	MINNESOTA	1:00 p.m.
DEC. 23	at Pittsburgh	1:00 p.m.
DEC. 30	CHICAGO	1:00 p.m.

GREEN BAY PACKERS

SEPT. 9	DETROIT	12:00 p.m.
SEPT. 16	at New York Giants	1:00 p.m.
SEPT. 24	WASHINGTON (Mon.)	8:00 p.m.
SEPT. 30	at Carolina	1:00 p.m.
OCT. 7	at Tampa Bay	4:15 p.m.
OCT. 14	BALTIMORE	12:00 p.m.
OCT. 21	at Minnesota	3:15 p.m.
OCT. 28	OPEN DATE	
NOV. 4	TAMPA BAY	12:00 p.m.
NOV. 11	at Chicago	12:00 p.m.
NOV. 18	ATLANTA	12:00 p.m.
NOV. 22	at Detroit (Thu.)	12:30 p.m.
DEC. 3	at Jacksonville (Mon.)	9:00 p.m.
DEC. 9	CHICAGO	12:00 p.m.
DEC. 16	at Tennessee	3:15 p.m.
DEC. 23	CLEVELAND	12:00 p.m.
DEC. 30	MINNESOTA	12:00 p.m.

MINNESOTA VIKINGS

SEPT. 9	CAROLINA	12:00 p.m.
SEPT. 17	at Baltimore (Mon.)	9:00 p.m.
SEPT. 23	at Chicago	12:00 p.m.
SEPT. 30	TAMPA BAY	12:00 p.m.
OCT. 7	at New Orleans	12:00 p.m.
OCT. 14	DETROIT	12:00 p.m.
OCT. 21	GREEN BAY	3:15 p.m.
OCT. 28	at Tampa Bay	1:00 p.m.
NOV. 4	OPEN DATE	
NOV. 11	at Philadelphia	4:15 p.m.
NOV. 19	NEW YORK GIANTS (Mon.)	8:00 p.m.
NOV. 25	CHICAGO	7:30 p.m.
DEC. 2	at Pittsburgh	1:00 p.m.
DEC. 9	TENNESSEE	12:00 p.m.
DEC. 16	at Detroit	1:00 p.m.

2001 National Football Conference Team Schedules

MINNESOTA VIKINGS (continued)

DEC. 23	JACKSONVILLE	3:15 p.m.
DEC. 30	at Green Bay.....	12:00 p.m.

NEW ORLEANS SAINTS

SEP. 9	at Buffalo	1:00 p.m.
SEP. 16	SAN FRANCISCO	12:00 p.m.
SEP. 23	OPEN DATE	
SEP. 30	at New York Giants	1:00 p.m.
OCT. 7	MINNESOTA	12:00 p.m.
OCT. 14	at Carolina	1:00 p.m.
OCT. 21	ATLANTA	12:00 p.m.
OCT. 28	at St. Louis.....	12:00 p.m.
NOV. 4	NEW YORK JETS	7:30 p.m.
NOV. 11	at San Francisco	1:15 p.m.
NOV. 18	INDIANAPOLIS	12:00 p.m.
NOV. 25	at New England.....	4:05 p.m.
DEC. 2	CAROLINA	12:00 p.m.
DEC. 9	at Atlanta	1:00 p.m.
DEC. 17	ST. LOUIS (Mon.).....	8:00 p.m.
DEC. 23	at Tampa Bay	1:00 p.m.
DEC. 30	WASHINGTON	7:30 p.m.

NEW YORK GIANTS

SEPT. 10	at Denver (Mon.)	7:00 p.m.
SEP. 16	GREEN BAY.....	1:00 p.m.
SEP. 23	at Kansas City	12:00 p.m.
SEP. 30	NEW ORLEANS	1:00 p.m.
OCT. 7	WASHINGTON	1:00 p.m.
OCT. 14	at St. Louis.....	12:00 p.m.
OCT. 22	PHILADELPHIA (Mon.)	9:00 p.m.
OCT. 28	at Washington.....	8:30 p.m.
NOV. 4	DALLAS	1:00 p.m.
NOV. 11	at Arizona	2:15 p.m.
NOV. 19	at Minnesota (Mon.)	8:00 p.m.
NOV. 25	OAKLAND	4:15 p.m.
DEC. 2	OPEN DATE	
DEC. 9	at Dallas.....	12:00 p.m.
DEC. 15	ARIZONA (Sat.)	12:30 p.m.
DEC. 23	SEATTLE	1:00 p.m.
DEC. 30	at Philadelphia	4:05 p.m.

PHILADELPHIA EAGLES

SEPT. 9	ST. LOUIS	4:15 p.m.
SEPT. 16	at Tampa Bay	1:00 p.m.
SEPT. 23	at Seattle	1:15 p.m.
SEPT. 30	DALLAS	8:30 p.m.
OCT. 7	ARIZONA.....	1:00 p.m.
OCT. 14	OPEN DATE	
OCT. 22	at New York Giants (Mon.)	9:00 p.m.
OCT. 28	OAKLAND	4:15 p.m.

EXTRA POINTS

2001 National Football Conference Team Schedules

PHILADELPHIA EAGLES (continued)

NOV. 4	at Arizona	2:05 p.m.
NOV. 11	MINNESOTA	4:15 p.m.
NOV. 18	at Dallas	12:00 p.m.
NOV. 25	WASHINGTON	1:00 p.m.
Nov. 29	at Kansas City (Thu.)	7:30 p.m.
DEC. 9	SAN DIEGO	1:00 p.m.
DEC. 16	at Washington	1:00 p.m.
DEC. 22	at San Francisco (Sat.)	1:00 p.m.
DEC. 30	NEW YORK GIANTS	4:05 p.m.

SAN FRANCISCO 49ERS

SEPT. 9	ATLANTA	1:15 p.m.
SEPT. 16	at New Orleans	12:00 p.m.
SEPT. 23	ST. LOUIS	1:15 p.m.
OCT. 1	at New York Jets (Mon.)	9:00 p.m.
OCT. 7	CAROLINA	5:30 p.m.
OCT. 14	at Atlanta	1:00 p.m.
OCT. 21	OPEN DATE	
OCT. 28	at Chicago	12:00 p.m.
NOV. 4	DETROIT	1:05 p.m.
NOV. 11	NEW ORLEANS	1:15 p.m.
NOV. 18	at Carolina	1:00 p.m.
NOV. 25	at Indianapolis	1:00 p.m.
DEC. 2	BUFFALO	5:30 p.m.
DEC. 9	at St. Louis	12:00 p.m.
DEC. 16	MIAMI	1:05 p.m.
DEC. 22	PHILADELPHIA (Sat.)	1:00 p.m.
DEC. 30	at Dallas	12:00 p.m.

ST. LOUIS RAMS

SEPT. 9	at Philadelphia	4:15 p.m.
SEPT. 16	ATLANTA	3:05 p.m.
SEPT. 23	at San Francisco	1:15 p.m.
SEPT. 30	MIAMI	12:00 p.m.
OCT. 8	at Detroit (Mon.)	9:00 p.m.
OCT. 14	NEW YORK GIANTS	12:00 p.m.
OCT. 21	at New York Jets	1:00 p.m.
OCT. 28	NEW ORLEANS	12:00 p.m.
NOV. 4	OPEN DATE	
NOV. 11	CAROLINA	12:00 p.m.
NOV. 18	at New England	8:30 p.m.
NOV. 26	TAMPA BAY (Mon.)	8:00 p.m.
DEC. 2	at Atlanta	1:00 p.m.
DEC. 9	SAN FRANCISCO	12:00 p.m.
DEC. 17	at New Orleans (Mon.)	8:00 p.m.
DEC. 23	at Carolina	1:00 p.m.
DEC. 30	INDIANAPOLIS	12:00 p.m.

TAMPA BAY BUCCANEERS

SEPT. 9	at Dallas	12:00 p.m.
---------	-----------------	------------

2001 National Football Conference Team Schedules

TAMPA BAY BUCCANEERS (continued)

SEPT. 16	PHILADELPHIA.....	1:00 p.m.
SEPT. 23	OPEN DATE	
SEPT. 30	at Minnesota	12:00 p.m.
OCT. 7	GREEN BAY.....	4:15 p.m.
OCT. 14	at Tennessee	12:00 p.m.
OCT. 21	PITTSBURGH.....	1:00 p.m.
OCT. 28	MINNESOTA	1:00 p.m.
NOV. 4	at Green Bay.....	12:00 p.m.
NOV. 11	at Detroit	1:00 p.m.
NOV. 18	CHICAGO	1:00 p.m.
NOV. 26	at St. Louis (Mon.)	8:00 p.m.
DEC. 2	at Cincinnati	1:00 p.m.
DEC. 9	DETROIT	1:00 p.m.
DEC. 16	at Chicago	12:00 p.m.
DEC. 23	NEW ORLEANS	1:00 p.m.
DEC. 29	BALTIMORE (Sat.)	9:00 p.m.

WASHINGTON REDSKINS

SEPT. 9	at San Diego.....	1:15 p.m.
SEPT. 16	ARIZONA.....	1:00 p.m.
SEPT. 24	at Green Bay (Mon.)	8:00 p.m.
SEPT. 30	KANSAS CITY	1:00 p.m.
OCT. 7	at New York Giants	1:00 p.m.
OCT. 15	at Dallas (Mon.)	8:00 p.m.
OCT. 21	CAROLINA.....	1:00 p.m.
OCT. 28	NEW YORK GIANTS	8:30 p.m.
NOV. 4	SEATTLE	4:15 p.m.
NOV. 11	OPEN DATE	
NOV. 18	at Denver	2:15 p.m.
NOV. 25	at Philadelphia	1:00 p.m.
DEC. 2	DALLAS	4:15 p.m.
DEC. 9	at Arizona	2:05 p.m.
DEC. 16	PHILADELPHIA.....	1:00 p.m.
DEC. 23	CHICAGO	1:00 p.m.
DEC. 30	at New Orleans	7:30 p.m.



EXTRA POINTS

2001 NATIONAL TELEVISION GAMES

REGULAR SEASON

Sunday, Sept. 9	St. Louis at Philadelphia (day, FOX) Miami at Tennessee (night, ESPN)
Monday, Sept. 10	New York Giants at Denver (night, ABC)
Sunday, Sept. 16	New York Jets at Oakland (day, CBS) Cleveland at Pittsburgh (night, ESPN)
Monday, Sept. 17	Minnesota at Baltimore (night, ABC)
Sunday, Sept. 23	St. Louis at San Francisco (day, FOX) Denver at Arizona (night, ESPN)
Monday, Sept. 24	Washington at Green Bay (night, ABC)
Sunday, Sept. 30	Baltimore at Denver (day, CBS) Dallas at Philadelphia (night, ESPN)
Monday, Oct. 1	San Francisco at New York Jets (night, ABC)
Sunday, Oct. 7	Green Bay at Tampa Bay (day, FOX) Carolina at San Francisco (night, ESPN)
Monday, Oct. 8	St. Louis at Detroit (night, ABC)
Sunday, Oct. 14	Miami at New York Jets (day, CBS) Oakland at Indianapolis (night, ESPN)
Monday, Oct. 15	Washington at Dallas (night, ABC)
Sunday, Oct. 21	Dallas at Oakland (day, FOX)
Thursday, Oct. 18	Buffalo at Jacksonville (night, ESPN)
Monday, Oct. 22	Philadelphia at New York Giants (night, ABC)
Sunday, Oct. 28	Oakland at Philadelphia (day, CBS) New York Giants at Washington (night, ESPN)
Monday, Oct. 29	Tennessee at Pittsburgh (night, ABC)
Sunday, Nov. 4	Seattle at Washington (day, CBS) New York Jets at New Orleans (night, ESPN)
Monday, Nov. 5	Denver at Oakland (night, ABC)
Sunday, Nov. 11	Minnesota at Philadelphia (day, FOX) Oakland at Seattle (night, ESPN)
Monday, Nov. 12	Baltimore at Tennessee (night, ABC)
Sunday, Nov. 18	Washington at Denver (day, FOX) St. Louis at New England (night, ESPN)
Monday, Nov. 19	New York Giants at Minnesota (night, ABC)

2001 NATIONAL TELEVISION GAMES

Thursday, Nov. 22	Green Bay at Detroit (day, FOX) Denver at Dallas (day, CBS)
Sunday, Nov. 25	Oakland at New York Giants (day, CBS) Chicago at Minnesota (night, ESPN)
Monday, Nov. 26	Tampa Bay at St. Louis (night, ABC)
Thursday, Nov. 29	Philadelphia at Kansas City (night, ESPN)
Sunday, Dec. 2	Dallas at Washington (day, FOX) Buffalo at San Francisco (night, ESPN)
Monday, Dec. 3	Green Bay at Jacksonville (night, ABC)
Sunday, Dec. 9	Kansas City at Oakland (day, CBS) Seattle at Denver (night, ESPN)
Monday, Dec. 10	Indianapolis at Miami (night, ABC)
Saturday, Dec. 15	Arizona at New York Giants (day, FOX) Oakland at San Diego (day, CBS)
Sunday, Dec. 16	Green Bay at Tennessee (day, FOX) Pittsburgh at Baltimore (night, ESPN)
Monday, Dec. 17	St. Louis at New Orleans (night, ABC)
Saturday, Dec. 22	Miami at New England (day, CBS) Philadelphia at San Francisco (day, FOX) Tennessee at Oakland (night, ABC)
Sunday, Dec. 23	Jacksonville at Minnesota (day, CBS) New York Jets at Indianapolis (night, ESPN)
Saturday, Dec. 29	Baltimore at Tampa Bay (night, ABC)
Sunday, Dec. 30	Oakland at Denver (day, CBS) Washington at New Orleans (night, ESPN)

POST-SEASON

Saturday, Jan. 5	AFC and NFC Wild Card Playoffs (ABC)
Sunday, Jan. 6	AFC and NFC Wild Card Playoffs (CBS and FOX)
Saturday, Jan. 12	AFC and NFC Divisional Playoffs (CBS and FOX)
Sunday, Jan. 13	AFC and NFC Divisional Playoffs (CBS and FOX)
Sunday, Jan. 20	AFC and NFC Championship Games (CBS and FOX)
Sunday, Jan. 27	Super Bowl XXXVI, Louisiana Superdome in New Orleans (FOX)
Sunday, Feb. 3	AFC-NFC Pro Bowl at Honolulu, Hawaii (ABC)

EXTRA POINTS

2001 Primetime Television Games at a Glance

(All times local; Sunday on ESPN, Monday on ABC; also on CBS radio)

Sunday, Sept. 9	Miami at Tennessee (ESPN).....	7:30 p.m.
Monday, Sept. 10	New York Giants at Denver (ABC)	7:00 p.m.
Sunday, Sept. 16	Cleveland at Pittsburgh (ESPN).....	8:30 p.m.
Monday, Sept. 17	Minnesota at Baltimore (ABC)	9:00 p.m.
Sunday, Sept. 23	Denver at Arizona (ESPN).....	6:30 p.m.
Monday, Sept. 24	Washington at Green Bay (ABC)	8:00 p.m.
Sunday, Sept. 30	Dallas at Philadelphia (ESPN).....	8:30 p.m.
Monday, Oct. 1	San Francisco at New York Jets (ABC).....	9:00 p.m.
Sunday, Oct. 7	Carolina at San Francisco (ESPN).....	5:30 p.m.
Monday, Oct. 8	St. Louis at Detroit (ABC).....	9:00 p.m.
Sunday, Oct. 14	Oakland at Indianapolis (ESPN)	8:30 p.m.
Monday, Oct. 15	Washington at Dallas (ABC)	8:00 p.m.
Thursday, Oct. 18	Buffalo at Jacksonville (ESPN)	8:30 p.m.
Monday, Oct. 22	Philadelphia at New York Giants (ABC)	9:00 p.m.
Sunday, Oct. 28	New York Giants at Washington (ESPN).....	8:30 p.m.
Monday, Oct. 29	Tennessee at Pittsburgh (ABC).....	9:00 p.m.
Sunday, Nov. 4	New York Jets at New Orleans (ESPN).....	7:30 p.m.
Monday, Nov. 5	Denver at Oakland (ABC)	6:00 p.m.
Sunday, Nov. 11	Oakland at Seattle (ESPN)	5:30 p.m.
Monday, Nov. 12	Baltimore at Tennessee (ABC)	8:00 p.m.
Sunday, Nov. 18	St. Louis at New England (ESPN)	8:30 p.m.
Monday, Nov. 19	New York Giants at Minnesota (ABC)	8:00 p.m.
Sunday, Nov. 25	Chicago at Minnesota (ESPN).....	7:30 p.m.
Monday, Nov. 26	Tampa Bay at St. Louis (ABC).....	8:00 p.m.
Thursday, Nov. 29	Philadelphia at Kansas City (ESPN)	7:30 p.m.
Sunday, Dec. 2	Buffalo at San Francisco (ESPN)	5:30 p.m.
Monday, Dec. 3	Green Bay at Jacksonville (ABC).....	9:00 p.m.
Sunday, Dec. 9	Seattle at Denver (ESPN).....	6:30 p.m.
Monday, Dec. 10	Indianapolis at Miami (ABC)	9:00 p.m.
Sunday, Dec. 16	Pittsburgh at Baltimore (ESPN).....	8:30 p.m.
Monday, Dec. 17	St. Louis at New Orleans (ABC)	8:00 p.m.
Saturday, Dec. 22	Tennessee at Oakland (ABC)	6:00 p.m.
Sunday, Dec. 23	New York Jets at Indianapolis (ESPN)	8:30 p.m.
Saturday, Dec. 29	Baltimore at Tampa Bay (ABC)	9:00 p.m.
Sunday, Dec. 30	Washington at New Orleans (ESPN)	7:30 p.m.

2001-2002 NFL Calendar and Media Guidelines

2001

July 22	Signing period ends at 4:00 p.m. ET for unrestricted free agents who received June 1 tender.
Aug. 6	Pro Football Hall of Fame Game - Miami Dolphins vs. St. Louis Rams
Aug. 27	American Bowl, Mexico City, Mexico - Dallas Cowboys vs. Oakland Raiders
Sept. 9-10	Kickoff 2001 Weekend.
Dec. 31	Regular season ends.

2002

Jan. 5-6	Wild Card Weekend.
Jan. 12-13	Divisional Playoffs.
Jan. 20	Conference Championships.
Jan. 27	Super Bowl XXXVI, New Orleans, Louisiana.
Feb. 3	AFC-NFC Pro Bowl, Honolulu, Hawaii.

Cleveland Browns – Media Guidelines

Training Camp: Credentials for training camp are issued by the Browns' public relations office. Those outlets not covering the club on a daily basis must contact the public relations office one day prior to arrival. ALL media are required to show a photo ID and sign in before attending practice. Credentials must be worn at all times.

Reporters and photographers accredited for camp are requested to remain within designated areas on the perimeter of the fields. No media members will be allowed in the areas between the two practice fields. Photographers and videographers are requested to stand 10 yards off the sidelines. Camera equipment must be attended to at all times. CAMERA TRIPODS ARE NOT ALLOWED ON THE PRACTICE FIELDS. The only time for player interviews is at the conclusion of morning practice. Any member of the media wishing to interview a Browns' assistant coach must first receive clearance from the club's public relations department. Please notify anyone on the public relations staff of these requests as soon as possible to ensure your needs can be facilitated. Head Coach Butch Davis will address the media at the conclusion of practice.

Regular Season: Only local media will be allowed to attend regular-season practices. Reporters and photographers are requested to remain within designated areas on the perimeter of the fields. No media members will be allowed in the areas between the two practice fields. Photographers and videographers are requested to stand 10 yards off the sidelines. Camera equipment must be attended to at all times. CAMERA TRIPODS ARE NOT ALLOWED ON THE PRACTICE FIELDS. The Browns locker room will be open for player interviews on Monday from 3:30-4:00 p.m., on Wednesday and Thursday from 11:45 a.m. – 12:15 p.m. and on Friday from 1:00-1:30 p.m. Any member of the media wishing to interview a Browns' assistant coach must first receive clearance from the club's public relations department. Please notify anyone on the public relations staff of these requests as soon as possible to ensure your needs can be facilitated. Head Coach Butch Davis will hold a weekly news conference on Monday at 4:00 p.m. and will be available to the media on Wednesday, Thursday and Friday following practice. There will be no interviews granted on Saturdays during the season except for network TV.



Todd Stewart
Executive Director,
Publicity/Media Relations



Ken Mather
Manager, Publicity/
Media Relations



Amy Palcic
Coordinator, Publicity/
Media Relations

EXTRA POINTS

Cleveland Browns Stadium – Media Guidelines

Booths: Radio and television broadcast booths are located to the east of the working press area on the same level.

Dark Rooms: Dark rooms are located in the Northwest corridor on the service level.

Entry: The media entrance is located on the North side of the Stadium off Erieside Avenue, across from the Port Authority Parking lots.

Locker Room Access: Both team locker rooms will be open to press bearing the proper credentials following the NFL-mandated 10-12 minute cooling-off period. The media elevator will transport members of the press that wish to visit the locker room with five minutes remaining in the fourth quarter. To reach either locker room from the press box, simply take the elevators to the Service/Locker Room Level and follow signs or ask for directions from Guest Services staff to home and visitor locker rooms.

Media Relations: The Cleveland Browns Communications staff will be located at the East end of the working press box. The Communications staff will also have an office in the press box, located behind the seating on the South side of the working press box area.

Media Room (Field Level): The media room, which will serve meals to sideline media prior to the game and at halftime, is located adjacent to the television truck parking area. Flip cards, releases, NFL Insiders and game statistics will also be distributed to sideline media from this room.

Parking: Members of the media that obtain parking passes will find parking on the North side of the Stadium. Only media members with properly displayed parking passes will be allowed in the media lot.

Press Box: The Cleveland Browns Stadium Press Box houses both print and electronic media on the same level. Upon exiting the media elevator, follow directions to the press box and dining area.

Pre-game Meals: Pre-game meals will be served buffet style in the spacious press box dining area. While dining, guests may keep up with all of the game action around the National Football League through television monitors mounted above the working area of the press box to display replays, statistics, scores and action from around the league.

Post-Game Interview Areas: Following the conclusion of the game, the head coach for each team will address the media from designated interview areas.

Statistics and Materials: Statistics will be distributed to each seat throughout the game and full play-by-plays will be available approximately 20 minutes following the conclusion of each contest. The Browns media relations staff will distribute all statistics and material from the copy room located in the Media Room behind the working press box area.

Will Call: Members of the media needing to pick up their passes at the game will find the media will-call booth located at the Southwest corner of the Stadium and the press gate entrance is located at the Northwest corner of Cleveland Browns Stadium.

CLEVELAND
BROWNS
COM

SPORTS HEALTH



CLEVELAND CLINIC

Cleveland Clinic Sports Health is a unique program offering sports-related health care to athletes of all sports, ages and skill levels. The program is a collaboration of some of the area's top orthopaedic surgeons, primary care sports physicians, hospitals, physical therapists, athletic trainers, exercise physiologists, and strength and conditioning specialists. Our comprehensive program is uniquely structured to prevent when possible, then to diagnose, treat and rehabilitate sports-related injuries and medical problems for every athletic pursuit. For urgent appointments, call 1-877-440-TEAM.

JOHN A. BERGFELD, M.D.

**Head Team Physician
Cleveland Clinic Sports Health**



John Bergfeld is the Director of Cleveland Clinic Sports Health and is the Browns Team Physician. Bergfeld previously was the Browns Team Physician from 1976-95 and is in his 23rd season in this capacity. He is a graduate of Bucknell University where he played offensive guard and linebacker. Bergfeld was the Chief of Orthopaedics with the United States Navy. He has been a board member of the American Academy of Orthopaedic Surgeons since 1997 and previously served as President of the American College of Sports Medicine in 1984-85 and President of the American Orthopaedic Society for Sports Medicine in 1992-93. He also has been Chairman of the NFL Safety Committee since 1993 and the International Society for Arthroscopy, Knee and Orthopaedic Surgery since 1997 and was named the Professional Football Trainers Association Team Physician of the Year in 1999. Bergfeld is married to Wilma F. Bergfeld, M.D. They have two daughters, Onee Louisa Lowe and Sigrid Wilma Grieco.

ROBERT DIMEFF, M.D.

**Team Physician
Cleveland Clinic Sports Health**



Robert Dimeff works as a Browns Team Physician and has been the Medical Director of the Section of Sports Medicine with the Department of Orthopaedic Surgery at The Cleveland Clinic since 1990. He has also been the Team Physician for the Cleveland CAVS and the Cleveland State University Athletic Department since 1990. Dimeff previously served as a consultant physician with the Cleveland Browns from 1990-95. He holds a B.S. in integrated life sciences from Kent State University and an M.D. from the Northeastern Ohio Universities College of Medicine. Dimeff has been Vice-Chairman of the Department of Family Practice of The Cleveland Clinic Foundation since July 1997.



Your first call for any sports injury.

To schedule an appointment with our team for your sports injury, call toll-free **877-440-TEAM**, every day, 7am-11pm.

We want to be your first call for any sports injury.

SPORTS HEALTH
CLEVELAND CLINIC

The Cleveland Clinic • Euclid • Hillcrest • Huron • Lutheran
South Pointe • Beachwood • Mentor • Twinsburg • Willoughby Hills
Chagrin Falls • Independence Lorain • Solon • Strongsville • Westlake

Just put \$25 on your Browns Platinum PlusSM Visa[®] credit card...

Dawg collar • Brown and orange face paint • Large sodas
A couple of hot dawgs • Nachos



And the hat's on the house!

Kick off a brand new season of Browns heavy-hitting action and power-packed plays by sporting official Browns fan gear. Just request your Browns Platinum Plus Visa card, charge \$25 or more on it—and get ready to receive your FREE Browns floppy hat* today!



**Get your head in the game...
and make a play for your FREE
Browns floppy hat* today!**



Call 1-800-523-7666
and mention Priority Code AR7H



There are costs associated with the use of this credit card. For information about costs, contact MBNA America Bank N.A., the exclusive issuer and administrator of the Platinum Plus credit card program, by calling 1-800-523-7666 or by writing to PO Box 15020, Wilmington, DE 19850. TTY users, please call: 1-800-833-6262. This is a one-time offer for new Customers who apply for the Cleveland Browns Visa credit card by calling 1-800-523-7666, are approved for the card and then use the account for a purchase of at least \$25. Purchase must be made on or before March 31, 2002. Limit one (1) floppy hat per new account (est. retail value: \$20). One size fits most. The floppy hat logo will feature the Cleveland Browns logo. No substitutions permitted except by the sponsor, who reserves the right to substitute an item of equal or greater value. Please allow 10-12 weeks for delivery after qualifying. Supplies are limited. MBNA America Bank, N.A., is the sponsor of this offer. The terms of this offer are subject to change. This promotion is provided by MBNA America. Visa is a federally registered trademark of Visa USA, Inc., used to pursuant to license. MBNA, MBNA America, and Platinum Plus are service marks of MBNA America Bank, N.A.

**We love sports and we're
game for anything, no matter
how big or how small.**

From a simple ticket re-design
to a complete image make-over,
give us a challenge and watch us
perform! We'll give you options,
we'll give you our professional
expertise, we'll give you our best—
every time!

In sports, it takes talent and team-
work to make a winner. Put our
winning combination to work
for you.

we **Design**

nCG

designandprinting
212.251.0005
www.ncg.cc

Official Sponsor



CLEVELAND BROWNS 2001 MEDIA GUIDE